

# DAILY STOCK MARKET HIGHLIGHTS

Thursday, 04 April 2019



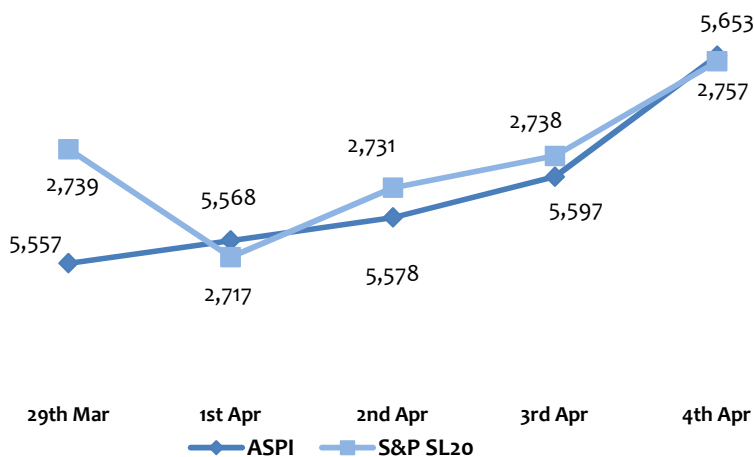
**ASHA PHILLIP  
SECURITIES LTD**

Sri Lanka

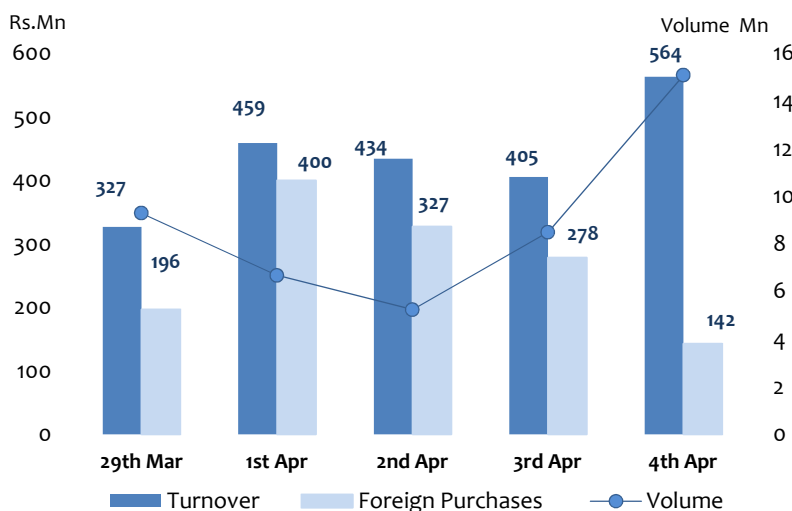
## Daily Market Statistics

Index	4th Apr	3rd Apr	Change	% Change
ASPI	5,653.43	5,597.37	↑ 56.06	↑ 1.00%
S&P SL20	2,757.06	2,737.57	↑ 19.49	↑ 0.71%
Market Stats (LKR, Mn)		4th Apr	3rd Apr	% Change
Turnover		563.60	405.19	↑ 39.1%
Domestic Purchases		421.32	127.19	↑ 231.2%
Domestic Sales		163.84	332.93	↓ -50.8%
Foreign Purchases		142.28	278.00	↓ -48.8%
Foreign Sales		399.76	72.27	↑ 453.2%
Share Volume		15.09	8.49	↑ 77.8%
Trades (No.)		3,899.00	2,734	↑ 42.6%
Market capitalization (Bn)		2,651.38	2,625.09	↑ 1.0%
PER		8.87	8.78	↑ 1.03%
PBV		1.11	1.10	↑ 0.91%

## Market Indices



## Turnover, Volume and Foreign Purchase



## Performance of the Market

- Previous day's positive momentum resulted bourse to close on positive terrain for the sixth consecutive day.
- Benchmark index ASPI moved between 5,598.08 - 5,653.43 points and settled the day at 5,653.43 with a gain of 56.06 points (+1.00%).
- Major contributors for the movement in ASPI were **DIST (+6.9)**, **LION (+5.4)**, **DIAL (+5.2)**, **LOLC (+5.0)**, **MELS (+3.5)**, **LAMB (-3.2)**, **RIL (-0.9)**, **HNB.X (-0.8)**, **SMOT (-0.7)** & **TJL (-0.4)**
- S&P SL20 index followed the same trend and settled the day at 2,757.06 with a gain of 19.49 points (+0.71%).
- The day's turnover was recorded as LKR 563.6Mn, up by 39% from its previously recorded LKR 405.19Mn. Foreign investors turned net sellers for the day.
- The total market capitalization stood at LKR 2.65Tn, indicating an YTD loss of 6.62%.
- The market PER & PBV were at 8.87x & 1.11x respectively.

## Top Contributors – Turnover

1. John Keells Holdings PLC (JKH) contributed 60% (340.96Mn) of the turnover. JKH traded between LKR 154.00 & LKR 155.00 and settled the day at LKR 155.00 with a gain of LKR 0.50 (+0.32%); about 36% (LKR 123.55Mn) of its turnover was contributed through two off board deals of 800,000 shares negotiated at the prices of LKR 154.40 & LKR 154.50.
2. Access Engineering PLC (AEL) had contributed LKR 51.88Mn. AEL traded between LKR 13.00 & LKR 13.50 and settled the day at its previous closing of LKR 13.30.
3. Sampath Bank PLC (SAMP) contributed LKR 29.27Mn. SAMP traded between LKR 170.50 & LKR 173.90 and settled the day at LKR 172.00 with a gain of LKR 1.60 (+0.94%).

**Top contributors - Traded Volume**

1. Access Engineering PLC traded a total of 3.98Mn shares.
2. Lankem Developments PLC (2.82Mn shares).
3. John Keells Holdings PLC (2.2Mn shares).

**Sectorial Overview**

1. Diversified Holdings (DIV) sector stood on top providing LKR 359.46Mn capturing 64% of the total turnover.
2. Bank Finance & Insurance (BFI) sector provided LKR 103.42Mn to the daily aggregated turnover.
3. Construction & Engineering (C&E) sector provided LKR 62.03Mn.

**Daily Foreign Transactions**

**Net Foreign Purchases**

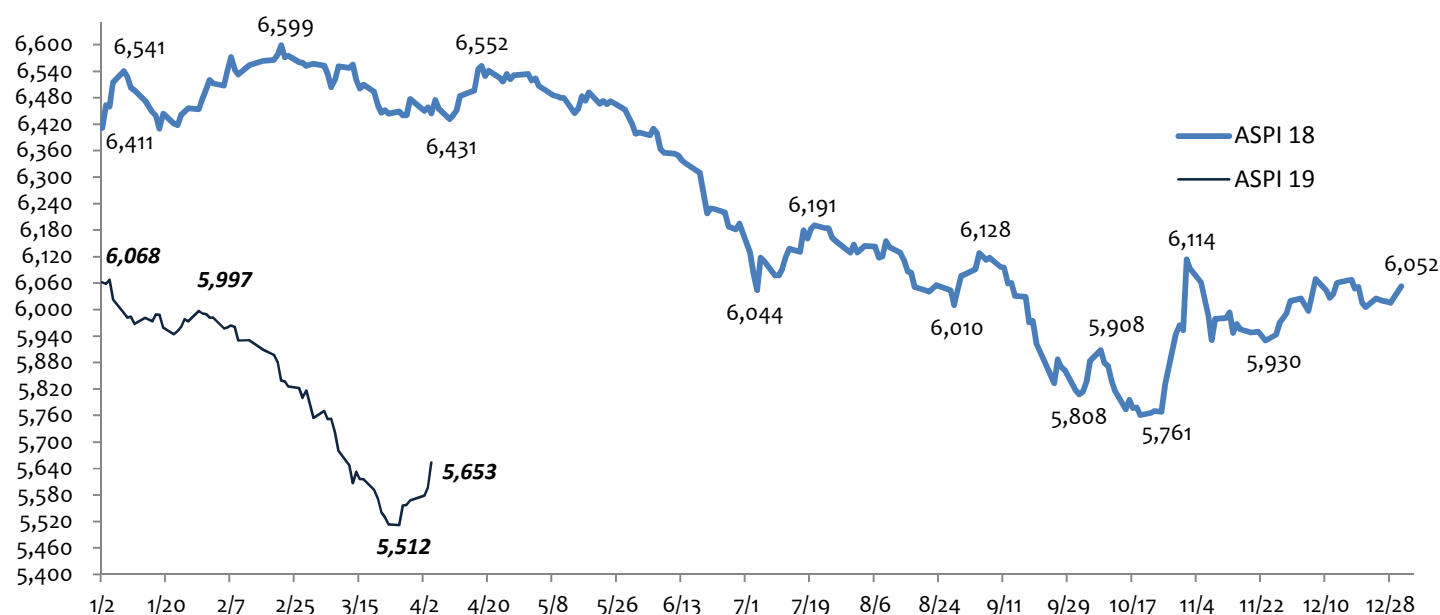
Company Name	Avg Price	Net change in Qty	Net Foreign Inflow
CENTRAL FINANCE	89.90	48,354	4,347,025
GRAIN ELEVATORS (+)	55.00	9,990	549,450
HUNTERS	400.00	1,000	400,000
BUKIT DARAH	200.00	1,372	274,400
A.SPEN.HOT.HOLD.	25.50	7,627	194,489
CHEVRON (+)	63.50	3,012	191,262
CEYLON BEVERAGE	846.9	145	122,801
ARPICO INSURANCE (+)	17.70	6,930	122,661
HNB ASSURANCE (+)	120.50	1,000	120,500
ALLIANCE	52.60	2,000	105,200

**Net Foreign Sales**

Company Name	Avg Price	Net change in Qty	Net Foreign Outflow
JKH	154.40	(1,191,442)	(183,958,645)
ACCESS ENG SL	13.00	(3,835,745)	(49,864,685)
COMMERCIAL BANK (+)	100.00	(202,593)	(20,259,300)
LANKEM DEV.	3.60	(2,094,798)	(7,541,273)
TOKYO CEMENT	22.00	(33,309)	(732,798)
C T LAND	28.40	(19,375)	(550,250)
RENUKA FOODS	15.50	(24,923)	(386,307)
VALLIBEL ONE	15.20	(21,700)	(329,840)
SEYLAN DEVTS (+)	10.00	(18,011)	(180,110)
SEYLAN BANK[X.0000] (+)	39.80	(3,680)	(146,464)

- **Aggregate foreign buying** for the day totaled up to **LKR 142.28Mn**.
- **Foreign sales** for the day amounted to **LKR 399.76Mn**.
- **Net foreign outflow** for the day was **LKR 257.48Mn**, **YTD net foreign outflow** presently stands at **LKR 5.78Bn**.
- **CFIN** notched the “Top Net Purchasers” slot with a net inflow of **LKR 4.35Mn** whilst **JKH** notched the “Top net Sellers” slot with a net outflow of **LKR 183.96Mn**.

**Year-to-Date ASPI Movement - 2018 & 2019**



## Key Announcements

### Companies under Trading Suspension / Halt

Company	CIFL	CIFL	ESL	PCH	PCP	SING	SFS	CHOU	CTCE
From	23-Nov-17	23-Nov-17	5-Jan-16	2-Apr-18			2-July 18.	11 Mar 19.	1-Mar-19
Reason	CBSL	status	Weak position	as per CSE Listing Rules			CBSL	List rule	Voluntary Delist
Company	LCEM	MEL	HUEJ	AINV, CFT, PCHH		LLMP	FLCH	TFC	KAPI
From	7-Sep 18.	25-Sep 18.	26-Nov-18.	10-12-2018.			8-Mar-19	18-Feb-19.	14-Feb-19.
Reason	AQO	AQO	***	Non-submission of Annual Reports			Merger	AQO	For clarification

\*\*\*Non-submission of Interim Financial Statements 30th Jun 2018

Auditor's Qualified Opinion (AQO)

### Companies on WATCH LIST

Non Submission of Annual Reports, Financial Statements									Default Board
MIRA	LCEM	CIFL	PCH	PCP	SING	HDEV	LLMP	PCHH	SFS
SFL	LLMP	CFT							
Qualified Opinion in the Independent Auditor's Report									
AINV	ESL	EAST	MEL	CHOU	HVA	PMB	MBSL	ALHP	TFC
SIRA	MSL								
Non-compliance of CSE Listing Rules, minimum public holding & Corporate Governance									
HUEJ	LOFC	ACAP	ARPI	ASPH	BBH	COMD	CPRT	DIST	CLC
ASPM	GOOD	HPFL	INDO	KAPI	LAMB	MADU	MORI	OFEQ	NIFL
PARA	PDL	SELI	MERC	SHAL	LHCL	SLND	AFSL	AMCL	ODEL
SFCL	TAP	MERC	TFIL						

### Annual general Meetings (AGMs)

Company	Date	Company	Date	Company	Date
MEL	5-Apr-19	EAST	5-Apr-19	CTC	14-May-19
BOGA	6-Apr-19	CITH	8-Apr-19	KFP	11-Jun-19
CINS	25-Apr-19	NEST	8-May-19	CCS	14-Jun-19
				TRAN	21-Jun-19

### EGMs

Company	Date	Company	Date
AHPL	24-Jun-19	CITW	8-Apr-19
TSML	27-Jun-19	REEF	8-Apr-19
JKL	27-Jun-19	NEST	8-May-19
KHL	28-Jun-19		
JKH	28-Jun-19		

### Upcoming Listings

Company	Issue Size	Coupon Rate	Price	Issue Opening	Tenure	Nature
Seylan Bank PLC (SEYB)	LKR 5Bn	14.5, 15.0	100.00	9-Apr-19	5 Years	BASEL III
Commercial Bank of Ceylon PLC (COMB)	LKR 15Bn	To be notified	100.00	To be Notified	5 - 10 Years	BASEL III
Hatton National Bank PLC (HNB)	LKR 10Bn	To be notified	100.00	To be notified	5, 7 Years	BASEL III
Bogawantalawa Tea Estates (BOPL)	LKR 0.85Bn	To be notified	85.00	To be notified	5, 6 & 7 Years	Normal

## Key Announcements

### Cash Dividends

CODE	DIVIDEND PER SHARE (LKR)	TYPE	XD DATE	PAYMENT DATE
CTCE	25.00	First & Final	28.Mar.2019	05.Apr.2019
SEYB	0.50	Final	29.Mar.2019	08.Apr.2019
HASU	7.00	Final	29.Mar.2019	08.Apr.2019
CSD	1.00	First & Final	29.Mar.2019	08.Apr.2019
SLTL	1.06	First & Final	29.Mar.2019	08.Apr.2019
OSEA	1.25	First & Final	01.Apr.2019	09.Apr.2019
SAMP	5.00	First & Final	01.Apr.2019	09.Apr.2019
HNB	3.50	Final	01.Apr.2019	09.Apr.2019
PINS	1.10	2nd Interim	01.Apr.2019	09.Apr.2019
LWL	3.00	Interim	05.Apr.2019	12.Apr.2019
TILE	3.15	Interim	05.Apr.2019	12.Apr.2019
PARQ	2.00	Interim	08.Apr.2019	11.Apr.2019
HEXP	3.00	2nd Interim	09.Apr.2019	17.Apr.2019
HAYL	5.00	Interim	09.Apr.2019	17.Apr.2019
SINS	0.65	Interim	09.Apr.2019	18.Apr.2019

CODE	DIVIDEND PER SHARE (LKR)	TYPE	XD DATE	PAYMENT DATE
ALUM	0.15	Interim	09.Apr.2019	18.Apr.2019
HAYC	6.00	2nd Interim	09.Apr.2019	18.Apr.2019
TPL	6.00	Interim	09.Apr.2019	18.Apr.2019
DIPD	2.00	Interim	09.Apr.2019	18.Apr.2019
AMSL	0.50	Interim	09.Apr.2019	18.Apr.2019
ASIR	0.80	Interim	09.Apr.2019	22.Apr.2019
HARI	20.00	Interim	11.Apr.2019	23.Apr.2019
LFIN	8.00	Interim	16.Apr.2019	18.Apr.2019
CINS	35.00	First & Final	26.Apr.2019	07.May.2019
NEST	25.00	Final	09.May.2019	17.May.2019
CTC	15.77	Final	15.May.2019	24.May.2019
COMD	3.50	Final	16.May.2019	27.May.2019
PDL	3.75	First & Final	30.May.2019	10.Jun.2019
AGST	0.20	Final	01.Jul.2019	09.Jul.2019

DIAL	0.37	Final	Dates to be notified
------	------	-------	----------------------

### Scrip Dividends

CODE	CMP	Cash Value	Propotion : 1 Voting for	Propotion : 1 Non-Voting for	XD DATE	LISTING DATE
COMB	106.6, 90.0	1.72	62.034884700	52.383720827	29.Mar.19	Date to be notified
SEYB	70.00, 43.00	1.72	40.8720928942	25.5813924919	29.Mar.19	08.Apr.19
HNB	200, 157	3.00	67.1096360444	52.1594765342	01.Apr.19	09.Apr.19
SAMP	200.00	8.22	24.322912170	na	01.Apr.19	09.Apr.19

### Amalgamation

Transferee	Transferor	Proportion	Effective Date
Browns investments PLC (BIL)	Browns Capital PLC (FLCH)	2 BIL for every 1 FLCH	29 Mar 19.

### Sub-Division of Shares

Company	Proportion	EGM & Entitlement Date	Dealings Suspension	Trading start
On'ally Holdings PLC (ONAL)	1 for 5		To be notified	

### Rights Issues

T = Tranche

Company,	Issue Price	Issue Value	Proportion	XR Date	Letter Dispatch	Trading of Rights	Acceptance
Dialog finance PLC (CALF)	LKR 40.00	LKR 764Mn	32 for 121	18 Mar 2019.	25 Mar 2019.	29 Mar - 5 Apr.	08 Apr 19.
DFCC Bank PLC (DFCC)	LKR 72.00	LKR 7.63Bn	02 for 05	29 Mar 2019.	4 Apr 2019.	10 Apr - 18 Apr.	22 Apr 19.
Asia Asset Finance (AAF) T-2	LKR 10.0	LKR 218Mn	02 for 10	3 Apr 2019.	8 Apr 2019.	12 Apr - 23 Apr.	24 Apr 19.
People's Merchant Finance (PMB)	LKR 9.50	LKR 1.20Bn	03 for 02	05 Apr 2019.	10 Apr 2019.	17 Apr - 25 Apr.	26 Apr 19.
Hikkaduwa Beach Resort (CITH)	LKR 3.90	LKR 319Mn	02 for 05	09 Apr 2019.	16 Apr 2019.	23 Apr - 30 Apr.	02 May 19.
Waskaduwa Beach Resort (CITK)	LKR 2.40	LKR 871Mn	09 for 05	09 Apr 2019.	16 Apr 2019.	23 Apr - 30 Apr.	02 May 19.
Citrus Leisure PLC (REEF)	LKR 5.00	LKR 870Mn	09 for 05	09 Apr 2019.	16 Apr 2019.	23 Apr - 30 Apr.	02 May 19.
Anilana Hotels (ALHP)	LKR 2.00 Tranch 1	LKR 183Mn	01 for 11	23 Apr 2019.	22 Apr 2019.	26 Apr - 06 May.	07 May 19.
Anilana Hotels (ALHP)	LKR 2.00 Tranch 2	LKR 183Mn	01 for 12	22 May 2019.	21 May 2019.	27 May - 03 Jun.	04 Jun 19.

### Rights Issues with pending dates

Company,	Issue Price	Proportion	Company,	Issue Price	Proportion
Agalawatte Plantations (AGAL)	LKR 15.30	21 for 4	Adam Investments PLC (AINV)	LKR 1.00	01 for 01
Adam Capital PLC (PCHH)	LKR 1.50	02 for 01	Blue Diamonds Jewellery (BLUE)	LKR 1.00	01 for 04
Sampath Bank PLC (SAMP)	LKR 136.00	07 for 23	On'ally Holdings PLC (ONAL)	LKR 19.00	01 for 15
Citizens Development (CDB.N)	LKR 77.00	01 for 04	Citizens Development (CDB.X)	LKR 64.00	01 for 04

## Market Highlights & Statistics

### Market Capitalisation

Company Name	Symbol	Price	Issued Quantity	Market Capitalisation	(as a % of MKT Cap.)
CEYLON TOBACCO COMPANY PLC	CTC.No000	1,320.00	187,323,751	247,267,351,320	10.38
JOHN KEELLS HOLDINGS PLC	JKH.No000	155.00	1,318,173,279	204,316,858,245	8.57
COMMERCIAL BANK OF CEYLON PLC	COMB.No000	100.00	946,002,788	94,600,278,800	3.97
NESTLE LANKA PLC	NEST.No000	1,624.60	53,725,463	87,282,387,190	3.66
DIALOG AXIATA PLC	DIAL.No000	9.60	8,143,778,405	78,180,272,688	3.28
HATTON NATIONAL BANK PLC	HNB.No000	180.10	395,451,248	71,220,769,765	2.99
DISTILLERIES COMPANY OF SRI LANKA PLC	DIST.No000	15.20	4,600,000,000	69,920,000,000	2.93
CEYLON COLD STORES PLC	CCS.No000	575.00	95,040,000	54,648,000,000	2.29
CARGILLS (CEYLON) PLC	CARG.No000	200.00	255,999,927	51,199,985,400	2.15
SAMPATH BANK PLC	SAMP.No000	172.00	280,902,248	48,315,186,656	2.03

### Highest Volume

Company Name	Turnover (Rs)	Share Vol.
ACCESS ENGINEERING PLC	51,885,455	3,983,039
LANKEM DEVELOPMENTS PLC	10,141,816	2,820,505
JOHN KEELLS HOLDINGS PLC	340,958,400	2,207,460
UNION BANK OF COLOMBO PLC	22,832,331	2,020,623
SMB LEASING PLC	199,060	497,586
SIERRA CABLES PLC	412,013	241,507
SEYLAN BANK PLC [X]	8,308,346	209,112
COMMERCIAL BANK OF CEYLON PLC	20,456,309	204,561
DANKOTUWA PORCELAIN PLC	989,601	181,902
SAMPATH BANK PLC	29,271,396	170,775

### Highest Turnover

Company Name	Share Vol.	Turnover (LKR)
JOHN KEELLS HOLDINGS PLC	2,207,460	340,958,400
ACCESS ENGINEERING PLC	3,983,039	51,885,455
SAMPATH BANK PLC	170,775	29,271,396
UNION BANK OF COLOMBO PLC	2,020,623	22,832,331
COMMERCIAL BANK OF CEYLON PLC	204,561	20,456,309
HAYLEYS PLC	98,120	16,682,386
LANKEM DEVELOPMENTS PLC	2,820,505	10,141,816
ROYAL CERAMICS LANKA PLC	146,054	8,770,381
SEYLAN BANK PLC [X]	209,112	8,308,346
CENTRAL FINANCE COMPANY PLC	50,446	4,533,894

### Top Gainers

Company Name	VWA Days Close	Change (LKR)	Change %	Turnover (LKR)
NATION LANKA	0.60	0.10	20.00	8,232
SIERRA CABL	1.80	0.20	12.50	412,013
AMANA TAKAFUL	6.10	0.60	10.91	55,362
RENUKA AGRI	2.20	0.20	10.00	104,102
RENUKA FOODS [X]	11.10	1.00	9.90	10,821
PRINTCARE PLC	33.00	2.90	9.63	7,260
AITKEN SPENCE	44.90	3.90	9.51	442,647
CITRUS HIKKADUWA	3.70	0.30	8.82	26,026
CEYLON BEVERAGE	846.90	66.90	8.58	126,697
PALM GARDEN HOTL	21.50	1.50	7.50	8,600

### Top Losers

Company Name	VWA Days Close	Change (LKR)	Change %	Turnover (LKR)
KOTMALE HOLDINGS	182.10	(47.90)	(20.83)	29,136
OFFICE EQUIPMENT	60.10	(9.90)	(14.14)	12,017
SATHOSA MOTORS	400.00	(57.90)	(12.64)	240,800
R I L PROPERTY	6.50	(0.50)	(7.14)	79,935
ASIA ASSET	7.70	(0.47)	(5.75)	152,822
RESUS ENERGY	18.50	(1.00)	(5.13)	182,560
RAIGAM SALTERNS	1.90	(0.10)	(5.00)	15,507
C M HOLDINGS	37.00	(1.80)	(4.64)	91,333
CITRUS WASKADUWA	2.10	(0.10)	(4.55)	482
DUNAMIS CAPITAL	30.00	(1.40)	(4.46)	27,032

### Crossings

Name	Symbol	Price	Trades	T.Volume	Turnover
John Keells Holdings PLC	JKH.No000	154.40	2	800,000	123,550,000.00
Union Bank Of Colombo PLC	UBC.No000	11.30	1	2,000,000	22,600,000.00

## Market Highlights & Statistics

### Sector Wise Summary

Sector	Price Index		Turnover			Sector	
	Today	Previous	Value (Rs)	Volume	Trades	P/E	PBV
BANK FINANCE AND INSURANCE	15,024.45	14,857.43	103,415,496	3,717,372	1,116	4.60	0.90
BEVERAGE FOOD AND TOBACCO	22,910.46	22,682.05	1,322,674	96,689	120	16.50	5.60
CONSTRUCTION AND ENGINEERING	1,359.78	1,358.97	62,027,270	6,802,229	662	11.90	0.50
CHEMICALS AND PHARMACEUTICALS	4,983.50	5,007.39	214,906	3,210	30	7.30	0.80
DIVERSIFIED HOLDINGS	1,467.19	1,449.98	359,463,541	2,409,705	233	10.30	0.90
FOOTWEAR AND TEXTILE	869.55	866.90	769,564	80,743	32	51.50	0.90
HOTELS AND TRAVELS	2,631.73	2,624.80	4,775,442	357,479	377	98.20	1.60
HEALTH CARE	765.55	767.42	2,384,760	122,481	36	15.70	1.70
INVESTMENT TRUSTS	9,146.91	9,086.87	1,144,458	81,588	74	0.00	0.40
INFORMATION TECHNOLOGY	25.52	23.85	2,160	500	9	0.00	0.00
LAND AND PROPERTY	527.05	526.39	2,866,130	178,965	139	5.30	0.60
MANUFACTURING	2,574.33	2,549.37	20,117,765	906,619	557	8.00	0.80
MOTORS	11,071.17	11,360.14	471,241	4,125	35	17.20	0.50
OIL PALMS	49,335.27	49,228.16	305,692	1,420	10	59.10	1.30
POWER & ENERGY	94.25	93.41	1,164,891	99,280	136	83.00	1.10
PLANTATIONS	738.46	733.89	1,042,861	53,693	150	24.70	0.70
STORES SUPPLIES	28,351.42	28,353.99	967,400	2,258	20	17.50	0.50
SERVICES	15,798.08	15,216.43	174,674	81,717	28	14.70	1.20
TELECOMMUNICATIONS	133.85	129.90	559,136	47,586	76	5.70	0.90
TRADING	10,738.66	10,417.49	406,367	38,153	36	49.30	0.60

### GICS Industry Group Statistics

Industry Group	Price Index		Turnover			Sector	
	Today	Previous	Value (Rs)	Volume	Trades	P/E	PBV
Automobiles & Components	441.02	428.95	234,804	7,104	21	4.60	0.60
Banks	710.85	710.18	88,832,384	2,716,618	572	5.00	0.70
Capital Goods	796.87	795.37	423,694,048	6,860,744	733	10.30	0.80
Commercial & Professional Services	756.14	812.95	7,918	227	4	0.00	1.00
Consumer Durables & Apparel	742.30	740.02	2,933,511	322,922	185	38.60	1.00
Consumer Services	242.70	238.01	4,775,442	357,479	381	104.00	1.60
Diversified Financials	738.47	725.68	12,480,163	1,021,554	495	5.30	1.00
Energy	502.74	496.87	730,838	43,982	83	0.00	0.80
Food & Staples Retailing	1,224.98	1,224.98	10,121	1,569	13	22.20	2.10
Food, Beverage & Tobacco	859.61	861.79	14,699,040	3,011,522	652	15.40	2.60
Health Care Equipment & Services	824.18	822.23	2,386,919	122,981	47	15.80	1.70
Household & Personal Products	928.82	923.43	1,010	100	1	12.70	1.80
Insurance	1,987.78	1,983.66	2,346,141	59,864	85	3.40	1.50
Materials	482.89	477.48	4,293,659	209,644	225	7.90	0.90
Pharmaceuticals, Biotechnology & Life Sciences	1,645.43	1,645.43	97,670	195	11	4.80	1.30
Real Estate	725.22	729.99	3,334,684	189,290	169	5.00	0.60
Retailing	705.83	697.72	1,706,283	47,922	71	16.30	0.60
Technology Hardware & Equipment	0.00	-	0	0	0	0.00	0.00
Telecommunication Services	678.73	664.48	559,136	47,586	76	5.70	0.90
Transportation	702.71	685.99	37,746	9,089	11	7.90	0.70
Utilities	713.83	729.86	434,053	55,298	53	10.10	0.70



# Economic Indicators & Other Statistics

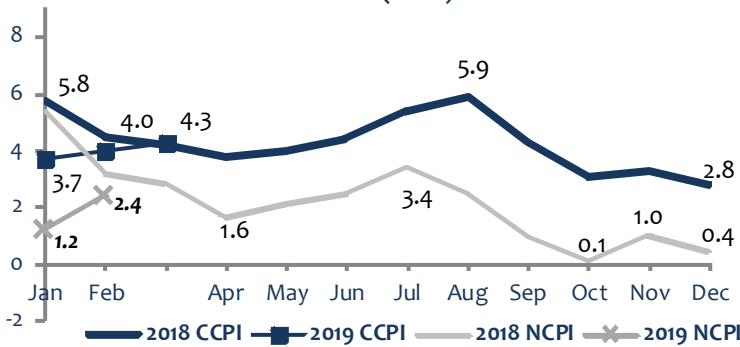
## Exchange Rates

Currency	4th Apr		3rd Apr	
	Buying	Selling	Buying	Selling
Dollar (USA)	172.65	176.49	172.53	176.37
Pound (UK)	226.37	233.81	225.61	233.01
Euro (EU)	192.80	199.73	192.31	199.24
Dollar (Australia)	121.70	126.95	121.22	126.46
Dollar (Canada)	128.51	133.34	128.71	133.54
Franc (Switzerland)	171.98	178.16	171.81	178.01
Renminbi (China)	25.41	26.63	25.39	26.61
Yen (Japan)	1.5392	1.5969	1.5379	1.5956
Dollar (Singapore)	126.95	131.35	126.79	131.19

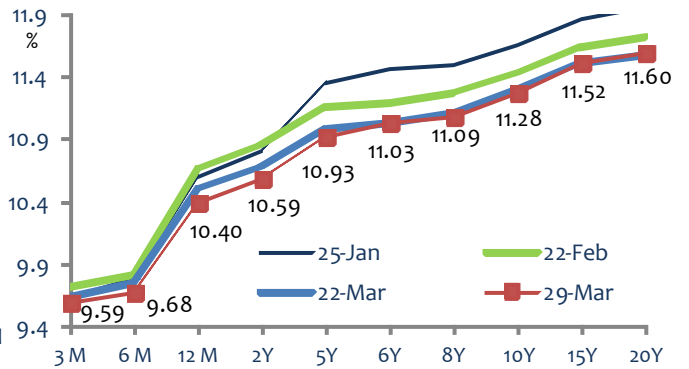
## Indicative Rates

Currency	4th Apr	3rd Apr
	Ind: Value	Ind: Value
Yuan (Offshore)	25.9938	25.9848
Rupee (India)	2.5511	2.5320
Won (Korean)	0.1539	0.1539
Dinar (Kuwait)	573.6567	572.9121
Ringgit (Malay)	42.8045	42.7652
Rial (Oman)	453.5613	453.2553
Riyal (Qatar)	47.9564	47.9306
Riyal (KSA)	46.5613	46.5299
Dirham (UAE)	47.5399	47.5078

## Inflation Colombo Consumers' Price Index (CCPI) & National Consumer Price Index (NCPI)



## Government Securities - Secondary Market Yield



## Central Bank's Policy Rates

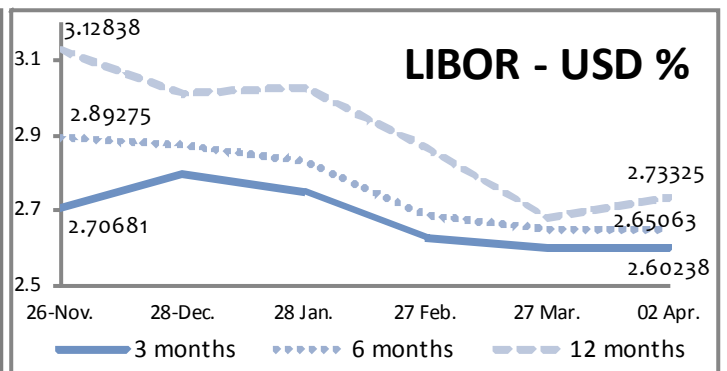
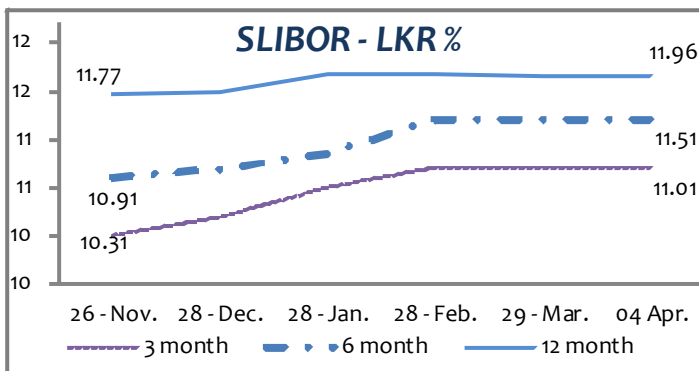
Description	22-02-2019.	14-11-2018.		02.04.2019	27.03.2019	19.03.2019	13-03-2019
Standing Deposit Facility (SDF)	8.00%	8.00%	91 Days %	9.24	9.39	9.49	9.55
Standing Lending Facility (SLF)	9.00%	9.00%	182 Days %	9.50	9.67	9.79	9.87
Bank Rate	15.00%	15.00%	364 Days %	10.15	10.40	10.52	10.58
Statutory Reserve Ratio (SRR)	5.00%	6.00%	Amount	28Bn	25Bn	24Bn	24Bn

## Treasury Bill Issuance

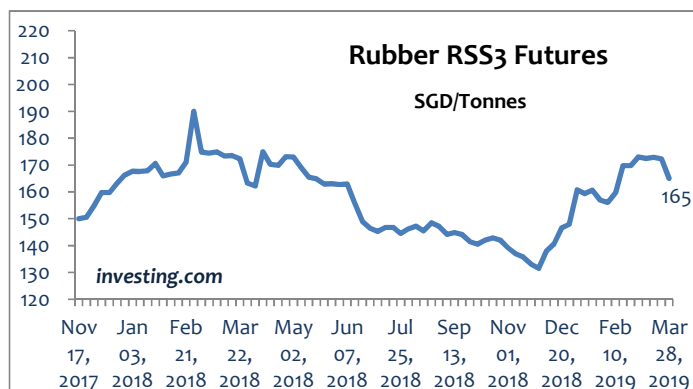
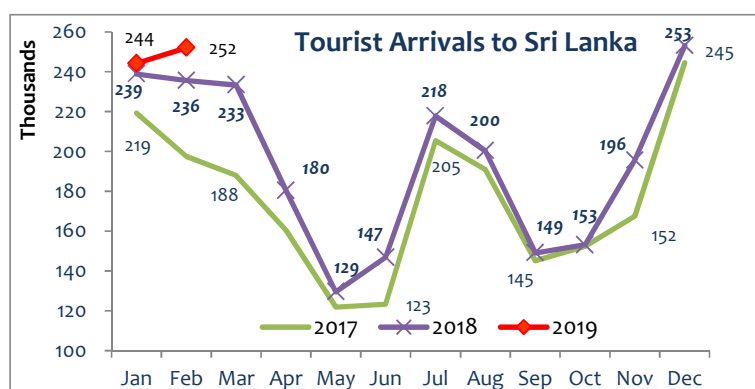
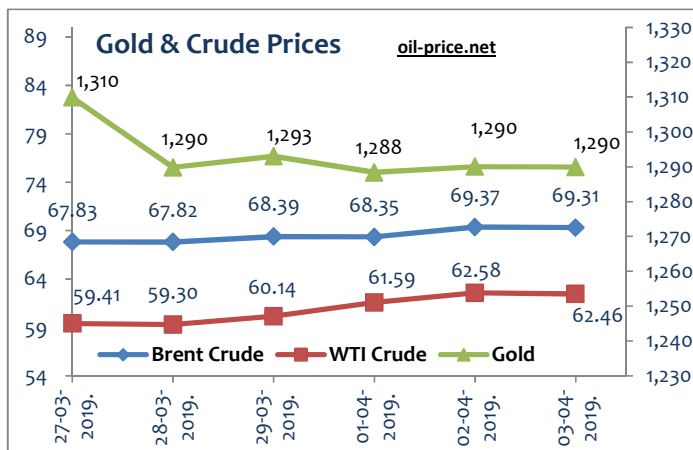
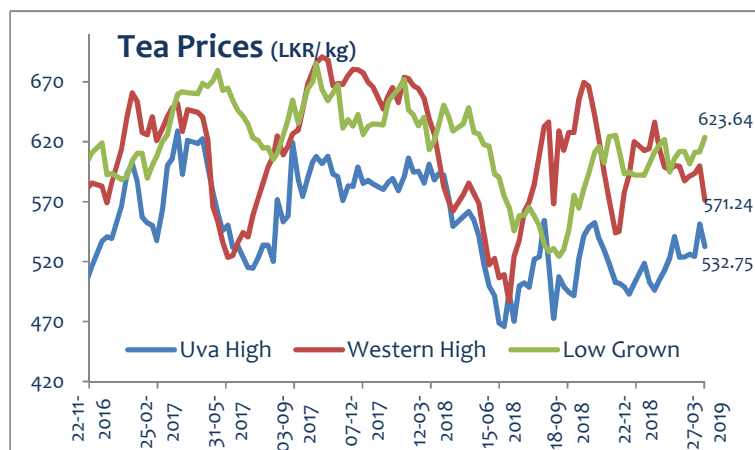
Date	02.04.2019	17.07.2016	12.03.2019	17.07.2016	17.09.2018	02.04.2019	12.03.2019	15.10.2018
Maturity	3 Years	4 Years	5 Years	6 Years	7 Years	8 Years	10 Years	15 Years
Current Yield	10.72	11.14	11.04	11.21	10.32	11.24	11.35	11.90
Previous Auction	05.02.2019	15.06.2017	11.01.2019	15.06.2017	16.07.2018	05.02.2019	11.01.2019	16.07.2018
Previous Yield	10.85	11.37	11.58	11.38	10.53	11.30	11.73	10.88

## Treasury Bond Issuance

Date	02.04.2019	17.07.2016	12.03.2019	17.07.2016	17.09.2018	02.04.2019	12.03.2019	15.10.2018
Maturity	3 Years	4 Years	5 Years	6 Years	7 Years	8 Years	10 Years	15 Years
Current Yield	10.72	11.14	11.04	11.21	10.32	11.24	11.35	11.90
Previous Auction	05.02.2019	15.06.2017	11.01.2019	15.06.2017	16.07.2018	05.02.2019	11.01.2019	16.07.2018
Previous Yield	10.85	11.37	11.58	11.38	10.53	11.30	11.73	10.88



## Economic Indicators & Other Statistics



## Local News

### Sri Lanka's tea exports up but dollar earnings down

Sri Lanka's tea export shipments rose in the first two months of 2019 but earnings in US dollars were lower than 2018, brokers said. Asia Siyaka Commodities said tea export earnings in the January-February 2019 period fell to about 222 million US dollars from 230 million dollars the year before. "This makes the approximate FOB (free on board) dollar value of 4.70 this year 16 percent lower than last year's high of 5.44 dollars a kilo," they said. But thanks to the rupee depreciation of 16 percent in the year to February, the country's earnings in rupee terms rose to 39.9 billion rupees from 35.5 billion a year ago. ([economynext.com](http://economynext.com))

### Cabinet nod to award Rs. 13 b Waters Edge construction to Sathuta Builders

Cabinet this week granted approval to award tender to construct a 48-room hotel for Waters Edge Company to Sathuta Builders Ltd. for Rs. 13 billion. The proposal was made by Megapolis and Western Province Development Minister Patali Champika Ranawaka, to award the construction of the small luxury hotel at Battaramulla Waters Edge Hotel premises.

Cabinet also gave approval to another proposal made by the Minister, to develop the land in Peliyagoda, which has been earmarked for a housing project designed for low income people under the Urban Regeneration Program launched by the Ministry.

The Cabinet proposal to award construction work to erect a Gabion Wall and prepare the proposed land to build 600 housing units to Land Reclamation and Development Corporation at a cost of Rs. 217.34 million.

The project aims to build 40,000 housing units for urban poor communities where 8,380 units have already been completed under 16 projects launched in phase I. ([ft.lk](http://ft.lk))



**India's Ircon wins US\$91mn deal to modernise northern Sri Lanka rail line**

Sri Lanka's government has awarded India's Ircon International Ltd. a contract for 91.3 million US dollars to modernise part of the northern railway line, the state information office said. The Cabinet of ministers this week approved the award of the deal on a proposal by Transport and civil aviation minister Arjuna Ranatunga, a statement said. The contract is to rebuild a 128 kilometre long stretch of rail track from Mahawa to Omanthai using funds from an Indian government loan. The project is to rebuild the rail track to make it capable of carrying trains at speeds of 100 kmph and with heavier loads and to ensure efficient, safe and comfortable transport service for passengers and freight. ([economynext.com](http://economynext.com))

## Foreign News

**Asian shares struggle near eight-month highs on trade jitters**

Asian shares stepped back from eight-month highs on Thursday as investors took money off the table amid fresh concerns about the ongoing Sino-U.S. trade talks and their impact on the prospects for world growth.

Spreadbetters pointed to a subdued start for European shares with futures for London's FTSE off 0.3 percent while those of Germany's Dax and Eurostoxx each fell 0.1 percent. E-minis for the S&P 500 were a shade weaker. MSCI's broadest index of Asia-Pacific shares outside Japan slipped 0.4 percent after five straight days of gains took it to the highest since late August. Losses were led by Australia and New Zealand while Hong Kong, Philippines and Indian markets were also in red. Chinese shares were firmer with the blue-chip index up 0.6 percent while Japan's Nikkei paused near a recent one-month top.

Analysts pointed to investor fatigue and a lack of fresh headlines on the Sino-U.S. trade talks for Thursday's sell-off while disappointing U.S. economic data this week also hung heavy on sentiment. Bloomberg reported on Thursday the U.S. wanted to set a 2025 target for China to meet trade pledges. The plan would see China committing to buy more U.S. commodities, including soybeans and energy products, and allow full foreign ownership for U.S. companies operating in China as a binding pledge.

Traders were also squaring off positions ahead of U.S. jobs data due on Friday after earlier disappointments this week. Wednesday's figures showed services sector activity hit a more than 19-month low in March while private payrolls grew less than expected, hinting at softness in the world's largest economy.

The euro was 0.1 percent higher at \$1.1246 while sterling gained to \$1.3185 after British Prime Minister Theresa May held talks with the opposition Labour party in a bid to break the Brexit deadlock that may lead to a softer departure deal with the EU. The lower house of Britain's parliament late on Wednesday also narrowly passed legislation which would force May to seek a delay to Brexit in order to prevent the risk of leaving without a deal on April 12.

In commodity markets, spot gold nudged up to \$1,292.96 per ounce. U.S. crude eased 9 cents to \$62.37 while Brent crude rose 4 cents to \$69.27. ([reuters.com](http://reuters.com))

## Contact Information

### Head Office

#### Sales

Thakshila Hulangamuwa	thakshi@ashaphillip.net	+94 11 2429108
Upul Priyantha	upul@ashaphillip.net	+94 11 2429106
Shanmugam Sudhagar	sudha@ashaphillip.net	+94 11 2429107
Vasanth Wicramasinghe	vasantha@ashaphillip.net	+94 11 2429114

#### Research

Visahan Arumainayaham	visahan@ashaphillip.net	+94112429139
Nishani Ruwanpathirana	nishani@ashaphillip.net	+94 112429137

### Regional Offices

#### Colombo (H/O)

# 60, 5th Lane,  
Colombo 03.  
Tel - 94 112429100  
Fax - 94 112429199  
www.ashaphillip.net

#### Matara

#24-1/3A,  
E.H. Cooray Tower, 2<sup>nd</sup> Floor,  
Anagarika Dharmapala Mw,  
Matara.  
Tel: 041 2235191-5

#### Kandy

# 88, Ceybank House,  
Dalada Vidiya,  
Kandy.  
Tel. 081 2204750

#### Gampaha

#116,  
Sanasa Ideal Complex,  
Buddhaloka Mawatha,  
Gampaha.  
Tel. 033 2234888

#### Negombo

#72 A 2/1,  
Old Chilaw Road,  
Negombo.  
Tel. 031 2227474

#### Kiribathgoda

#94, Udeshi City Shopping Complex,  
2nd Floor, #2/12, Makola Road,  
Kiribathgoda.  
Tel. 011 2908511

#### Important Information

This document has been prepared and issued by Asha Phillip Securities Ltd, on the basis of publicly available information, internally developed data and other sources, believed to be reliable. Whilst all responsible care has been taken to ensure that the facts stated are accurate and the opinions given are fair and reasonable neither Asha Phillip Securities Ltd, nor any Director Officer or employee, shall in any way be responsible for any decisions made on its contents. Asha Phillip Securities Ltd may act as a Broker in the investments which are the subject of this document or related investments and may have acted upon or used the information contained in this document, or the research or analysis on which it is based, before its publication. Asha Phillip Securities Ltd., Its Directors, Officers or Employees may also have a position or be otherwise interested in the investments referred to in this document. This is not an offer to sell or buy the investments referred to in this document.