

DAILY STOCK MARKET HIGHLIGHTS

Thursday, 16 May 2019



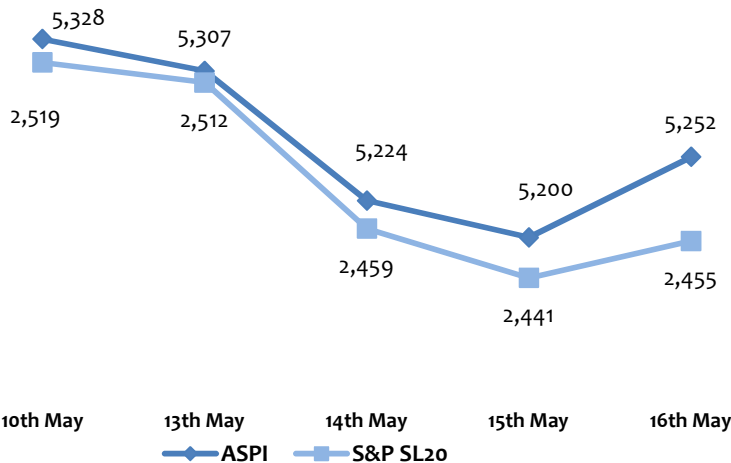
**ASHA PHILLIP
SECURITIES LTD**

Sri Lanka

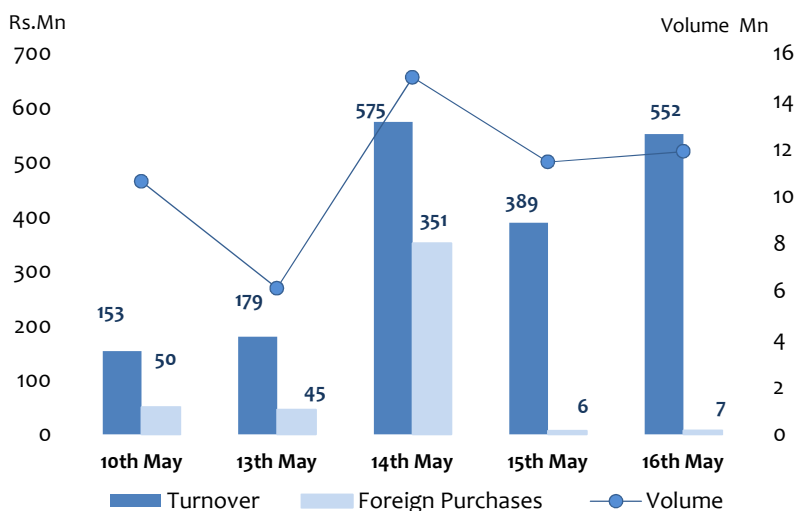
Daily Market Statistics

Index	16th May	15th May	Change	% Change
ASPI	5,251.79	5,199.98	↑ 51.81	↑ 1.00%
S&P SL20	2,454.73	2,441.40	↑ 13.33	↑ 0.55%
Market Stats (LKR, Mn)		16th May	15th May	% Change
Turnover		552.42	388.62	↑ 42.1%
Domestic Purchases		545.58	382.15	↑ 42.8%
Domestic Sales		187.54	216.73	↓ -13.5%
Foreign Purchases		6.83	6.48	↑ 5.5%
Foreign Sales		364.88	171.90	↑ 112.3%
Share Volume		11.88	11.44	↑ 3.9%
Trades (No.)		3,246.00	4,023	↓ -19.3%
Market capitalization (Bn)		2,471.63	2,435.14	↑ 1.5%
PER		8.27	8.15	↑ 1.47%
PBV		1.02	1.01	↑ 0.99%

Market Indices



Turnover, Volume and Foreign Purchase



Performance of the Market

- Colombo bourse returned to positive terrain with the steep price appreciation of CTC and CCS after solid financial results released by CTC and the decent dividend declared by CCS.
- Benchmark index ASPI moved between 5,198.95-5,259.65 points and settled the day at 5,251.79 with a gain of 51.81 points (+1.00%).
- Major contributors for the movement in ASPI were **CTC (+13.5)**, **CCS (+7.7)**, **SLTL (+5.0)**, **CLC (+2.7)**, **MELS (+2.5)**, **EAST (-2.6)**, **COMB (-1.2)**, **ASIR (-1.2)**, **SPEN (-0.8)** & **CTEA (-0.7)**
- S&P SL20 index also followed the same trend and settled the day at 2,454.73 with a gain of 13.33 points (+0.55%).
- The day's turnover was recorded as LKR 552.42Mn, up by 42% from its previously recorded LKR 388.62Mn. Foreign investors remained as net sellers for the day.
- The total market capitalization stood at LKR 2.47Tn, indicating an YTD loss of 12.95%.
- The market PER & PBV were at 8.27x & 1.02x respectively.

Top Contributors – Turnover

1. John Keells Holdings PLC (JKH) contributed 78% (429.11Mn) of the turnover. JKH traded between LKR 135.20 & LKR 137.50 and settled the day at LKR 136.00 with a gain of LKR 0.50 (+0.37%).
2. Seylan Bank PLC [X] (SEYB.X) had contributed LKR 35.26Mn. SEYB.X traded between LKR 30.00 & LKR 31.20 and settled the day at its previous closing of LKR 30.90
3. Cargills (Ceylon) PLC (CARG) contributed LKR 9.87Mn. CARG traded between LKR 194.00 & LKR 195.00 and settled the day at LKR 195.00 with a gain of LKR 1.90 (+0.98%).

Top contributors - Traded Volume

1. John Keells Holdings PLC traded a total of 3.15Mn shares.
2. Seylan Bank PLC [X] (1.16Mn shares).
3. East West Properties PLC (1.11Mn shares).

Sectorial Overview

1. Diversified Holdings (DIV) sector stood on top providing LKR 433.71Mn capturing 79% of the total turnover.
2. Bank Finance & Insurance (BFI) sector provided LKR 60.06Mn to the daily aggregated turnover.
3. Beverage Food & Tobacco (BFT) provided LKR 17.03Mn.

Daily Foreign Transactions

Net Foreign Purchases

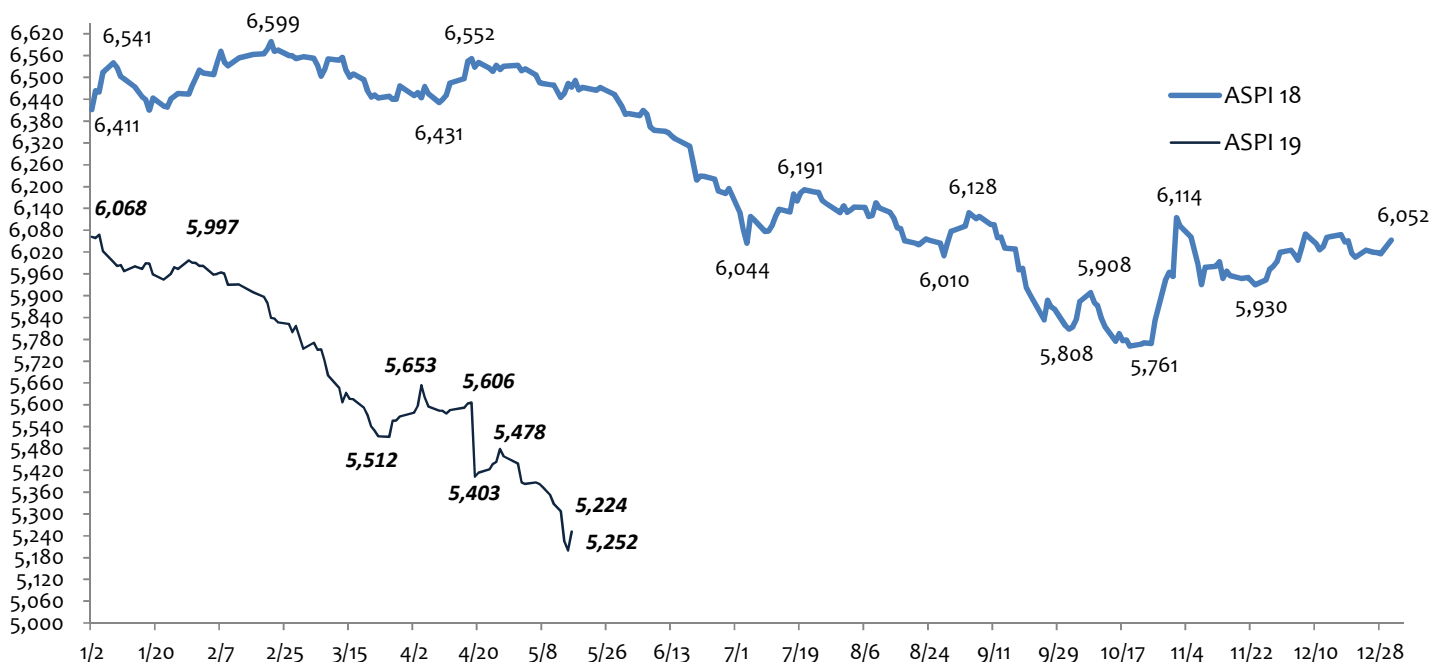
Company Name	Avg Price	Net change in Qty	Net Foreign Inflow
HAYLEYS	148.00	10,000	1,480,000
COLD STORES	598.60	2,000	1,197,200
LB FINANCE	119.00	5,982	711,858
DISTILLERIES	14.00	30,000	420,000
MELSTACORP	38.50	8,000	308,000
JANASHAKTHI INS. (+)	23.30	10,000	233,000
CEYLON INV.	33.5	4,200	140,700
HEMAS HOLDINGS	69.80	2,000	139,600
DIALOG (+)	8.90	5,000	44,500
TEEJAY LANKA	29.90	1,000	29,900

Net Foreign Sales

Company Name	Avg Price	Net change in Qty	Net Foreign Outflow
JKH	136.00	(2,621,583)	(356,535,288)
ACCESS ENG SL	12.00	(405,467)	(4,865,604)
COMMERCIAL BANK (+)	88.90	(8,200)	(728,980)
CHEVRON (+)	54.20	(5,029)	(272,572)
VALLIBEL FINANCE	64.60	(2,108)	(136,177)
HNB (+)	145.00	(859)	(124,555)
LANKEM DEV.	2.90	(41,400)	(120,060)
DANKOTUWA PORCEL	5.10	(10,680)	(54,468)
SOFTLOGIC	15.70	(2,900)	(45,530)
LAXAPANA	9.90	(4,000)	(39,600)

- **Aggregate foreign buying** for the day totaled up to **LKR 6.83Mn**.
- **Foreign sales** for the day amounted to **LKR 364.88Mn**.
- **Net foreign outflow** for the day was **LKR 358.05Mn**, **YTD net foreign outflow** presently stands at **LKR 4.72Bn**.
- **HAYL** notched the “Top Net Purchasers” slot with a net inflow of **LKR 1.48Mn** whilst **JKH** notched the “Top net Sellers” slot with a net outflow of **LKR 356.54Mn**.

Year-to-Date ASPI Movement - 2018 & 2019



Key Announcements

- **Anilana Hotels & Properties PLC's** (ALHP) 91.52Mn shares issued via the **Rights issue** were listed today.
- **LOLC FINANCE PLC** has proposed for a **Rights Issue to obtain the additional capital** required to comply with the capital adequacy requirements as stipulated by the CBSI. Accordingly **1.05Bn** Shares, will be issued at a proportion of 01 new Share for every 04 Shares held; at a **consideration of LKR 4.65 per share**.

Companies under Trading Suspension / Halt

Company	CIFL	CIFL	ESL	PCH	PCP	SING	SFS	CHOU	CTCE
From	23-Nov-17	23-Nov-17	5-Jan-16	2-Apr-18			2-July 18.	11 Mar 19.	1-Mar-19
Reason	CBSL	status	Weak position	as per CSE Listing Rules			CBSL	List rule	Voluntary Delist
Company	LCEM	MEL	HUEJ	AINV, CFT, PCHH		LLMP	FLCH	TFC	KAPI
From	7-Sep 18.	25-Sep 18.	26-Nov-18.	10-12-2018.			8-Mar-19	18-Feb-19.	14-Feb-19.
Reason	AQO	AQO	***	Non-submission of Annual Reports			Merger	AQO	For clarification

***Non-submission of Interim Financial Statements 30th Jun 2018

Auditor's Qualified Opinion (AQO)

Companies on WATCH LIST

Non Submission of Annual Reports, Financial Statements									Default Board
MIRA	LCEM	CIFL	PCH	PCP	SING	HDEV	LLMP	PCHH	SFS
SFL	CFT								
Qualified Opinion in the Independent Auditor's Report									
AINV	ESL	EAST	MEL	CHOU	MSL	PMB	MBSL	ALHP	TFC
SIRA	MSL								
Non-compliance of CSE Listing Rules, minimum public holding & Corporate Governance									
HUEJ	LOFC	ACAP	ARPI	ASPH	BBH	COMD	CPRT	DIST	CLC
ASPM	GOOD	HPFL	INDO	KAPI	LAMB	MADU	MORI	OFEQ	NIFL
PARA	PDL	SELI	MERC	SHAL	LHCL	SLND	AFSL	AMCL	ODEL
SFCL	TAP	MERC	TFIL	JINS	BFN				

Annual general Meetings (AGMs)

Company	Date	Company	Date	Company	Date	Company	Date
CTC	14-May-19	SHAL	24-May-19	NEST	10-Jun-19	JKL	27-Jun-19
COMD	15-May-19	LHCL	24-May-19	KFP	11-Jun-19	TSML	27-Jun-19
INDO	24-May-19	PDL	29-May-19	CCS	14-Jun-19	KHL	28-Jun-19
SELI	24-May-19	SDB	30-May-19	TRAN	21-Jun-19	JKH	28-Jun-19
GOOD	24-May-19			AHPL	24-Jun-19		

EGMs

Company	Date
SAMP	15-May-19
ONAL	17-May-19
SDB	30-May-19
NEST	10-Jun-19

Key Announcements

Cash Dividends

CODE	DIVIDEND PER SHARE (LKR)	TYPE	XD DATE	PAYMENT DATE	CODE	DIVIDEND PER SHARE (LKR)	TYPE	XD DATE	PAYMENT DATE
LLUB	2.25	Interim	6-May-19	15-May-19	CHL	3.60	2nd Interim	21.May.2019	30.May.2019
LHCL	1.00	Final	7-May-19	16-May-19	SINI	1.57	Final	24.May.2019	03.Jun.2019
TAFL	4.50	First & Final	09.May.2019	17.May.2019	CTC	19.00	1st Interim	24.May.2019	04.Jun.2019
GRAN	3.00	First & Final	09.May.2019	17.May.2019	CCS	8.00	Final	27.May.2019	06.Jun.2019
PAP	0.10	Interim	14.May.2019	23.May.2019	PDL	3.75	First & Final	30.May.2019	10.Jun.2019
CTC	15.77	Final	15.May.2019	24.May.2019	NEST	25.00	Final	11-Jun-19	19-Jun-19
KFP	2.00	Final	16.May.2019	28.May.2019	DIAL	0.37	Final	13.Jun.2019	21.Jun.2019
COMD	3.50	Final	16.May.2019	27.May.2019	UCAR	6.00	Final	21-Jun-19	1-Jul-19
EAST	8.50	Interim	16.May.2019	28.May.2019	LIOC	0.75	1st & Final	24-Jun-19	2-Jul-19
SFIN	1.10	Interim	17.May.2019	28.May.2019	AGST	0.20	Final	01.Jul.2019	09.Jul.2019
BFL	4.00	Interim	17.May.2019	29.May.2019	GLAS	0.18	First & Final	29.Jul.2019	06.Aug.2019

Amalgamation

Transferee	Transferor	Proportion	Effective Date
Browns investments PLC (BIL)	Browns Capital PLC (FLCH)	2 BIL for every 1 FLCH	29 Mar 19.

Mandatory Offer

Offeror	Offeree	Offer Closing	Offer Price per Share
Sterling Capital Investments (Pvt) limited	People's Merchant Finance PLC (PMB)	To be Notified	LKR 9.50
George Steuart & Company	Citrus Leisure PLC (REEF)	To be Notified	LKR 5.00

Sub-Division of Shares

Company	Proportion	EGM & Entitlement Date	Dealings Suspension	Trading start
On'ally Holdings PLC (ONAL)	1 for 5	17 May 2019.	21 - 23 May 2019	24th May 2019

Repurchase of Shares

Company	Price	Proportion	Entitle	Offer Open	Offer closing	Payment
Union Bank of Colombo PLC (UBC)	LKR 15.00	1 for 139	To be notified	27 Jun 2019.	11 Jul 2019.	To be notified

Rights Issues

T = Tranche

Company,	Issue Price	Issue Value	Proportion	XR Date	Letter Dispatch	Trading of Rights	Acceptance
Anilana Hotels (ALHP) LKR 2.00 Tranch 1	LKR 183Mn	01 for 11	24 Apr 2019.	23 Apr 2019.	29 Apr - 07 May.	08 May 19.	
Anilana Hotels (ALHP) LKR 2.00 Tranch 2	LKR 183Mn	01 for 12	22 May 2019.	21 May 2019.	27 May - 03 Jun.	04 Jun 19.	
Sampath Bank PLC (SAMP) LKR 136.00	LKR 12.1Bn	07 for 23	16 May 2019.	23 May 2019.	29 May - 06 Jun.	07 Jun 19.	
On'ally Holdings PLC (ONAL) LKR 19.00	LKR 183Mn	01 for 15	30 May 2019.	31 May 2019.	7 Jun - 14 Jun.	17 Jun 19.	
Citizens Development (CDB.N) LKR 77.00	LKR 891Mn	01 for 04	29 May 2019.	04 Jun 2019.	11 Jun - 18 Jun.	19 Jun 19.	
Citizens Development (CDB.X) LKR 64.00	LKR 128Mn	01 for 04	29 May 2019.	04 Jun 2019.	11 Jun - 18 Jun.	19 Jun 19.	

Rights Issues with pending dates

Company,	Issue Price	Proportion	Company,	Issue Price	Proportion
Agalawatte Plantations (AGAL)	LKR 15.30	21 for 4	Adam Investments PLC (AINV)	LKR 1.00	01 for 01
Adam Capital PLC (PCHH)	LKR 1.50	02 for 01	Blue Diamonds Jewellery (BLUE)	LKR 1.00	01 for 04

Upcoming Listings

Company	Issue Size	Coupon Rate	Price	Issue Opening	Tenure	Nature
Commercial Bank of Ceylon PLC (COMB)	LKR 15Bn	To be notified	100.00	To be Notified	5 - 10 Years	BASEL III
Hatton National Bank PLC (HNB)	LKR 10Bn	To be notified	100.00	To be notified	5, 7 Years	BASEL III
Bogawantalawa Tea Estates (BOPL)	LKR 0.85Bn	To be notified	85.00	To be notified	5, 6 & 7 Years	Normal

Market Highlights & Statistics

Market Capitalisation

Company Name	Symbol	Price	Issued Quantity	Market Capitalisation	(as a % of MKT Cap.)
CEYLON TOBACCO COMPANY PLC	CTC.No000	1,340.00	187,323,751	251,013,826,340	11.38
JOHN KEELLS HOLDINGS PLC	JKH.No000	136.00	1,318,173,279	179,271,565,944	8.13
COMMERCIAL BANK OF CEYLON PLC	COMB.No000	88.90	961,252,317	85,455,330,981	3.87
NESTLE LANKA PLC	NEST.No000	1,574.90	53,725,463	84,612,231,679	3.84
DIALOG AXIATA PLC	DIAL.No000	8.90	8,143,778,405	72,479,627,805	3.29
DISTILLERIES COMPANY OF SRI LANKA PLC	DIST.No000	14.00	4,600,000,000	64,400,000,000	2.92
HATTON NATIONAL BANK PLC	HNB.No000	145.00	401,343,863	58,194,860,135	2.64
CEYLON COLD STORES PLC	CCS.No000	598.60	95,040,000	56,890,944,000	2.58
CARGILLS (CEYLON) PLC	CARG.No000	195.00	257,221,043	50,158,103,385	2.27
MELSTACORP PLC	MELS.No000	38.50	1,165,397,072	44,867,787,272	2.03

Highest Volume

Company Name	Turnover (Rs)	Share Vol.
JOHN KEELLS HOLDINGS PLC	429,110,232	3,154,893
SEYLAN BANK PLC [X]	35,260,864	1,157,994
EAST WEST PROPERTIES PLC	8,883,364	1,111,961
DIALOG AXIATA PLC	5,014,304	563,419
ACCESS ENGINEERING PLC	6,156,158	531,454
LANKEM DEVELOPMENTS PLC	1,185,670	415,920
SMB LEASING PLC [X]	80,520	402,602
LOLC FINANCE PLC	1,037,118	369,244
ALUMEX PLC	2,312,691	268,642
DISTILLERIES COMPANY OF SRI LANKA PLC	3,748,738	267,776

Highest Turnover

Company Name	Share Vol.	Turnover (LKR)
JOHN KEELLS HOLDINGS PLC	3,154,893	429,110,232
SEYLAN BANK PLC [X]	1,157,994	35,260,864
CARGILLS (CEYLON) PLC	50,643	9,872,385
EAST WEST PROPERTIES PLC	1,111,961	8,883,364
ACCESS ENGINEERING PLC	531,454	6,156,158
DIALOG AXIATA PLC	563,419	5,014,304
JANASHAKTHI INSURANCE COMPANY PLC	202,503	4,667,793
DISTILLERIES COMPANY OF SRI LANKA PLC	267,776	3,748,738
UNION BANK OF COLOMBO PLC	253,400	2,787,060
SINGER FINANCE (LANKA) PLC	202,080	2,627,030

Top Gainers

Company Name	VWA Days Close	Change (LKR)	Change %	Turnover (LKR)
NATION LANKA	0.50	0.10	25.00	46,828
TEA SMALLHOLDER	27.90	5.40	24.00	12,090
AMANA LIFE	8.50	1.50	21.43	2,049
KELSEY	24.20	3.70	18.05	2,415
BROWNS BEACH	10.80	1.50	16.13	5,940
AUTODROME	80.00	10.70	15.44	8,000
SIERRA CABL	1.50	0.20	15.38	131,289
HVA FOODS	3.20	0.40	14.29	769,922
CITRUS LEISURE	4.60	0.50	12.20	245,532
SINHAPUTHRA FIN	8.30	0.90	12.16	5,019

Top Losers

Company Name	VWA Days Close	Change (LKR)	Change %	Turnover (LKR)
EAST WEST	8.00	(9.00)	(52.94)	8,883,364
MILLENNIUM HOUSE	6.10	(1.90)	(23.75)	12,897
LUCKY LANKA [X]	0.50	(0.10)	(16.67)	8,714
MULLERS	0.50	(0.10)	(16.67)	14,310
EDEN HOTEL LANKA	10.00	(0.80)	(7.41)	5,067
CDB	66.20	(4.70)	(6.63)	214,754
COMMERCIAL DEV.	70.50	(4.50)	(6.00)	7,758
AMBEON CAPITAL	3.30	(0.20)	(5.71)	11,781
EASTERN MERCHANT	3.30	(0.20)	(5.71)	66,637
FORT LAND	12.20	(0.70)	(5.43)	1,232

Crossings

Name	Symbol	Price	Trades	T.Volume	Turnover
Nil					

Market Highlights & Statistics

Sector Wise Summary

Sector	Price Index		Turnover			Sector	
	Today	Previous	Value (Rs)	Volume	Trades	P/E	PBV
BANK FINANCE AND INSURANCE	13,449.55	13,389.85	60,060,718	2,933,098	803	4.20	0.80
BEVERAGE FOOD AND TOBACCO	22,505.25	22,081.46	17,031,425	601,149	243	16.50	5.40
CONSTRUCTION AND ENGINEERING	1,232.09	1,236.94	7,628,490	935,534	193	10.80	0.50
CHEMICALS AND PHARMACEUTICALS	4,805.57	4,773.26	394,244	32,606	33	7.50	0.60
DIVERSIFIED HOLDINGS	1,334.31	1,324.44	433,714,423	3,365,781	294	9.30	0.80
FOOTWEAR AND TEXTILE	714.30	718.34	42,232	5,421	14	42.30	0.70
HOTELS AND TRAVELS	2,490.30	2,468.72	1,529,344	289,543	143	91.20	1.60
HEALTH CARE	720.27	722.34	2,389,678	182,232	33	14.60	1.60
INVESTMENT TRUSTS	8,140.26	8,130.39	564,211	53,560	37	0.00	0.40
INFORMATION TECHNOLOGY	21.62	21.06	13,680	3,550	3	0.00	0.00
LAND AND PROPERTY	488.44	496.24	9,270,945	1,139,322	523	4.90	0.50
MANUFACTURING	2,350.48	2,324.54	9,643,065	1,037,985	405	7.00	0.70
MOTORS	10,089.28	10,164.38	241,027	3,228	10	14.90	0.40
OIL PALMS	48,580.33	48,580.33	37,050	57	1	37.70	0.90
POWER & ENERGY	88.51	86.97	2,265,949	323,044	121	77.90	1.00
PLANTATIONS	657.46	659.91	605,922	51,187	91	23.80	0.60
STORES SUPPLIES	26,942.31	26,942.31	666	1	1	16.70	0.50
SERVICES	14,444.03	14,378.23	264,247	137,950	20	13.40	1.10
TELECOMMUNICATIONS	124.04	120.51	6,456,377	633,861	206	5.30	0.80
TRADING	8,983.13	8,676.63	263,698	154,420	35	25.10	0.50

GICS Industry Group Statistics

Industry Group	Price Index		Turnover			Sector	
	Today	Previous	Value (Rs)	Volume	Trades	P/E	PBV
Automobiles & Components	415.55	402.14	1,047,719	33,800	30	4.30	0.50
Banks	618.81	617.75	47,107,176	1,531,889	377	4.50	0.60
Capital Goods	713.32	708.62	441,022,016	3,880,001	451	9.10	0.70
Commercial & Professional Services	816.90	816.90	0	0	0	0.00	1.10
Consumer Durables & Apparel	686.80	686.00	2,822,940	545,250	154	34.40	0.90
Consumer Services	206.52	200.83	1,529,344	289,543	147	96.50	1.60
Diversified Financials	691.43	683.45	7,978,478	1,307,444	306	4.90	0.90
Energy	477.18	470.60	1,093,654	65,688	59	0.00	0.70
Food & Staples Retailing	1,191.96	1,184.95	9,922,965	180,844	19	25.10	2.10
Food, Beverage & Tobacco	851.21	835.71	9,668,477	1,085,375	439	14.80	2.20
Health Care Equipment & Services	772.91	775.39	2,417,668	214,282	46	14.70	1.60
Household & Personal Products	837.21	831.82	83,000	10,000	1	11.40	1.60
Insurance	1,860.09	1,862.41	5,328,651	215,654	150	3.20	1.40
Materials	442.13	439.12	4,861,935	377,809	195	7.30	0.70
Pharmaceuticals, Biotechnology & Life Sciences	1,634.78	1,634.78	14,520	22	2	4.70	1.30
Real Estate	669.35	684.98	9,311,863	1,141,236	549	4.60	0.50
Retailing	635.34	632.41	310,014	44,669	39	14.10	0.60
Technology Hardware & Equipment	0.00	-	0	0	0	0.00	0.00
Telecommunication Services	648.10	629.63	6,456,377	633,861	206	5.30	0.80
Transportation	679.49	662.76	268,304	68,806	13	7.50	0.70
Utilities	681.59	668.43	1,172,295	257,356	63	9.60	0.70

Economic Indicators & Other Statistics

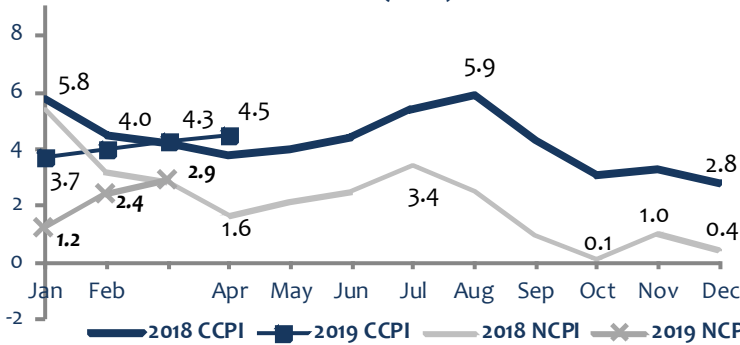
Exchange Rates

Currency	16th May		15th May	
	Buying	Selling	Buying	Selling
Dollar (USA)	174.18	178.13	174.64	178.59
Pound (UK)	222.69	230.12	224.40	231.87
Euro (EU)	193.96	201.00	194.44	201.50
Dollar (Australia)	119.18	124.41	119.83	125.07
Dollar (Canada)	128.77	133.65	128.90	133.77
Franc (Switzerland)	171.69	177.92	172.15	178.36
Renminbi (China)	24.99	26.22	25.07	26.30
Yen (Japan)	1.5810	1.6411	1.5827	1.6426
Dollar (Singapore)	126.65	131.08	126.98	131.42

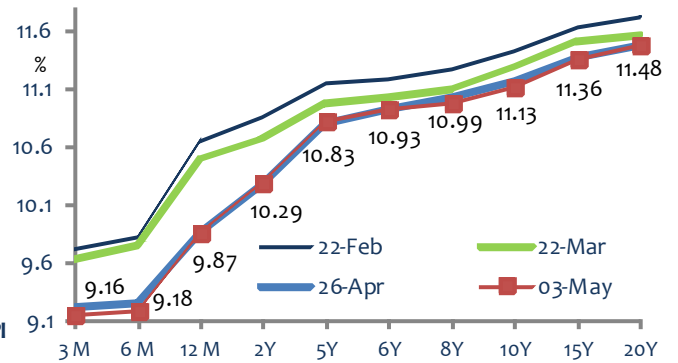
Indicative Rates

Currency	16th May	15th May
	Ind: Value	Ind: Value
Yuan (Offshore)	25.5333	25.6002
Rupee (India)	2.5116	2.5104
Won (Korean)	0.1484	0.1486
Dinar (Kuwait)	579.9300	581.0517
Ringgit (Malay)	42.3260	42.3668
Rial (Oman)	458.2200	459.2119
Riyal (Qatar)	48.4423	48.5538
Riyal (KSA)	47.0420	47.1414
Dirham (UAE)	48.0282	48.1321

Inflation Colombo Consumers' Price Index (CCPI) & National Consumer Price Index (NCPI)



Government Securities - Secondary Market Yield



Central Bank's Policy Rates

Description	22-02-2019.	14-11-2018.		15.05.2019	08.05.2019	30.04.2019	24.04.2019
Standing Deposit Facility (SDF)	8.00%	8.00%	91 Days %	8.52	8.51	8.89	8.94
Standing Lending Facility (SLF)	9.00%	9.00%	182 Days %	8.88	9.00	9.09	9.14
Bank Rate	15.00%	15.00%	364 Days %	9.18	9.44	9.81	9.91
Statutory Reserve Ratio (SRR)	5.00%	6.00%	Amount	21Bn	22Bn	27Bn	25Bn

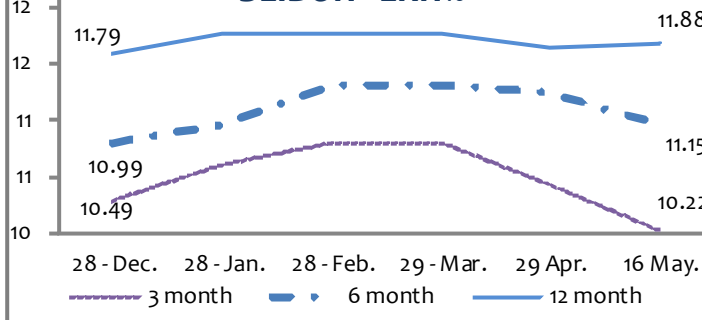
Treasury Bill Issuance

Date	02.04.2019	17.07.2016	12.03.2019	17.07.2016	17.09.2018	02.04.2019	12.03.2019	15.10.2018
Maturity	3 Years	4 Years	5 Years	6 Years	7 Years	8 Years	10 Years	15 Years
Current Yield	10.72	11.14	11.04	11.21	10.32	11.24	11.35	11.90
Previous Auction	05.02.2019	15.06.2017	11.01.2019	15.06.2017	16.07.2018	05.02.2019	11.01.2019	16.07.2018
Previous Yield	10.85	11.37	11.58	11.38	10.53	11.30	11.73	10.88

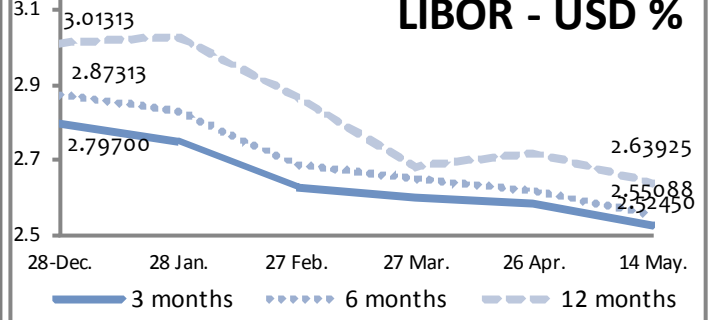
Treasury Bond Issuance

Date	02.04.2019	17.07.2016	12.03.2019	17.07.2016	17.09.2018	02.04.2019	12.03.2019	15.10.2018
Maturity	3 Years	4 Years	5 Years	6 Years	7 Years	8 Years	10 Years	15 Years
Current Yield	10.72	11.14	11.04	11.21	10.32	11.24	11.35	11.90
Previous Auction	05.02.2019	15.06.2017	11.01.2019	15.06.2017	16.07.2018	05.02.2019	11.01.2019	16.07.2018
Previous Yield	10.85	11.37	11.58	11.38	10.53	11.30	11.73	10.88

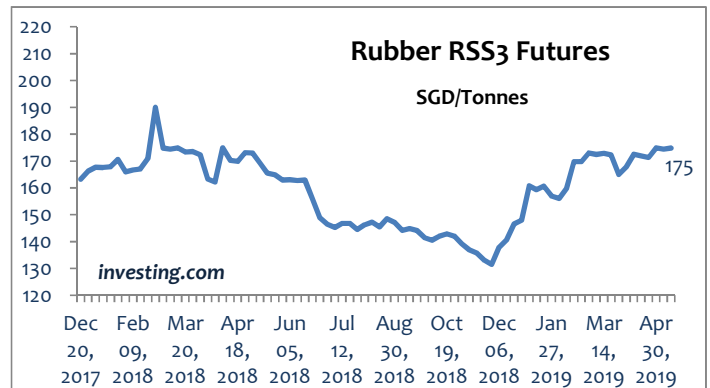
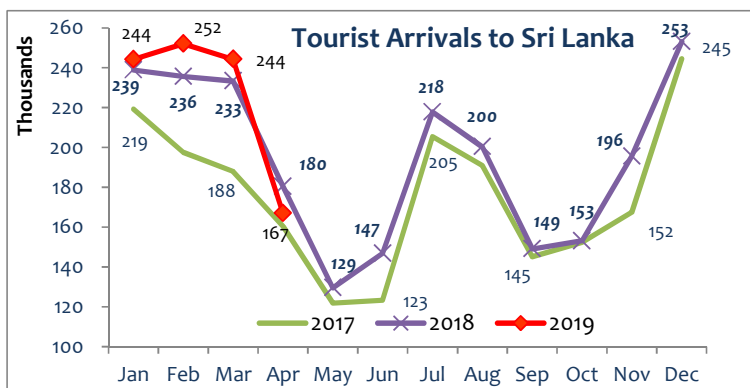
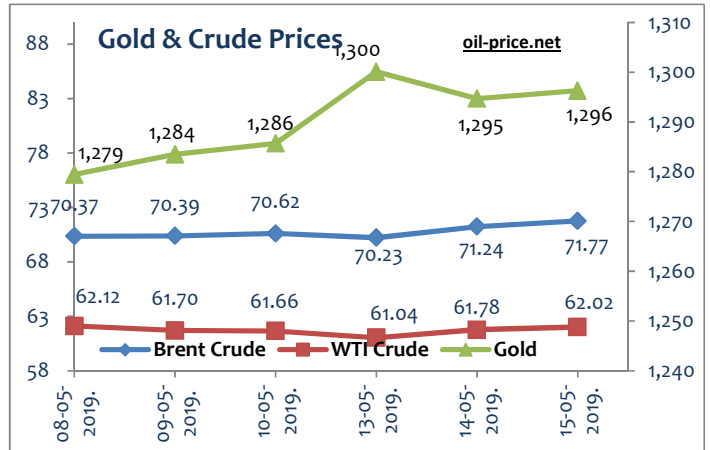
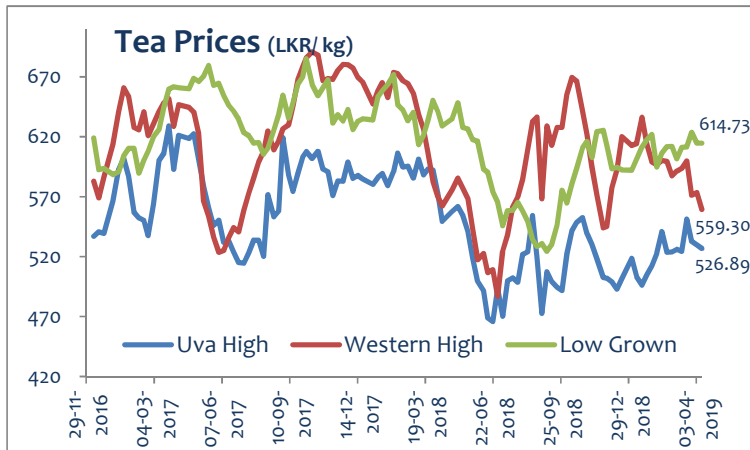
SLIBOR - LKR %



LIBOR - USD %



Economic Indicators & Other Statistics



Local News

UNWTO Chief Zurab Pololikashvili calls on world community to visit Sri Lanka

The United Nations World Tourism Organisation (UNWTO) Secretary General Zurab Pololikashvili has called on the global community to offer its unwavering support to Sri Lanka through Tourism at this critical moment noting that hotels, beaches and other sites of interests are open as usual, a statement published in a video message published at Sri Lanka Tourism Development Authority Official Facebook page said recently.

He further pointed out that in return, tourism has provided many Sri Lankans with secure jobs, helping whole communities grow and develop. Tourism has also been a major factor in the past decade of national reconciliation, and contributed to bringing the people of Sri Lanka closer together. (bizenglish.adaderana.lk)

Sri Lanka 01-yr Treasury Bill yield falls 26bp to 9.18-pct

Sri Lanka's Treasury Bill yields fell for the third consecutive week, with the rate for the 12-month maturity falling 26 basis points to an 8-month low of 9.18 percent at Wednesday's auction, the state debt office said. Average weighted yields for three-month bills gained 1 basis point to 8.52 percent, while 6-month bill rates fell 12 basis points to 8.88 percent.

The state debt office sold 21 billion rupees in bills, the exact amount offered, while offers of up to 81.5 billion were received. It sold 13 billion rupees in 12-month bills, and 4 billion rupees each in 3-month and 6-month bills. Twelve month bill yields were trading around 9.20/28 percent in the secondary market, while the average weighted yield at last week's auction was 9.44 percent. The yield for 12-month bills had fallen 37 basis points at the last auction. (economynext.com)

Foreign News

U.S. sanctions on Huawei send stocks reeling; yields fall

European stocks fell, government bond yields slipped and the Japanese yen firmed on Thursday after the U.S. government hit Chinese telecoms giant Huawei with severe sanctions, further straining Sino-U.S. trade ties. An index of European shares fell as much as 0.5% in early European trading with the German stock index down 0.4%. U.S. stock futures were down 0.4%, pointing to a weak start on Wall Street.

The broad weakness in European markets was somewhat offset by small gains in Chinese and Hong Kong stock indexes leading to only marginal losses on a global stock index as investors expected state authorities to step in to support the market and stabilize sentiment.

While benchmark indexes in China and Hong Kong were up between 0.3-0.8% at the close of trading, bond markets were signalling more pain for risk appetite.

Late on Wednesday, the U.S. Commerce Department said it was adding Huawei Technologies Co Ltd and 70 affiliates to its "Entity List" - a move that bans the company from acquiring components and technology from U.S. firms without government approval. The move took global markets by surprise as sentiment had steadied somewhat in the previous session on news that U.S. President Donald Trump was planning to delay tariffs on auto imports after a swathe of weak U.S. and Chinese economic data.

In the United States, retail sales unexpectedly fell in April as households cut back on purchases of motor vehicles and a range of other goods, while industrial production fell 0.5% in April, the third drop this year.

Yields on 10-year U.S. Treasury bonds eased to 2.366%, near a 15-month low of 2.340% touched on March 28.

Oil prices gained on the prospect of mounting tensions in the Middle East hitting global supplies despite an unexpected build in U.S. crude inventories. Brent crude rose 0.3% to \$71.99 a barrel, while U.S. West Texas Intermediate (WTI) crude fetched \$62.26, also half a percent higher.

Gold edged up to \$1,296.9 per ounce. ([reuters.com](https://www.reuters.com))

Contact Information

Head Office

Sales

Thakshila Hulangamuwa	thakshi@ashaphillip.net	+94 11 2429108
Upul Priyantha	upul@ashaphillip.net	+94 11 2429106
Shanmugam Sudhagar	sudha@ashaphillip.net	+94 11 2429107
Vasanth Wicramasinghe	vasantha@ashaphillip.net	+94 11 2429114

Research

Visahan Arumainayaham	visahan@ashaphillip.net	+94112429139
Nishani Ruwanpathirana	nishani@ashaphillip.net	+94 112429137

Regional Offices

Colombo (H/O)

60, 5th Lane,
Colombo 03.
Tel - 94 112429100
Fax - 94 112429199
www.ashaphillip.net

Matara

#24-1/3A,
E.H. Cooray Tower, 2nd Floor,
Anagarika Dharmapala Mw,
Matara.
Tel: 041 2235191-5

Kandy

88, Ceybank House,
Dalada Vidiya,
Kandy.
Tel. 081 2204750

Gampaha

#116,
Sanasa Ideal Complex,
Buddhaloka Mawatha,
Gampaha.
Tel. 033 2234888

Negombo

#72 A 2/1,
Old Chilaw Road,
Negombo.
Tel. 031 2227474

Kiribathgoda

#94, Udeshi City Shopping Complex,
2nd Floor, #2/12, Makola Road,
Kiribathgoda.
Tel. 011 2908511

Important Information

This document has been prepared and issued by Asha Phillip Securities Ltd, on the basis of publicly available information, internally developed data and other sources, believed to be reliable. Whilst all responsible care has been taken to ensure that the facts stated are accurate and the opinions given are fair and reasonable neither Asha Phillip Securities Ltd, nor any Director Officer or employee, shall in any way be responsible for any decisions made on its contents. Asha Phillip Securities Ltd may act as a Broker in the investments which are the subject of this document or related investments and may have acted upon or used the information contained in this document, or the research or analysis on which it is based, before its publication. Asha Phillip Securities Ltd., Its Directors, Officers or Employees may also have a position or be otherwise interested in the investments referred to in this document. This is not an offer to sell or buy the investments referred to in this document.