

WEEKLY STOCK MARKET HIGHLIGHTS

Friday, 07 September 2018



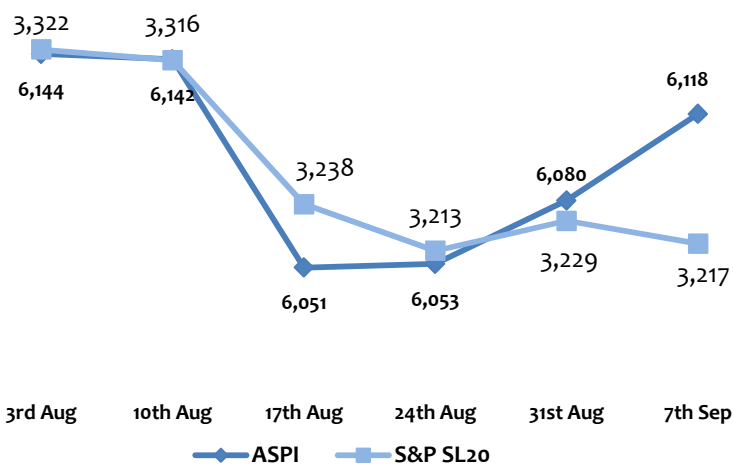
ASHA PHILLIP
SECURITIES LTD

Sri Lanka

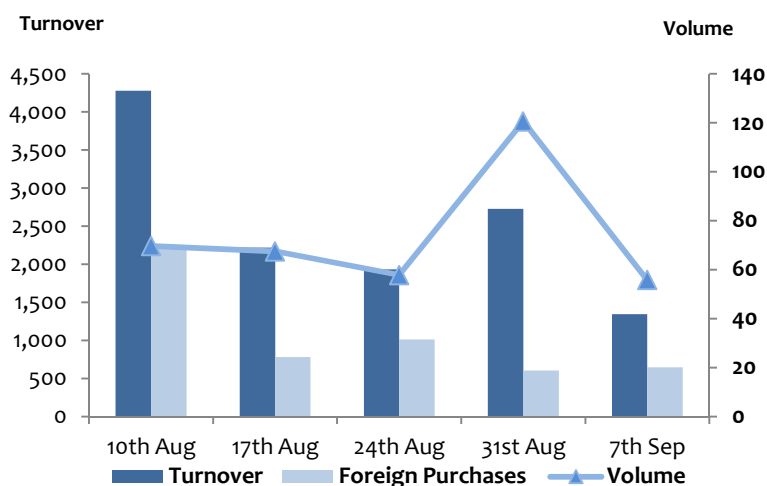
Market Statistics.

Index	7th Sep	31st Aug	Change	% Change
ASPI	6,117.89	6,080.26	↑ 37.63	↑ 0.62%
S&P SL20	3,216.82	3,229.21	↓ (12.39)	↓ -0.38%
Market Statistics		7th Sep	31st Aug	% Change
Turnover (Rs.)	1,345,140,412	2,725,626,616	↓	-50.6%
Domestic Purchases	697,810,627	2,123,311,854	↓	-67.1%
Domestic Sales	633,864,279	1,352,682,675	↓	-53.1%
Foreign Purchases	647,329,785	602,314,761	↑	7.5%
Foreign Sales	711,276,133	1,372,943,941	↓	-48.2%
Share Volume (No.)	55,700,658	120,530,120	↓	-53.8%
Market Cap (Rs. Bn)	2,866.15	2,848.52	↑	0.6%
PER	9.54	9.46	↑	0.8%
PBV	1.20	1.19	↑	0.8%

Market Indices.



Turnover, Volume and Foreign Purchase.



Performance of the Market

- Monday: Policy inconsistencies weighed on the Bourse; telecom sector witnessed selling pressure from foreign investors; slight positive sentiments prevailed throughout the session, backed by the hopes of EPF coming back to the market.
- Tuesday: Surge in illiquid counter AIA Insurance (+81%) and Ceylon tobacco amidst thin trades contributed to the rally in index.
- Wednesday: Continuous depreciation of the local currency and increasing political tensions had further affected the investor sentiments; Bourse to settled on red terrain. T-Bill yields witnessed further decline during the weekly auction.
- Thursday: Turnover was a mere 119Mn, 2nd lowest of the year so far, after the 102Mn recorded on April 16. Negative reports from rating agencies on banking system weighed on investor sentiments. Tea auction prices recovered from previous week's decline.
- Friday: Bourse remained flat throughout the session; many blue chip counters traded close to their 52 week low price levels. Increasing tensions on global trade affected the foreign investors, which triggered selling pressure on many investor favourite counters.

Summary

- ASPI was moved between 6,079.20-6,137.04 points and settled the week on positive note for the third consecutive week at 6,117.89 with a gain of 37.63 points (+0.62%).
- The S&P SL20 Index was affected by the volatility in blue-chip counters, settled the week on negative note at 3,216.82 with a loss of 12.39 points (-0.38%)
- The total turnover for the week recorded as LKR 1.35Bn, down by 51% from its previously recorded LKR 2.73Bn; foreign investors remained net sellers for the week.

- Off board trades have contributed 30% of the week's total turnover, accounting for LKR 398.8Mn through 7 trades.

Sectorial Overview

- Bank Finance and Insurance (BFI) sector stood on top providing LKR 422Mn capturing 31% of the week's total turnover.
- Beverage Food & Tobacco (BFT) and Diversified Holdings (DIV) sectors stood 2nd and 3rd providing LKR 316Mn and LKR 287Mn respectively to the weekly aggregated turnover.

Weekly Market Highlights & Statistics

Highest Turnover

Company Name	Share Vol.	Turnover (LKR)	Low (LKR)	High (LKR)	Cur.Week Close	Prv.Week Close	Change (LKR)	Change
JOHN KEELLS HOLDINGS PLC	1,885,989	259,505,079	137.00	141.00	138.20	140.00	(1.80)	-1.29%
LION BREWERY CEYLON PLC	363,349	236,173,250	630.0	650.0	640.00	645.00	(5.00)	-0.78%
HATTON NATIONAL BANK PLC	587,078	131,744,508	221.10	225.00	224.80	221.90	2.90	1.31%
UNION ASSURANCE PLC	228,240	65,056,958	281.20	299.00	285.00	291.10	(6.10)	-2.10%
COMMERCIAL BANK OF CEYLON PLC	372,842	46,229,447	123.20	125.00	123.90	125.00	(1.10)	-0.88%

Highest Volume

Company Name	Share Vol.	Turnover (LKR)	Low (LKR)	High (LKR)	Cur.Week Close	Prv.Week Close	Change (LKR)	Change
HATTON PLANTATIONS LTD	6,255,340	43,796,734	7.00	7.50	7.10	7.10	-	0.00%
ASIA ASSET FINANCE PLC	2,821,345	2,826,542	1.00	1.10	1.00	1.00	-	0.00%
DIALOG AXIATA PLC	2,818,212	34,151,264	12.00	12.40	12.40	12.00	0.40	3.33%
NATION LANKA FINANCE PLC	2,668,404	2,366,363	0.80	1.00	0.90	0.90	-	0.00%
LOLC FINANCE PLC	2,544,231	9,156,954	3.20	3.90	3.80	3.30	0.50	15.15%

Top Gainers

Company Name	VWA Week Close	Change (LKR)	Change %	Turnover (LKR)
A I A INSURANCE	948.20	423.00	80.54	4,491,361.2
KELSEY	35.20	9.70	38.04	130,315.30
PEOPLE'S MERCH	12.00	2.10	21.21	708,877.10
TESS AGRO	0.60	0.10	20.00	378,764.30
MTD WALKERS	13.00	2.00	18.18	29,694,653.90

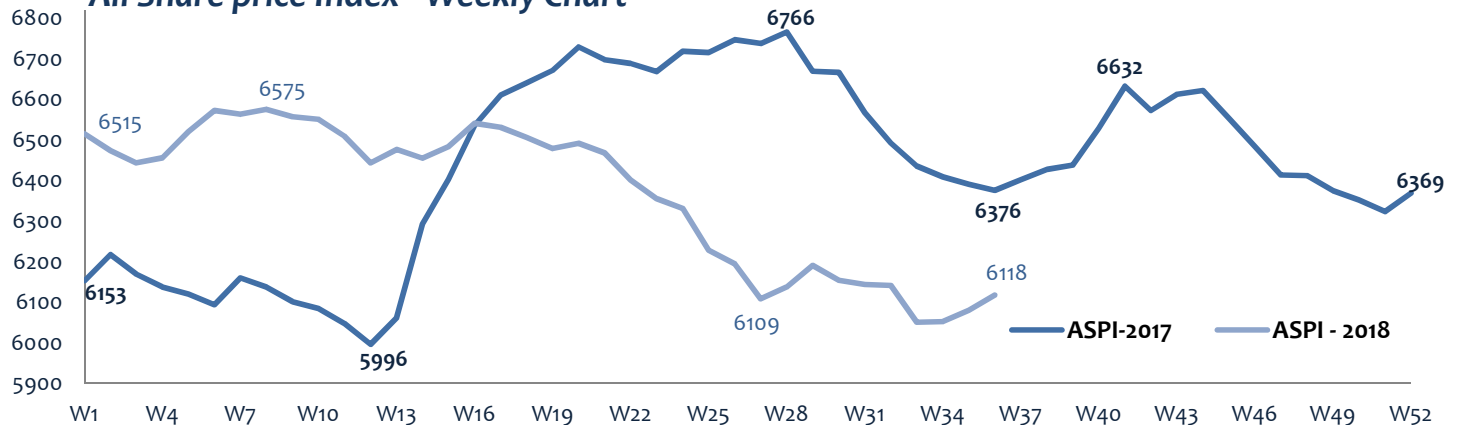
Top Losers

Company Name	VWA Week Close	Change (LKR)	Change %	Turnover (LKR)
ADAM INVESTMENTS	0.10	(0.10)	(50.00)	20,795.90
S M B LEASING [X]	0.20	(0.10)	(33.33)	75,303
SERENDIB HOTELS [X]	11.20	(3.00)	(21.13)	23,889.00
ADAM CAPITAL	0.40	(0.10)	(20.00)	163,347.10
HORANA	18.00	(2.90)	(13.88)	72,578.4

Crossings

Name	Symbol	Avg Price	Trades	T.Volume	Turnover
Lion Brewery Ceylon PLC	LION.N0000	650.00	1	325,923	211,849,950
Hatton National Bank PLC	HNB.N0000	224.95	3	390,956	87,946,004
Union Assurance PLC	UAL.N0000	285.00	1	200,000	57,000,000
HATTON PLANTATIONS LIMITED	HPL.N0000	7.00	2	6,000,000	42,000,000

All Share price Index - Weekly Chart



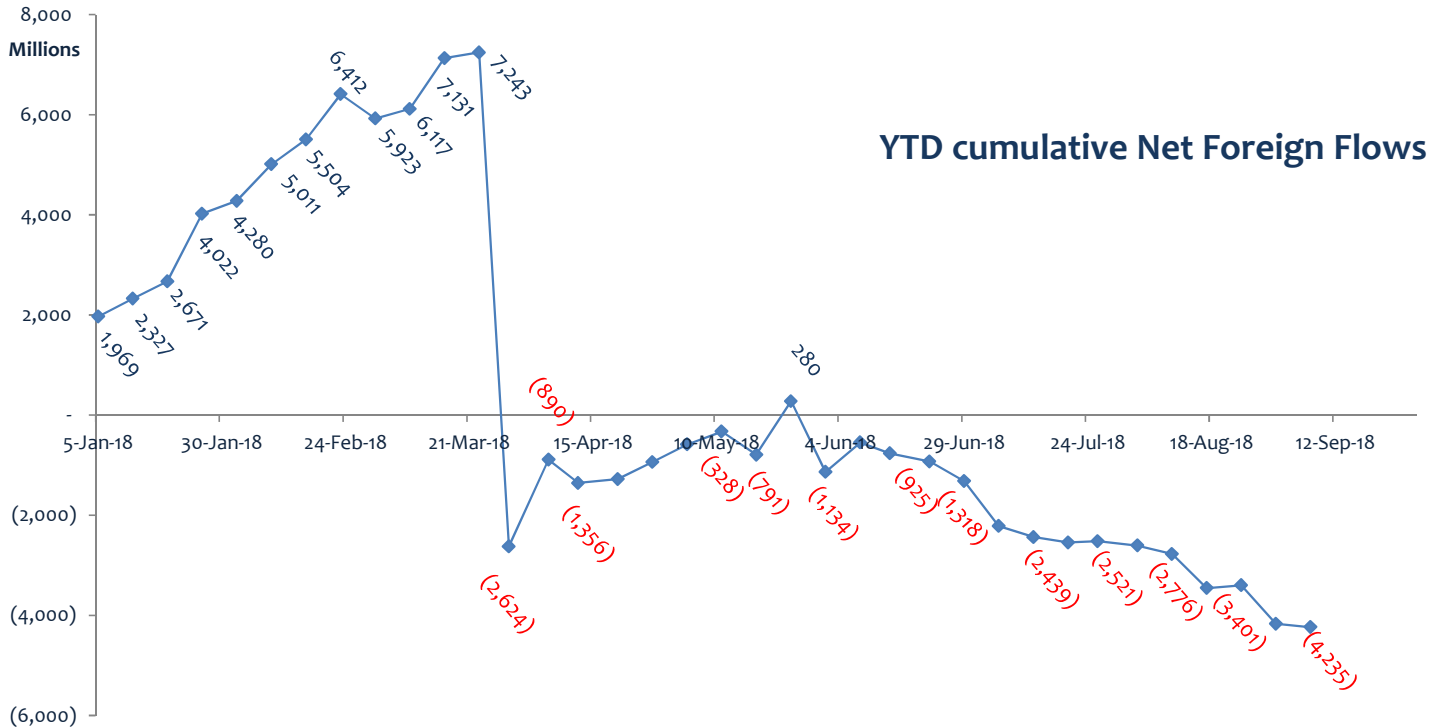
Foreign Transactions.

Company Name	Avg Price	Net change in Qty	Net Foreign Inflow	Company Name	Avg Price	Net change in Qty	Net Foreign Outflow
HNB (+)	224.90	258,049	58,035,220	JKH	137.40	(560,506)	(77,013,524)
LION BREWERY	650.00	37,077	24,100,050	DIALOG (+)	12.11	(2,498,729)	(30,259,608)
CENTRAL FINANCE	96.00	181,484	17,422,464	CHEVRON (+)	75.00	(282,983)	(21,223,725)
COMMERCIAL BANK	124.00	115,372	14,306,128	DISTILLERIES	19.20	(1,059,858)	(20,349,274)
TOKYO CEMENT	30.00	317,500	9,525,000	CEYLON TOBACCO	1,350.30	(13,721)	(18,527,466)
UNION ASSURANCE	285.00	20,112	5,731,920	COLD STORES	850.00	(15,055)	(12,796,750)
TEEJAY LANKA	30.60	140,363	4,295,108	MERCHANT BANK	10.00	(543,522)	(5,435,220)
RICHARD PIERIS	10.50	316,800	3,326,400	LAUGFS GAS	18.00	(227,315)	(4,091,670)
LOLC	90.00	27,014	2,431,260	ACCESS ENG SL	15.00	(237,550)	(3,563,250)
MILLENNIUM HOUSE	9.40	161,547	1,518,542	AITKEN SPENCE	45.7	(44,745)	(2,044,847)

Foreign Participation

- **Aggregate foreign buying** for the Week totaled up to **LKR 647.33Mn.**
- **Foreign sales** for the Week amounted to **LKR 711.28Mn.**
- **Net foreign outflow** for the Week was **LKR 63.95Mn**, YTD net foreign outflow presently stands at **LKR 4.24Bn**
- **HNB** notched the “Top Net Purchasers” slot with a net inflow of **LKR 58.04Mn** whilst **JKH** notched the “Top net Sellers” slot with a net outflow of **LKR 77.01Mn.**

Movement of Net Foreign Flows



Summary of Key Announcements during the week

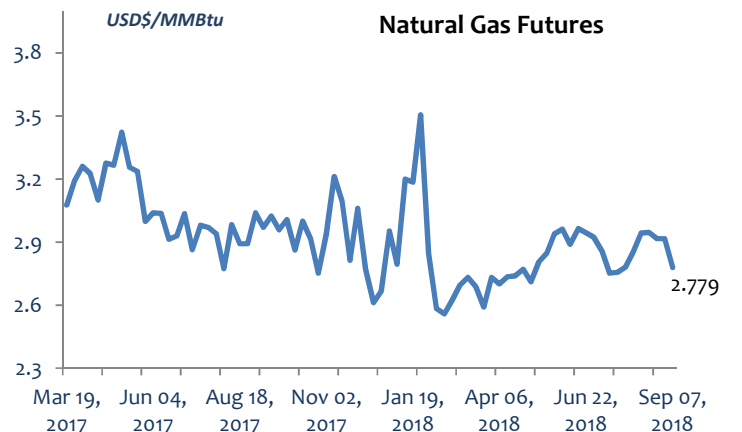
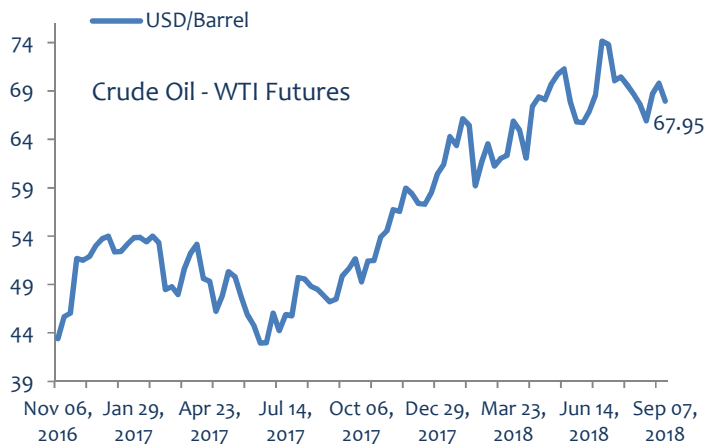
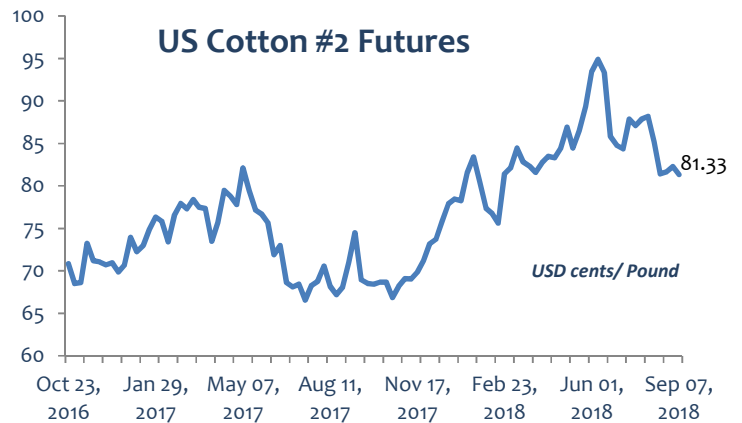
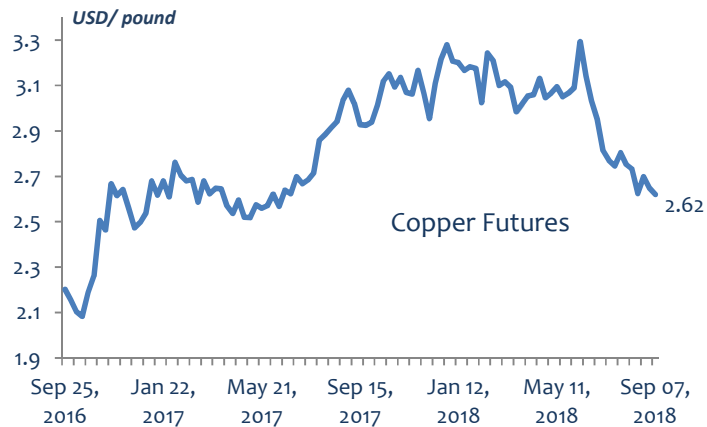
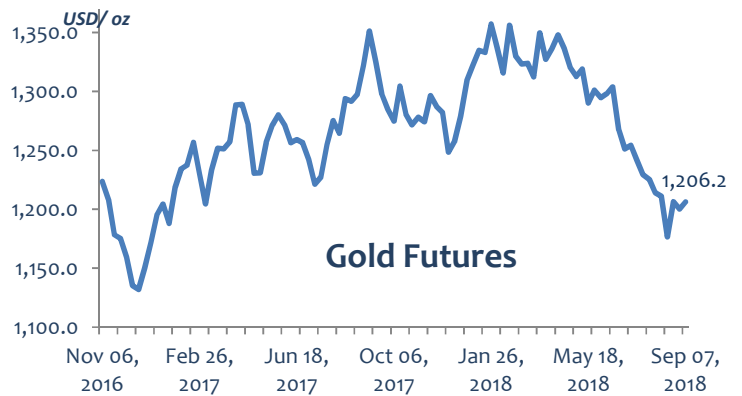
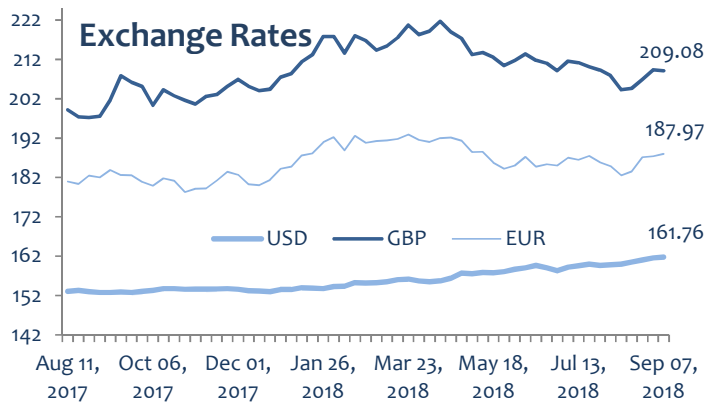
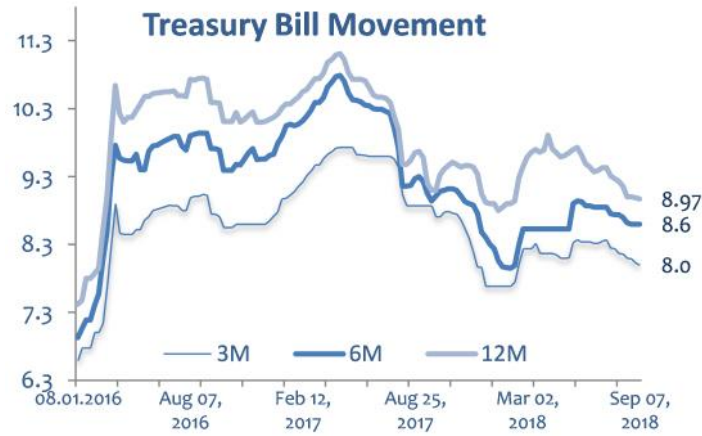
- Net asset value per unit of the **Candor Opportunities Fund** as at 31st Aug 2018, LKR 9.25
- The Net Asset Value of **NAMAL Acuity Value Fund** as at 31st Aug 2018 was Rs.105.21 per unit.
- **Hemas Holdings PLC's** (HHL) 18,333 new shares were listed during the month of August 2018, consequent to the **exercising of options** under **employee share option schemes**.
- CSE said, Trading of the securities of **Radiant Gems International PLC** (RGEM) will be suspended with effect from 10th September 2018, unless they rectifies the non-compliance (qualified Opinion in the Independent Auditor's Report on the Audited Financial Statements for the year ended 31st March 2017) on or before 7th September 2018.
- **MTD Walkers PLC** (KAPI), In a response to the CSE said: "Company **has not engaged in any undisclosed price sensitive business activities** or transactions to escalate the share price, **and do not have any knowledge of the reasons for such an increase in the price of the share** and the volume of shares traded as intimated by CSE."
- **Merchant Bank of Sri Lanka & Finance PLC** (MBSL) Special Resolution pertaining to the matters set out below was duly passed by the Shareholders at the EGM held on 4th Sep 2018: "Resolved that MBSL do invest a sum of LKR 500Mn in MBSL Insurance Company Limited (MBSLI) by subscribing 588Mn Ordinary Voting Shares of MBSLI at LKR0.85 per share subject to Insurance Regulatory Commission of Sri Lanka's (IRCSL) acceptance of the selected strategic investor in relation to MBSLI and restoration of the insurance business license of MBSLI thereafter."
- **Agala Watte Plantations PLC** said the court case was taken up on 4th Sep 2018, Honorable Judge allowed further time to file objections of the respondent on 25th September 2018. There for further announcement will be made on 25th September on this regard.

➤ Dealings By Directors

Counter	Nature	Director / Company involved	No of Shares	Price	Date
AHUN	Purchase	Mr J M S Brito	16,675	24.90	31 Aug.
ALHP	Disposal	Mr Asanga C Seneviratne	300,000	1.20	29 - 31 Aug.
HVA	Purchase	Mr A R Harsha Fernando	36,945	5.0, 5.1, 5.2	4, 6 Sep.
JINS	Purchase	Mr Prakash & Mr Ramesh Shafter (Janashakthi PLC)	32,658	22.10	4 Sep.
VLL	Purchase	Mr R Sangani (Miss S R Sangani- Relative)	1,000	4.6	4 Sep.

Economic Indicators & Other Statistics

Source: investing.com & cbsl.gov.lk



Contact Information

Head Office

Sales Team

Thakshila Hulangamuwa	thakshi@ashaphillip.net	+94 11 2429108
Upul Priyantha	upul@ashaphillip.net	+94 11 2429106
Shanmugam Sudhagar	sudha@ashaphillip.net	+94 11 2429107
Vasantha Wicramasinghe	vasantha@ashaphillip.net	+94 11 2429114

Research

Visahan Arumainayaham	visahan@ashaphillip.net	+94112429139
Nishani Ruwanpathirana	nishani@ashaphillip.net	+94 112429137

Regional Offices

Colombo (H/O)

321, Lakshmans Building, 2nd Floor,
Galle Road, Colombo 03.
Tel - 94 112429100
Fax - 94 112429199
www.ashaphillip.net
Email - research@ashaphillip.net

Matara

#24-1/3A,
E.H. Cooray Tower, 2nd Floor,
Anagarika Dharmapala Mw,
Matara.
Tel: 041 2235191-5

Jaffna

#147, 2/3
K.K.S. Road,
Jaffna.
Tel: 021 2221614

Kandy

88, Ceybank House, Dalada Vidiya,
Kandy.
Tel. 081 2204750

Kiribathgoda

#94, Udeshi City Shopping Complex,
2nd Floor, #2/12, Makola Road,
Kiribathgoda.
Tel. 011 2908511

Negombo

#72 A 2/1,
Old Chilaw Road,
Negombo.
Tel. 031 2227474

Gampaha

#116, Sanasa Ideal Complex,
Bauddhaloka Mawatha,
Gampaha.
Tel. 033 2234888

Important Information

This document has been prepared and issued by Asha Phillip Securities Ltd, on the basis of publicly available information, internally developed data and other sources, believed to be reliable. Whilst all responsible care has been taken to ensure that the facts stated are accurate and the opinions given are fair and reasonable neither Asha Phillip Securities Ltd, nor any Director Officer or employee, shall in any way be responsible for any decisions made on its contents. Asha Phillip Securities Ltd may act as a Broker in the investments which are the subject of this document or related investments and may have acted upon or used the information contained in this document, or the research or analysis on which it is based, before its publication. Asha Phillip Securities Ltd., Its Directors, Officers or Employees may also have a position or be otherwise interested in the investments referred to in this document. This is not an offer to sell or buy the investments referred to in this document.