

WEEKLY STOCK MARKET HIGHLIGHTS

Friday, 08 June 2018



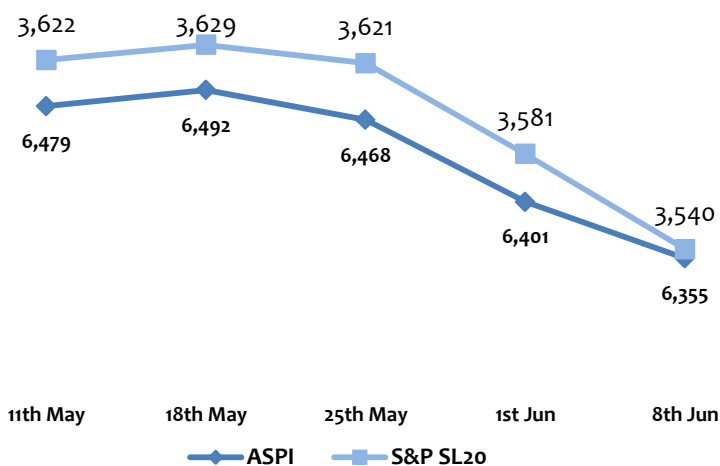
ASHA PHILLIP
SECURITIES LTD

Sri Lanka

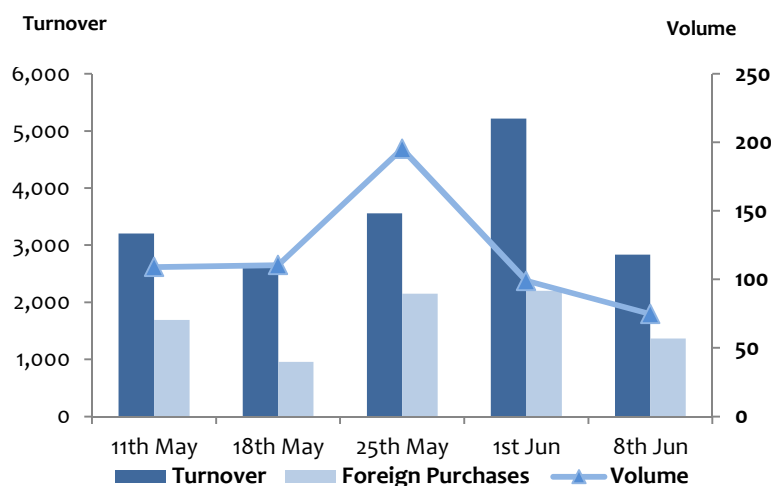
Weekly Market Statistics.

Index	8th Jun	1st Jun	Change	% Change
ASPI	6,354.92	6,401.03	↓ (46.11)	↓ -0.72%
S&P SL20	3,539.93	3,581.23	↓ (41.30)	↓ -1.15%
Market Statistics		8th Jun	1st Jun	
Value of Turnover(Rs.)		2,834,461,191	5,215,313,037	
Domestic Purchases		1,468,733,507	3,013,748,278	
Domestic Sales		2,056,377,398	1,599,238,921	
Foreign Purchases		1,365,727,683	2,201,564,759	
Foreign Sales		778,083,792	3,616,074,116	
Volume of Turnover (No.)		74,673,570	98,888,907	
Market Capitalization (Rs. Bn)		2,967.70	2,989.24	
PER		10.66	10.73	
PBV		1.28	1.29	

Market Indices.



Turnover, Volume and Foreign Purchase.



Weekly Performance of the Market

- Previous week's sell-off, triggered by the exclusion of JKH from the list of MSCI Frontier Markets 100 Index, made many counters to tremble this week. Sudden decline in several debt funded portfolios fueled the volatility. Foreign investor participation was healthy during the initial days but faded during later part of the week. Signs of escalating political uncertainties, weakening local currency and recurring natural disasters increases the worries of the the investors.
- Benchmark index ASPI moved between 6,346.02 - 6,418.45 points during the week and settled at 6,354.92 with a loss of 46.11 points (-0.72%).
- The S&P SL20 Index also followed the same trend and settled the week on negative terrain at 3,539.93 with a loss of 41.3 points (-1.15%)
- The total turnover for the week recorded as LKR 2.83Bn, charting a drop of 46% from its previously recorded LKR 5.22Bn.
- Off board trades have contributed 31% of the week's total turnover, accounting for LKR 0.89Bn through 14 trades.

Sectorial Overview

- Diversified Holdings (DIV) sector stood on top providing LKR 1,093Mn capturing 39% of the week's total turnover.
- Bank Finance and Insurance (BFI) and Manufacturing (MFG) sectors stood second and third providing LKR 1,090Mn and LKR 254Mn respectively to the daily aggregated turnover.

Foreign Participation

- Aggregate foreign buying for the Week totaled up to LKR 1.37Bn (48% of the turnover)
- Foreign sales for the Week amounted to LKR 0.78Bn. (27% of the turnover)
- Net foreign inflow for the Week was LKR 0.59Bn, YTD net foreign **outflow** stands at LKR 0.55Bn.
- JKH notched the "Top Net Purchasers" slot with a net inflow of LKR 312.14Mn whilst CTHR notched the "Top net Sellers" slot with a net outflow of LKR 50.8Mn.

Weekly Market Highlights & Statistics

Highest Turnover for the Week

Company Name	Share Vol.	Turnover (LKR)	Low (LKR)	High (LKR)	Cur.Week Close	Prv.Week Close	Change (LKR)	Change
JOHN KEELLS HOLDINGS PLC	5,276,483	827,981,165	155.00	159.90	156.10	156.00	0.10	0.06%
SAMPATH BANK PLC	1,450,437	460,234,684	309.20	319.50	316.40	309.90	6.50	2.10%
HATTON NATIONAL BANK PLC	666,386	161,600,917	240.00	244.90	240.20	242.50	(2.30)	-0.95%
CARGILLS (CEYLON) PLC	727,749	145,515,807	197.00	202.90	200.00	198.00	2.00	1.01%
RICHARD PIERIS AND COMPANY PLC	7,771,975	94,008,300	11.90	12.30	11.90	12.10	(0.20)	-1.65%

Highest Volume for the Week

Company Name	Share Vol.	Turnover (LKR)	Low (LKR)	High (LKR)	Cur.Week Close	Prv.Week Close	Change (LKR)	Change
PIRAMAL GLASS CEYLON PLC	8,505,403	43,869,726	4.80	5.50	4.80	5.30	(0.50)	-9.43%
RICHARD PIERIS AND COMPANY PLC	7,771,975	94,008,300	11.90	12.30	11.90	12.10	(0.20)	-1.65%
ADAM INVESTMENTS PLC	6,369,066	1,273,836	0.20	0.30	0.20	0.30	(0.10)	-33.33%
JOHN KEELLS HOLDINGS PLC	5,276,483	827,981,165	155.00	159.90	156.10	156.00	0.10	0.06%
BROWNS INVESTMENTS PLC	2,385,313	6,003,166	2.40	2.70	2.50	2.70	(0.20)	-7.41%

Top Gainers For the Week

Company Name	VWA Week Close	Change (LKR)	Change %	Turnover (LKR)
S M B LEASING [X]	0.30	0.10	50.00	1,925.1
BLUE DIAMONDS [X]	0.40	0.10	33.33	246,016.00
BERUWALA RESORTS	0.80	0.10	14.29	56,998.40
HNB ASSURANCE	110.90	10.90	10.90	28,588,728.00
ABANS FINANCIAL	22.50	1.90	9.22	8,137.70

Top Losers For the Week

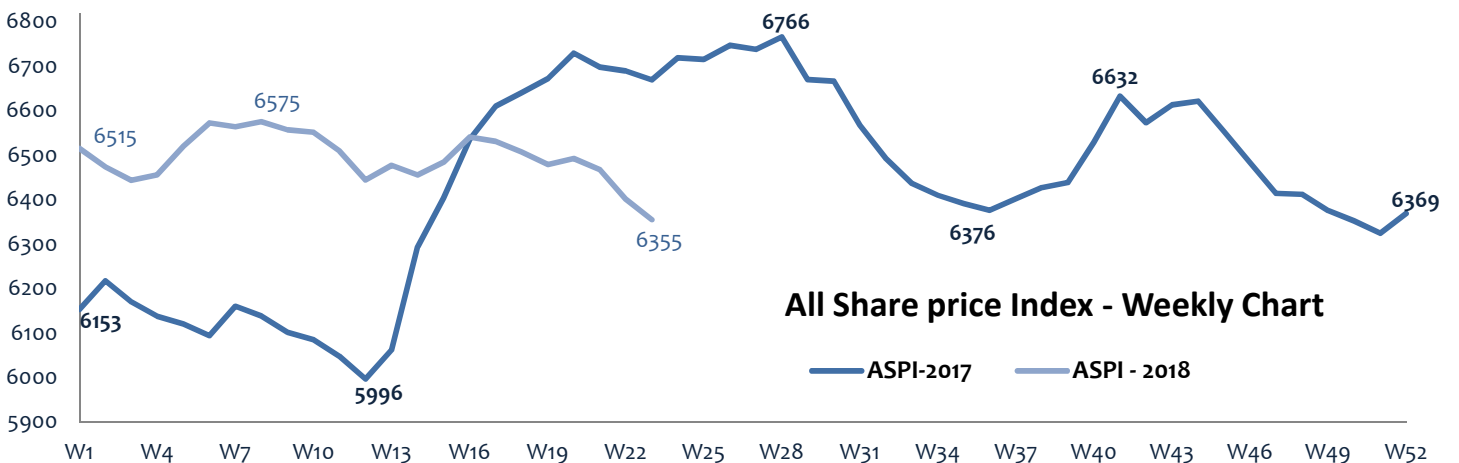
Company Name	VWA Week Close	Change (LKR)	Change %	Turnover (LKR)
ADAM INVESTMENTS	0.30	(0.10)	(33.33)	1,273,835.70
ADAM CAPITAL	0.70	(0.20)	(28.57)	378,644
SWARNAMAHAL FIN	1.90	(0.40)	(21.05)	1,608,411.50
CITRUS HIKKADUWA	7.20	(1.30)	(18.06)	194,842.20
RADIANT GEMS	25.20	(4.10)	(16.27)	54,250.5

Summarized crossings for the week

Name	Symbol	Avg Price	Trades	T.Volume	Turnover
John Keells Holdings PLC	JKH.N0000	156.60	8	3,852,800	603,336,863
Cargills (Ceylon) PLC	CARG.N0000	200.00	2	475,259	95,051,800
Sampath Bank PLC	SAMP.N0000	315.00	1	200,000	63,000,000
Hatton National Bank PLC	HNB.N0000	242.50	1	218,347	52,949,148
C T Holdings PLC	CTHR.N0000	180.00	1	262,091	47,176,380
Union Assurance PLC	UAL.N0000	220.00	1	133,562	29,383,640
Total			14	5,142,059	890,897,831

As a percentage of total Turnover 31%

Movement of ASPI



Weekly Foreign Transactions.

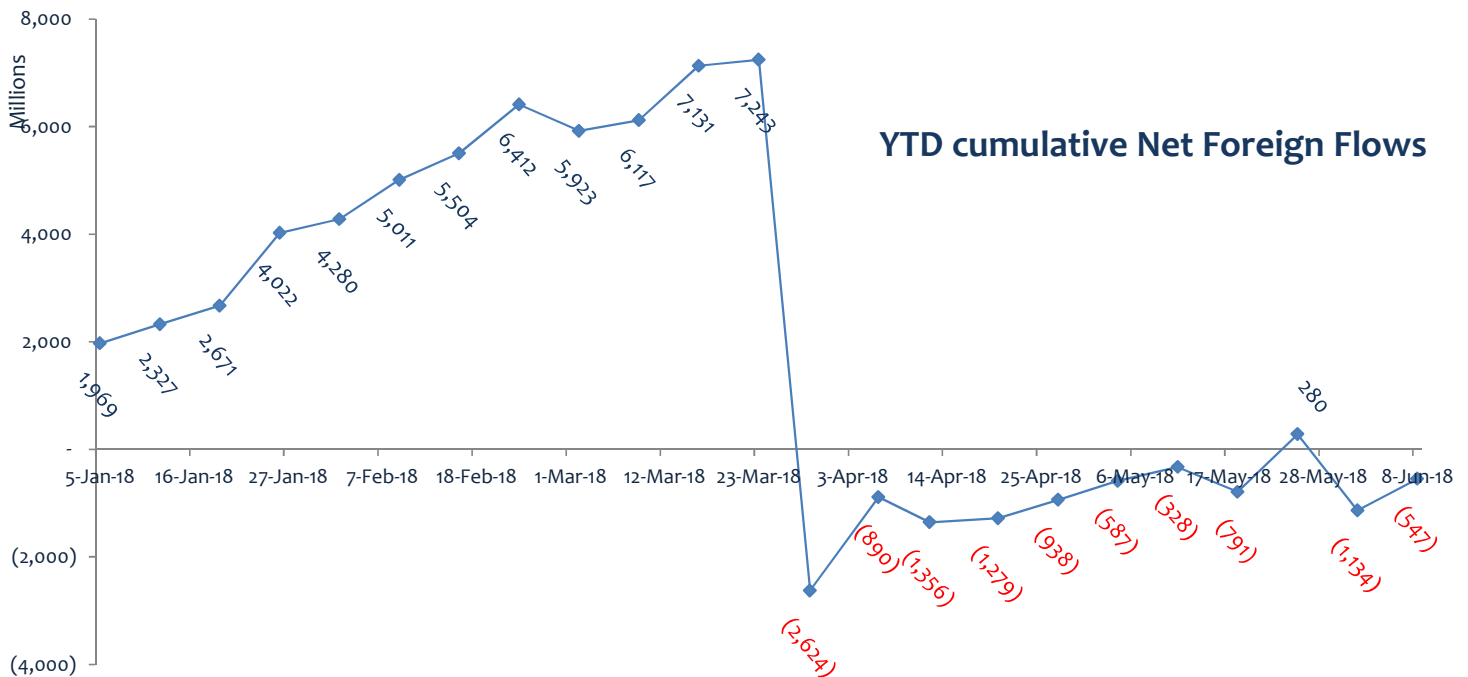
Company Name	Avg Price	Net change in Qty	Net Foreign Inflow
JKH	156.60	1,993,232	312,140,131
CARGILLS	200.00	700,650	140,130,000
HNB (+)	240.20	545,312	130,983,942
SAMPATH (+)	316.40	345,573	109,339,297
DFCC BANK PLC	112.50	174,434	19,623,825
PEOPLE'S INS (+)	23.40	603,283	14,116,822
HNB ASSURANCE (+)	110.00	93,007	10,230,770
LMF	170.00	47,538	8,081,460
LION BREWERY	575.30	7,943	4,569,608
RICHARD PIERIS	11.90	223,367	2,658,067

Company Name	Avg Price	Net change in Qty	Net Foreign Outflow
C T HOLDINGS	180.00	(282,221)	(50,799,780)
HNB[X.0000] (+)	182.00	(124,110)	(22,588,020)
HEMAS HOLDINGS	119.00	(160,790)	(19,134,010)
COMMERCIAL BANK[X]	100.00	(188,900)	(18,890,000)
CHEVRON (+)	77.00	(230,201)	(17,725,477)
PIRAMAL GLASS	5.20	(3,030,830)	(15,760,316)
TOKYO CEMENT	38.00	(201,153)	(7,643,814)
COLD STORES	985.00	(7,281)	(7,171,785)
DIALOG (+)	14.20	(369,330)	(5,244,486)
COMMERCIAL BANK	128.3	(29,658)	(3,805,121)

Foreign Participation

- **Aggregate foreign buying** for the Week totaled up to **LKR 1,365.73Mn.**
- **Foreign sales** for the Week amounted to **LKR 778.08Mn.**
- **Net foreign inflow** for the Week was **LKR 587.64Mn**, YTD net foreign outflow presently stands at **LKR 547Mn**
- **JKH** notched the “Top Net Purchasers” slot with a net inflow of **LKR 312.14Mn** whilst **CTHR** notched the “Top net Sellers” slot with a net outflow of **LKR 50.8Mn.**

Movement of Net Foreign Flows



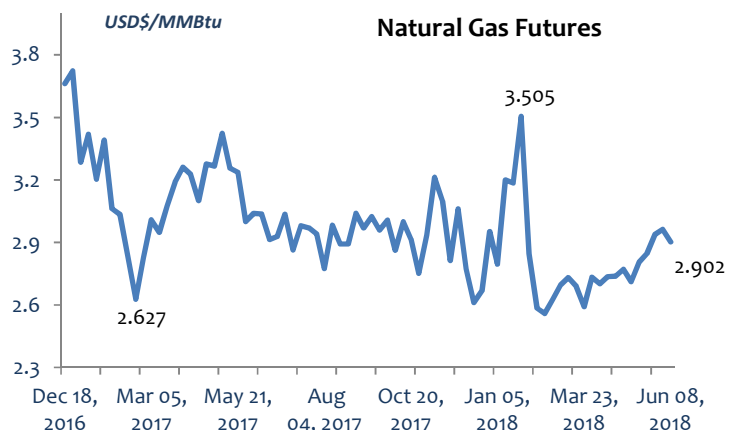
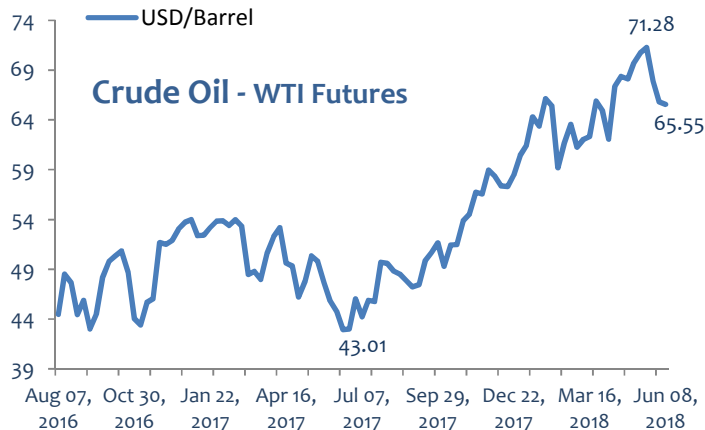
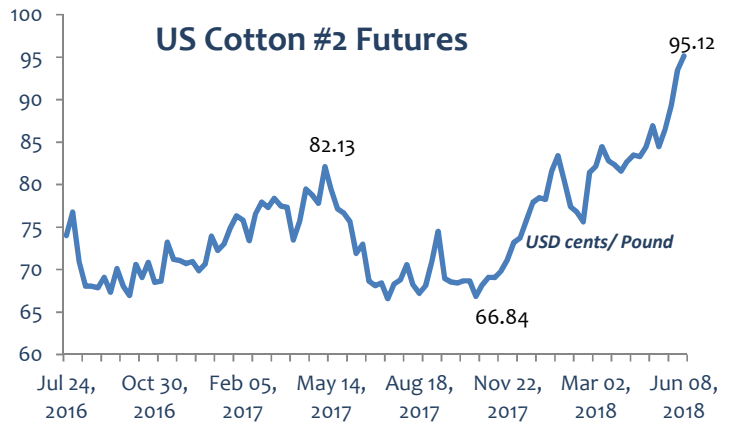
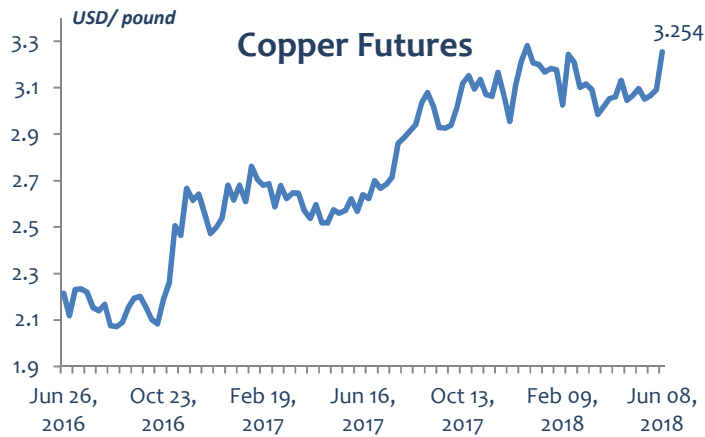
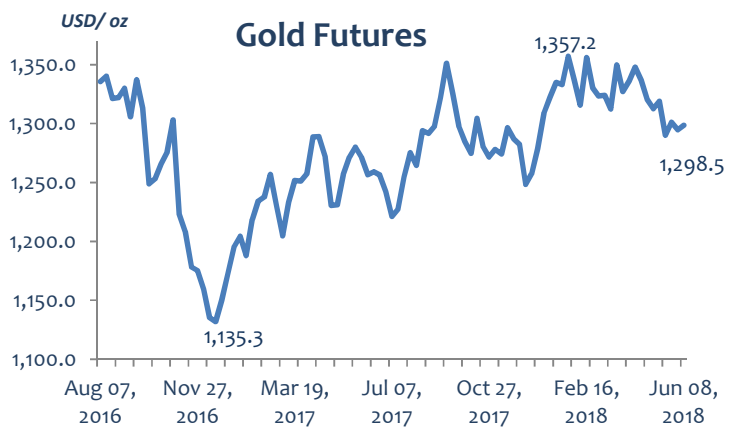
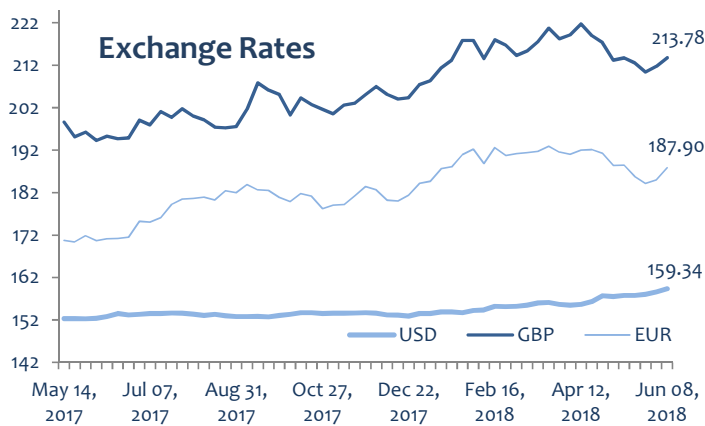
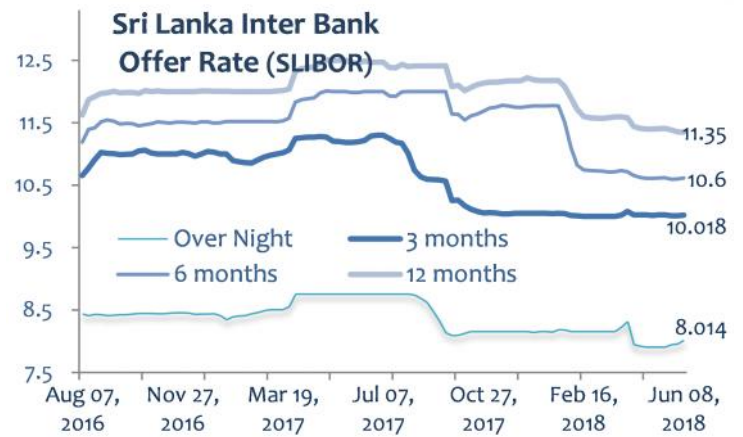
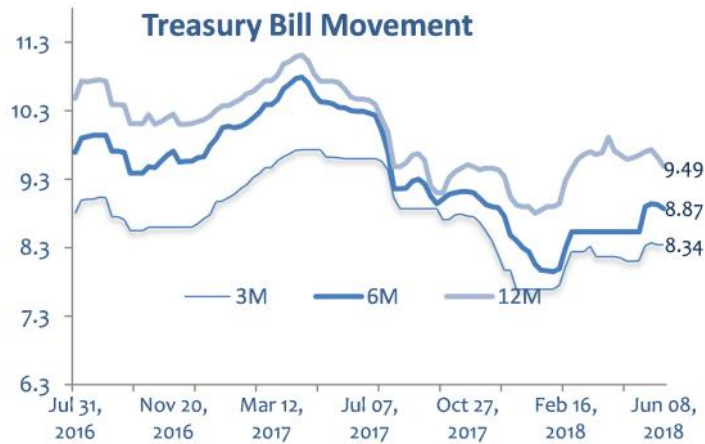
Summary of Key Announcements during the week

- **Vallibel Finance PLC** said they have received applications for **20.92Mn shares** for their recently concluded Rights Issue of **17.31Mn shares**.
- **CSE** said the 1.53Mn new Ordinary Voting shares issued via the **Scrip Dividends** of **Sanasa Development Bank PLC** (SDB) were listed with effect from 05th June 2018.
- **Merchant Bank of Sri Lanka & Finance PLC** (MBSL) said the services of Mr. D.MN.P.Karunapala, Chief Executive Officer of MBSL has been interdicted pending inquiry with effect from 11th May 2018. Mr. **G.M.J.A.R.Gamalath** has been appointed as the **Acting Chief Executive Officer** with effect from the said date and the requisite approval for same has been obtained from the Central Bank of Sri Lanka.
- **Vidullanka PLC** said its shareholders approved the special resolution pertaining to the Private Placement at the Extraordinary General Meeting held on Wednesday, 6th June 2018.
- **Ceylon and Foreign Trades PLC** has formed the Audit Committee, Remuneration Committee and Related Party Transaction Review Committee after the appointments of Independent Non-Executive Directors to the board. Accordingly the company is now In compliance with Corporate Governance Requirement set out in Rule 7.10 of the CSE Listing Rules.
- **Tess Agro PLC** said they have **received applications** for the subscription of **59.46Mn voting shares and 97.43Mn Non-Voting shares** for their rights issue of 70Mn voting and 10Mn Non-Voting shares.
- **Dealings By Directors**

Counter	Nature	Director / Company involved	No of Shares	Price	Date
ASCO	Disposal	Eighth wonder / Mr Terence Charles Smith	1,265,756	42.5	1st June
CFIN	Disposal	Mr R E Rambukwelle	25,000	100.0	7th June
CHL	Purchase	Durdans Management Services (Mr Tudawe)	70,466	87.0	21st May
CHLX	Purchase	Durdans Management Services (Mr Tudawe)	15,045	70.0 - 70.5	5, 6th June
CIT	Disposal	Mr A Rajaratnam (Financial Trust Limited)	14,341	74.9	28th May.
COCR	Purchase	Mr P T Fisher (Creation Investments)	116,158	43.0	11, 21 - 24th May.
COMB	Purchase	Capital Alliance Holdings Limited (Ms N T M S Cooray)	100,000	132.0	31st May
COMD	Disposal	Commercial Bank (Mr J Durairatnam)	2,000	75.0	5th June
CTHR	Purchase	Mr V R Page	371,058	180.00	7th June
HPWR	Purchase	Trydan Partners pvt ltd [Mr G A K Nanayakkara]	22,573	22 to 22.5	22, 24th May
MRH	Purchase	Mr Jayantha Atul Panabokke	15,675	16.80 - 17.00	28th May.
RCL	Purchase	Mr A M Weerasinghe	41,506	94.0	7th June
SHL	Rights Issue Subscribe	Mr & Mrs A K Pathirage	92,205,306	17.00	9th May
		Other Directors of SHL	45,472,992		
		Samena Ceylon Holdings LTD / Mr Saraf, Mr Gupta	64,704,056		
SPEN	Purchase	Melstacorp PLC	3,600,000	51.00	30th May

Economic Indicators & Other Statistics

Source: investing.com & cbsl.gov.lk



Contact Information

Head Office

Sales Team

Thakshila Hulangamuwa	thakshi@ashaphillip.net	+94 11 2429108
Upul Priyantha	upul@ashaphillip.net	+94 11 2429106
Shanmugam Sudhagar	sudha@ashaphillip.net	+94 11 2429107
Vasantha Wicramasinghe	vasantha@ashaphillip.net	+94 11 2429114

Research

Visahan Arumainayaham	visahan@ashaphillip.net	+94112429139
Nishani Ruwanpathirana	nishani@ashaphillip.net	+94 112429137

Regional Offices

Colombo (H/O)

321, Lakshmans Building, 2nd Floor,
Galle Road, Colombo 03.
Tel - 94 112429100
Fax - 94 112429199
www.ashaphillip.net
Email - research@ashaphillip.net

Matara

#24-1/3A,
E.H. Cooray Tower, 2nd Floor,
Anagarika Dharmapala Mw,
Matara.
Tel: 041 2235191-5

Jaffna

#147, 2/3
K.K.S. Road,
Jaffna.
Tel: 021 2221614

Kandy

88, Ceybank House, Dalada Vidiya,
Kandy.
Tel. 081 2204750

Kiribathgoda

#94, Udeshi City Shopping Complex,
2nd Floor, #2/12, Makola Road,
Kiribathgoda.
Tel. 011 2908511

Negombo

#72 A 2/1,
Old Chilaw Road,
Negombo.
Tel. 031 2227474

Gampaha

#107, Sanasa Ideal Complex,
Bauddhaloka Mawatha,
Gampaha.
Tel. 033 2234888

Important Information

This document has been prepared and issued by Asha Phillip Securities Ltd, on the basis of publicly available information, internally developed data and other sources, believed to be reliable. Whilst all responsible care has been taken to ensure that the facts stated are accurate and the opinions given are fair and reasonable neither Asha Phillip Securities Ltd, nor any Director Officer or employee, shall in any way be responsible for any decisions made on its contents. Asha Phillip Securities Ltd may act as a Broker in the investments which are the subject of this document or related investments and may have acted upon or used the information contained in this document, or the research or analysis on which it is based, before its publication. Asha Phillip Securities Ltd., Its Directors, Officers or Employees may also have a position or be otherwise interested in the investments referred to in this document. This is not an offer to sell or buy the investments referred to in this document.