

WEEKLY STOCK MARKET HIGHLIGHTS

Friday, 10 August 2018



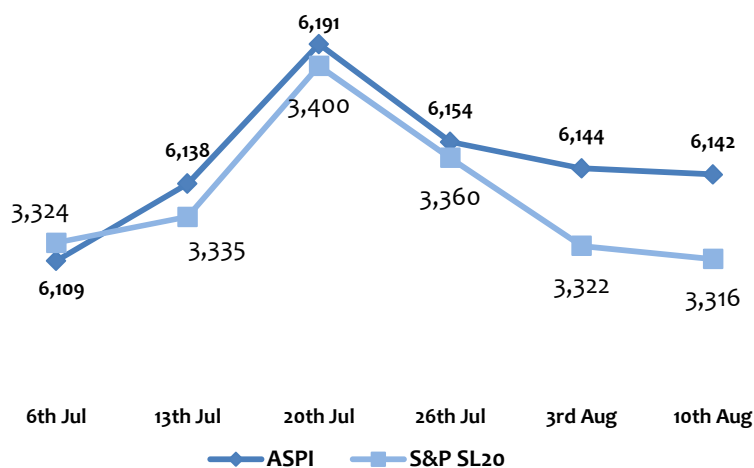
ASHA PHILLIP
SECURITIES LTD

Sri Lanka

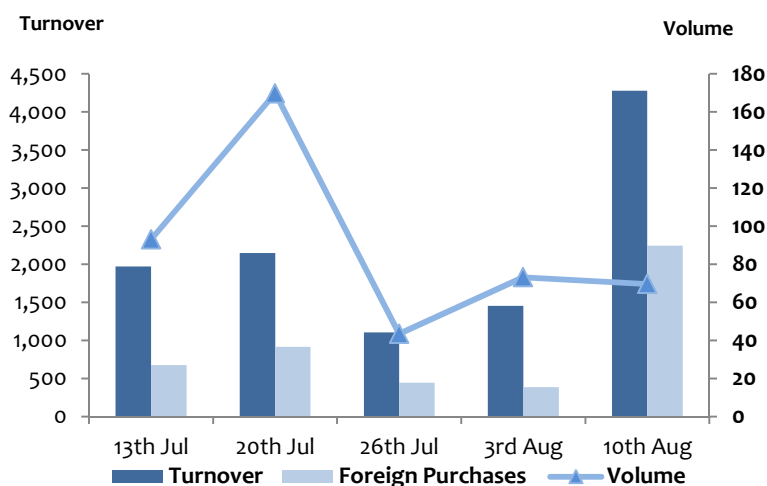
Market Statistics.

Index	10th Aug	3rd Aug	Change	% Change
ASPI	6,141.55	6,143.90	↓ (2.35)	↓ -0.04%
S&P SL20	3,316.47	3,322.25	↓ (5.78)	↓ -0.17%
Market Statistics		10th Aug	3rd Aug	% Change
Turnover(Rs.)	4,276,253,243	1,453,383,757	↑ 194.2%	
Domestic Purchases	2,034,120,630	1,070,095,028	↑ 90.1%	
Domestic Sales	1,861,457,920	987,608,238	↑ 88.5%	
Foreign Purchases	2,242,132,613	383,288,730	↑ 485.0%	
Foreign Sales	2,414,795,323	465,775,519	↑ 418.4%	
Share Volume (No.)	69,603,022	73,107,365	↓ -4.8%	
Market Cap (Rs. Bn)	2,875.91	2,877.01	↓ 0.0%	
PER	9.68	9.68	↓ 0.0%	
PBV	1.20	1.20	↓ 0.0%	

Market Indices.



Turnover, Volume and Foreign Purchase.



Performance of the Market

- Colombo Bourse started the week on a negative note with lower investor participation, downward revision of economic growth rate weighed on investor sentiments.
- Seven off board trades have contributed 75% of Tuesday's total turnover, Bourse settled on a negative note due to the sell off on JKH.
- Colombo Bourse turned positive on Wednesday with marginal gains. Five off board trades contributed 43% for the day's total turnover. Treasury bill yields further declined across all maturities during the weekly auction.
- On Thursday, Colombo Bourse wiped its weekly losses following the price recovery in several large cap counters. Tea Prices recovered further during the weekly auction.
- Reported lower performances of investor favorite counters directed the Bourse to settle on Negative terrain on Friday.

Summary

- Lower performance of blue chip counters, due to the prevailing sluggish economic conditions and global economic tensions, weighed on the Bourse.
- ASPI was moved between 6,104.65-6,164.75 points and settled the week on negative note at 6,141.55 with a loss of 2.35 points (-0.04%).
- The S&P SL20 Index also followed the same trend, settled the week on negative note at 3,316.47 with a loss of 5.78 points (-0.17%).
- The total turnover for the week recorded as LKR 4.28Bn, up by 194% from its previously recorded LKR 1.45Bn; foreign investors remained net sellers for the week.
- Off board trades have contributed 53% of the week's total turnover, accounting for LKR 2,268.77Mn through 21 trades.

Sectorial Overview

- Bank Finance and Insurance (BFI) sector stood on top providing LKR 1,867Mn capturing 44% of the week's total turnover.
- Diversified Holdings (DIV) and Beverage Food & Tobacco (BFT) sectors stood second and third providing LKR 1,598Mn and LKR 515Mn respectively to the daily aggregated turnover.

Weekly Market Highlights & Statistics

Highest Turnover

Company Name	Share Vol.	Turnover (LKR)	Low (LKR)	High (LKR)	Cur.Week Close	Prv.Week Close	Change (LKR)	Change
JOHN KEELLS HOLDINGS PLC	10,899,196	1,498,563,559	136.00	145.90	144.90	138.00	6.90	5.00%
CEYLINCO INSURANCE PLC	667,551	1,281,860,680	1,730	2,000	1,997.80	1750.80	247.00	14.11%
SAMPATH BANK PLC	895,022	252,961,179	281.00	290.90	282.00	288.00	(6.00)	-2.08%
CEYLON COLD STORES PLC	234,871	217,913,567	850.20	940.00	940.00	925.00	15.00	1.62%
COMMERCIAL BANK OF CEYLON PLC	918,827	113,486,187	123.00	125.00	124.00	124.90	(0.90)	-0.72%

Highest Volume

Company Name	Share Vol.	Turnover (LKR)	Low (LKR)	High (LKR)	Cur.Week Close	Prv.Week Close	Change (LKR)	Change
JOHN KEELLS HOLDINGS PLC	10,899,196	1,498,563,559	136.00	145.90	144.90	138.00	6.90	5.00%
AMANA BANK PLC	7,434,853	23,222,902	3.00	3.60	3.10	3.30	(0.20)	-6.06%
TESS AGRO PLC	6,310,241	3,168,987	0.50	0.60	0.50	0.60	(0.10)	-16.67%
HATTON PLANTATIONS LTD	3,651,712	29,010,720	7.50	8.10	7.90	7.50	0.40	5.33%
EXPOLANKA HOLDINGS PLC	3,284,885	13,409,880	3.90	4.20	4.10	4.00	0.10	2.50%

Top Gainers

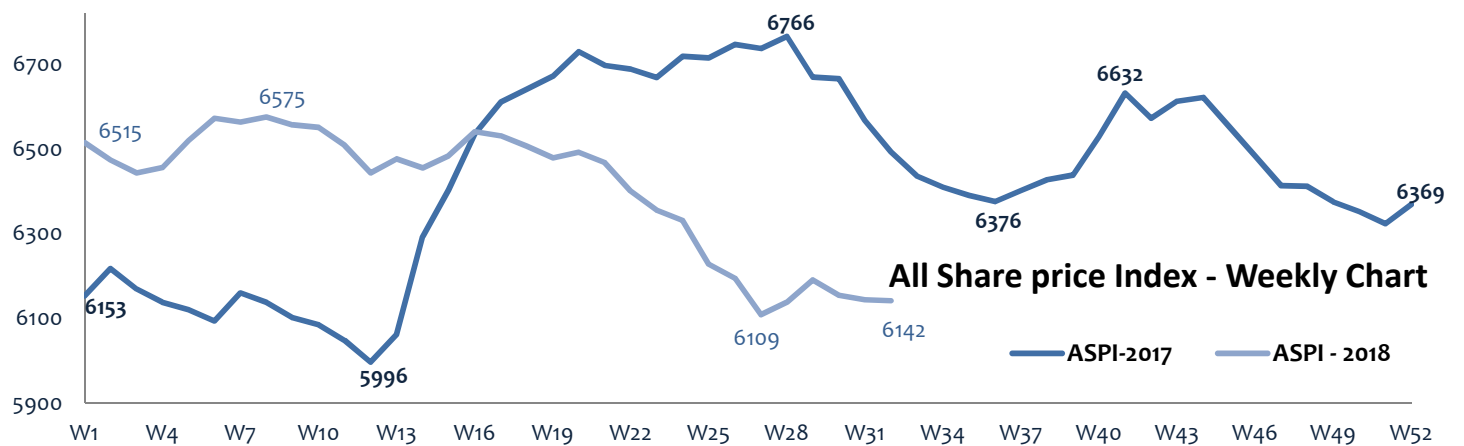
Company Name	VWA Week Close	Change (LKR)	Change %	Turnover (LKR)
SINGER IND.	165.00	28.00	20.44	395,639.6
PARAGON	64.70	9.70	17.64	31,292.20
BRAC LNKA FNANCE	44.90	5.90	15.13	13,740.00
CEYLON INV.	39.90	5.00	14.33	4,959,719.30
MULLERS	0.80	0.10	14.29	29,935.30

Top Losers

Company Name	VWA Week Close	Change (LKR)	Change %	Turnover (LKR)
HUEJAY	31.60	(7.50)	(23.73)	2,410.00
BLUE DIAMONDS	0.60	(0.10)	(16.67)	112,908
TESS AGRO	0.60	(0.10)	(16.67)	3,168,987.10
TOKYO CEMENT [X]	29.60	(4.70)	(15.88)	13,423,271.90
BERUWALA RESORTS	0.70	(0.10)	(14.29)	82,478.0

Crossings

Name	Symbol	Avg Price	Trades	T.Volume	Turnover
Ceylinco Insurance PLC	CINS.N0000	1,908.11	3	565,911	1,079,822,000
John Keells Holdings PLC	JKH.N0000	137.30	12	7,468,472	1,025,440,691
Sampath Bank PLC	SAMP.N0000	281.50	2	200,000	56,300,000
Melstacorp Limited PLC	MELS.N0000	50.20	2	934,859	46,840,800
Seylan Bank PLC	SEYB.N0000	82.00	1	400,000	32,800,000
Lion Brewery Ceylon PLC	LION.N0000	620.00	1	44,463	27,567,060



Foreign Transactions.

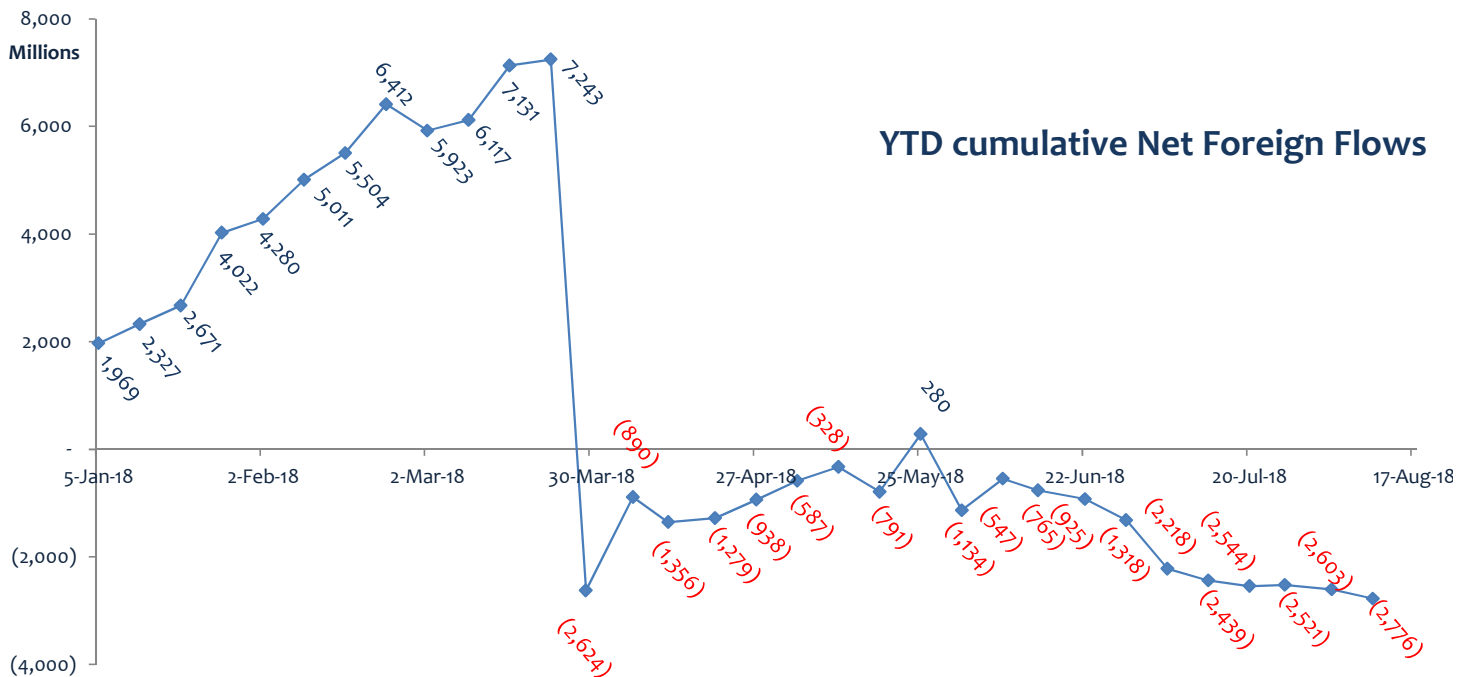
Company Name	Avg Price	Net change in Qty	Net Foreign Inflow
CEYLINCO INS. (+)	1,995.38	267,500	533,764,353
COLD STORES	927.00	108,241	100,339,407
LMF	160.00	467,848	74,855,680
CHEVRON (+)	92.82	479,933	44,546,111
LION BREWERY	625.00	66,161	41,350,625
HNB[X.0000] (+)	176.20	189,691	33,423,554
SEYLAN BANK (+)	82.00	411,497	33,742,754
MELSTACORP	50.20	489,248	24,560,250
CARGILLS	200.00	33,678	6,735,600
JANASHAKTHI INS.	22.50	121,600	2,736,000

Company Name	Avg Price	Net change in Qty	Net Foreign Outflow
JKH	136.00	(6,836,752)	(929,798,272)
COMMERCIAL BANK	123.50	(437,218)	(53,996,423)
CEYLON TOBACCO	1,203.50	(40,225)	(48,410,788)
SAMPATH (+)	285.00	(51,758)	(14,751,030)
DIALOG (+)	14.20	(971,404)	(13,793,937)
SWISSTEK	43.20	(254,645)	(11,000,664)
TOKYO CEMENT[X]	24.90	(146,147)	(3,639,060)
NESTLE (+)	1,840.00	(1,424)	(2,620,160)
HNB (+)	223.90	(11,359)	(2,543,280)
BAIRAHA FARMS	128.9	(15,934)	(2,053,893)

Foreign Participation

- **Aggregate foreign buying** for the Week totaled up to **LKR 2,242.13Mn.**
- **Foreign sales** for the Week amounted to **LKR 2,414.8Mn.**
- **Net foreign outflow** for the Week was **LKR 172.66Mn**, YTD net foreign outflow presently stands at **LKR 2.78Bn**
- **CINS** notched the “Top Net Purchasers” slot with a net inflow of **LKR 533.76Mn** whilst **JKH** notched the “Top net Sellers” slot with a net outflow of **LKR 929.8Mn.**

Movement of Net Foreign Flows



Summary of Key Announcements during the week

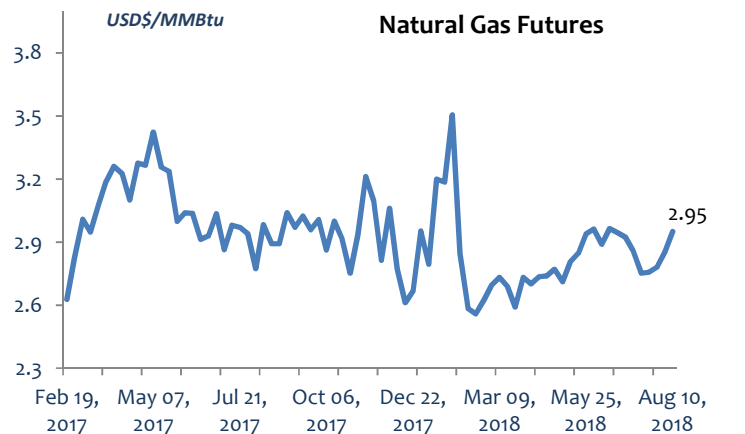
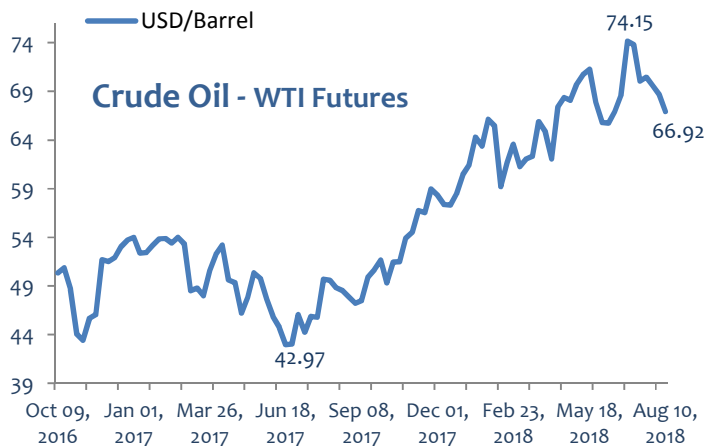
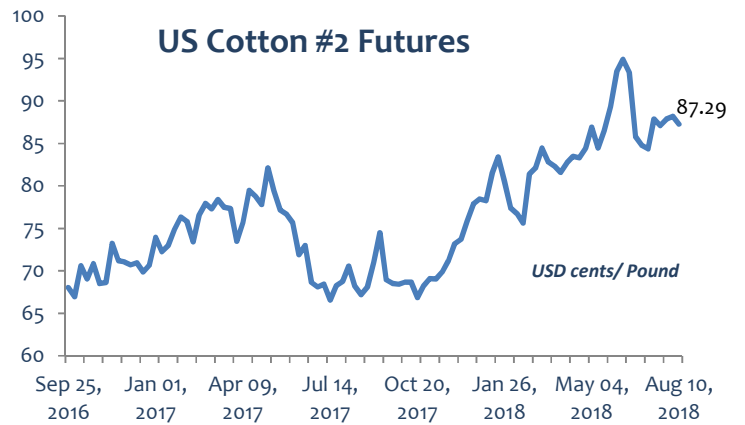
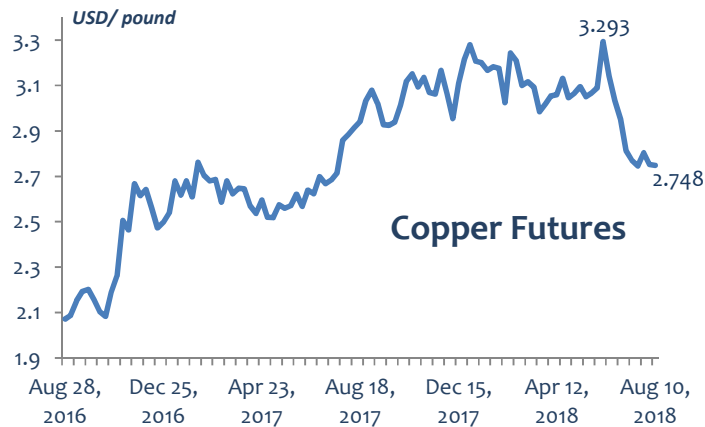
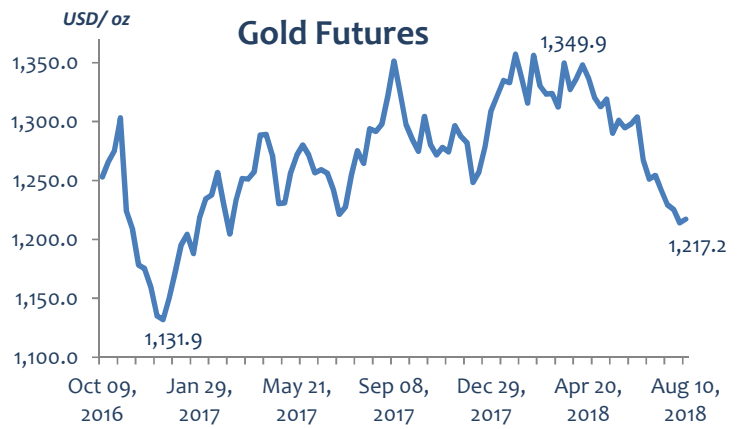
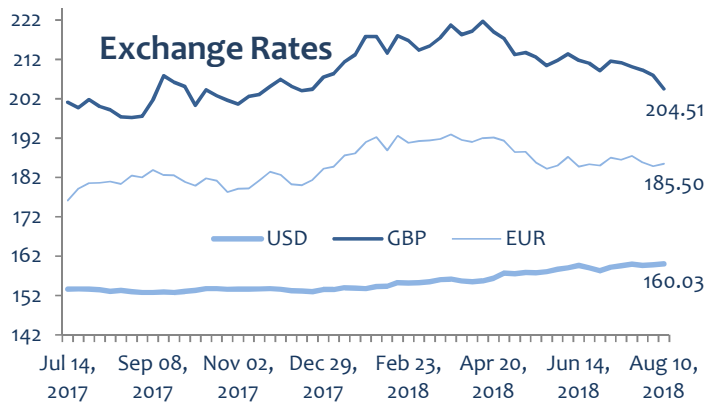
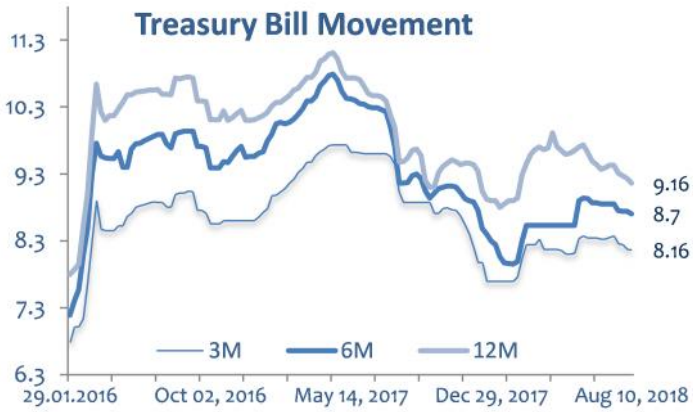
- SOMAP International Pte Ltd made an offer to the remaining shareholders of the **Anilana Hotels and Properties PLC (ALHP)**, to purchase balance shares in issue, constituting 493,308,514 shares constituting 49% at a price of **LKR 1.30 per share** being the highest price paid by SOMAP for the shares of ALHP. The detailed Mandatory Offer document giving other relevant information including period during which the offer would be kept open will be forwarded to the shareholders of the Offeree within 35 days from the date of incurring the obligation to make the Mandatory Offer.
- **HAYLEYS PLC's** recently issued debentures were listed on **8th August 2018**.
- **LOLC Finance PLC's** recently issued debentures were listed on **10th August 2018**.
- Board of **Bogawantalawa Tea Estates PLC (BOPL)** had resolved to Issue 5, 6 & 7 year, Senior, Listed, Rated, **Convertible**, Unsecured, Redeemable **Debentures to raise LKR 850Mn** in the market, at an issue price of Rs.85/- and a redemption price of Rs.100/-. The debentures can be converted to Ordinary Voting Shares at pre-determined conversion points at investors' option, set for each type of debenture separately in the future and will involve a payment consideration to be made by the Investors. Maximum of 50Mn shares can arise from such conversions. **Conversion ratio - 10 shares for 1 debenture held**. Conversion price will be based on factoring a 10% discount to the simple average of the daily VWAP price of BOPL, traded during the 3 months period immediately preceding the date of conversion.
- Board of **Singer Industries (Ceylon) PLC (SINI)** had resolved to recommend to its shareholders to issue 6.15Mn Ordinary Shares by way of capitalization of Reserves at a consideration of LKR 10/- each **at a ratio of 08 new ordinary shares for every 05 existing ordinary shares held** by the shareholders. A sum of LKR 61.54Mn will be capitalized from and out of Capital Reserves. Subject to approvals.
- **Colombo Trust Finance PLC (CALF)** said an extraordinary general meeting will be held on **31 August 2018** to pass the resolution to change its name as "**Dialog Finance PLC**".
- Pertaining to the Amalgamation of **Browns Capital PLC (FLCH)** with **Browns Investments PLC (BIL)**; **Browns Capital Holdings (Pvt) Ltd**, having been amalgamated with BIL; consequent to which FLCH shall become a direct subsidiary of BIL, post which the Amalgamation of FLCH with BIL, would be preceded.
- The new 513.44Mn shares of **Anilana Hotels and Properties PLC (ALHP)**, issued via its recent **Private Placement** to be listed on 13 August 2018.

➤ Dealings By Directors

Counter	Nature	Director / Company involved	No of Shares	Price	Date
CFI	Purchase	Mr A Rajaratnam (Financial Trust Limited)	2,815	48.0, 48.1	31 Jul, 1 & 7 Aug
JINS	Purchase	Mr Prakash & Mr Ramesh Shafter (Janashakthi PLC)	60,995	21.4 - 21.7	26 Jul, 1 & 3 Aug
SIGV	Purchase	Mr Sanjeev Rajaratnam	2,043	40.8 - 40.9	6th Aug
VLL	Purchase	MR Riyaz Sangani	20,000	4.6	8th Aug

Economic Indicators & Other Statistics

Source: investing.com & cbsl.gov.lk



Contact Information

Head Office

Sales Team

Thakshila Hulangamuwa	thakshi@ashaphillip.net	+94 11 2429108
Upul Priyantha	upul@ashaphillip.net	+94 11 2429106
Shanmugam Sudhagar	sudha@ashaphillip.net	+94 11 2429107
Vasantha Wicramasinghe	vasantha@ashaphillip.net	+94 11 2429114

Research

Visahan Arumainayaham	visahan@ashaphillip.net	+94112429139
Nishani Ruwanpathirana	nishani@ashaphillip.net	+94 112429137

Regional Offices

Colombo (H/O)

321, Lakshmans Building, 2nd Floor,
Galle Road, Colombo 03.
Tel - 94 112429100
Fax - 94 112429199
www.ashaphillip.net
Email - research@ashaphillip.net

Matara

#24-1/3A,
E.H. Cooray Tower, 2nd Floor,
Anagarika Dharmapala Mw,
Matara.
Tel: 041 2235191-5

Jaffna

#147, 2/3
K.K.S. Road,
Jaffna.
Tel: 021 2221614

Kandy

88, Ceybank House, Dalada Vidiya,
Kandy.
Tel. 081 2204750

Kiribathgoda

#94, Udeshi City Shopping Complex,
2nd Floor, #2/12, Makola Road,
Kiribathgoda.
Tel. 011 2908511

Negombo

#72 A 2/1,
Old Chilaw Road,
Negombo.
Tel. 031 2227474

Gampaha

#116, Sanasa Ideal Complex,
Bauddhaloka Mawatha,
Gampaha.
Tel. 033 2234888

Important Information

This document has been prepared and issued by Asha Phillip Securities Ltd, on the basis of publicly available information, internally developed data and other sources, believed to be reliable. Whilst all responsible care has been taken to ensure that the facts stated are accurate and the opinions given are fair and reasonable neither Asha Phillip Securities Ltd, nor any Director Officer or employee, shall in any way be responsible for any decisions made on its contents. Asha Phillip Securities Ltd may act as a Broker in the investments which are the subject of this document or related investments and may have acted upon or used the information contained in this document, or the research or analysis on which it is based, before its publication. Asha Phillip Securities Ltd., Its Directors, Officers or Employees may also have a position or be otherwise interested in the investments referred to in this document. This is not an offer to sell or buy the investments referred to in this document.