

# WEEKLY STOCK MARKET HIGHLIGHTS

Friday, 12 October 2018



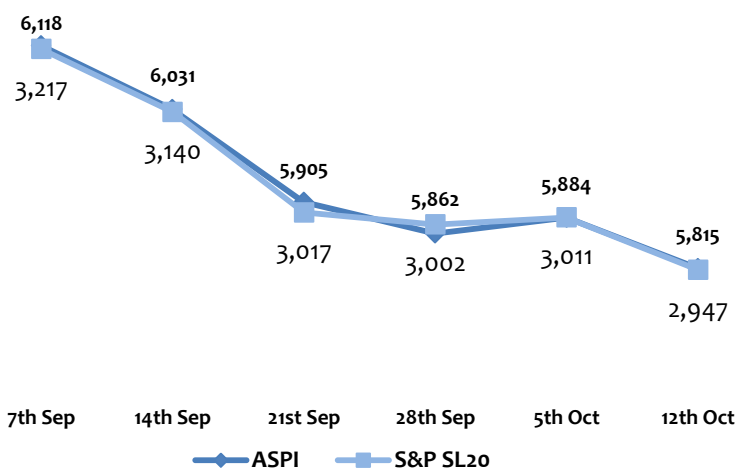
ASHA PHILLIP  
SECURITIES LTD

Sri Lanka

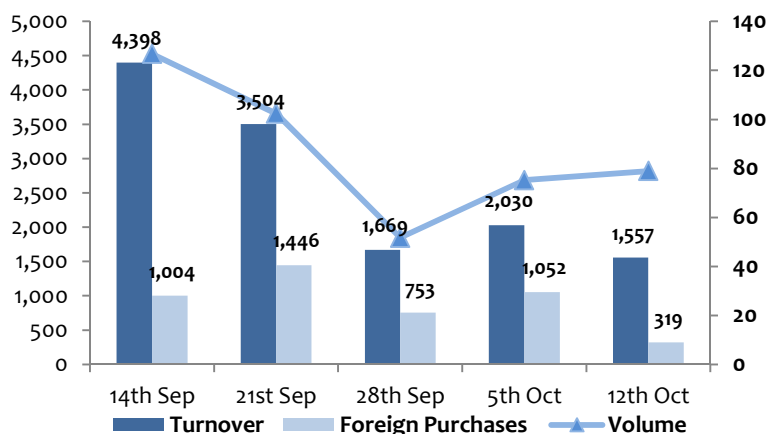
## Market Statistics.

Index	12th Oct	5th Oct	Change	% Change
ASPI	5,815.03	5,883.77	↓ (68.74)	↓ -1.17%
S&P SL20	2,946.63	3,010.60	↓ (63.97)	↓ -2.12%
Market Statistics		12th Oct	5th Oct	% Change
Turnover (Rs.)	1,556,751,040	2,030,284,620	↓ -23.3%	
Domestic Purchases	1,237,704,348	978,093,925	↑ 26.5%	
Domestic Sales	749,694,583	669,208,917	↑ 12.0%	
Foreign Purchases	319,046,692	1,052,190,695	↓ -69.7%	
Foreign Sales	807,056,457	1,361,075,702	↓ -40.7%	
Share Volume (No.)	78,955,725	75,228,704	↑ 5.0%	
Market Cap (Rs. Bn)	2,730.72	2,763.00	↓ -1.2%	
PER	9.13	9.21	↓ -0.9%	
PBV	1.14	1.15	↓ -0.9%	

## Market Indices.



## Turnover, Volume and Foreign Purchase.



## Performance of the Market

- Monday: Bargain hunting with the expectations of seasonal dividends, made the Bourse positive for the 4<sup>th</sup> consecutive day. Volumes remained lower.
- Tuesday: Net foreign outflows and selling pressure on large caps turned the market negative. Pressure on local currency muted investor activities.
- Wednesday: Bourse witnessed a sluggish session, lost 8.36 points; investors were clueless due to the adverse developments in the global economy. Average yields of 3 & 12 month T-Bills surged during the weekly auction.
- Thursday: Indices dropped further by 33.54 points; Average yields during the T-Bond auction also increased sharply. Tea prices improved during the weekly auction.
- Friday: Retail investor participation remained lower; volatility made the market to shed further 23 points. Foreign investors remained net sellers on banks.

## Summary

- ASPI was moved between 5,812.21 - 5,925.70 points and settled the week on negative note at 5,815.03 with a loss of 68.74 points (-1.17%).
- The S&P SL20 Index also followed the same trend and settled the week on negative note at 2,946.63 with a loss of 63.97 points (-2.12%)
- The total turnover for the week recorded as LKR 1.56Bn, down by 23% from its previously recorded LKR 2.03Bn; foreign investors remained net sellers for the week.
- Off board trades represented 24% of the week's turnover, accounting for LKR 374.56Mn through 7 trades.

## Sectorial Overview

- Bank Finance and Insurance (BFI) sector stood on top providing LKR 753Mn capturing 48% of the week's total turnover.
- Diversified Holdings (DIV) and Manufacturing (MFG) sectors stood second and third providing LKR 465Mn and LKR 102Mn respectively to the weekly aggregated turnover.

## Weekly Market Highlights & Statistics

### Highest Turnover

Company Name	Share Vol.	Turnover (LKR)	Low (LKR)	High (LKR)	Cur.Week Close	Prv.Week Close	Change (LKR)	Change
SAMPATH BANK PLC	1,429,568	329,686,925	225.00	244.40	225.00	240.00	(15.00)	-6.25%
HATTON NATIONAL BANK PLC	1,360,504	273,138,736	200.0	215.0	208.00	207.00	1.00	0.48%
JOHN KEELLS HOLDINGS PLC	1,946,409	257,164,051	127.00	135.00	128.10	133.90	(5.80)	-4.33%
MELSTACORP LIMITED	2,081,677	104,488,230	50.00	51.50	50.00	50.00	-	0.00%
CEYLON TOBACCO COMPANY PLC	30,632	41,489,446	1370.00	1379.90	1,375.20	1374.70	0.50	0.04%

### Highest Volume

Company Name	Share Vol.	Turnover (LKR)	Low (LKR)	High (LKR)	Cur.Week Close	Prv.Week Close	Change (LKR)	Change
NATION LANKA FINANCE PLC	25,646,343	20,515,004	0.70	0.80	0.70	0.80	(0.10)	-12.50%
RENUKA AGRI FOODS PLC	7,831,408	15,655,194	1.90	2.10	1.90	1.90	-	0.00%
EXPOLANKA HOLDINGS PLC	4,838,523	18,927,167	3.90	4.10	3.90	4.00	(0.10)	-2.50%
RENUKA CAPITAL PLC	3,695,754	14,421,549	3.80	4.00	3.80	3.80	-	0.00%
ANILANA HOTELS AND PROPERTIES PLC	2,690,281	3,490,375	1.20	1.40	1.30	1.00	0.30	30.00%

### Top Gainers

Company Name	VWA Week Close	Change (LKR)	Change %	Turnover (LKR)
HUEJAY	25.50	5.00	24.39	5,161.6
LIGHTHOUSE HOTEL	33.70	4.10	13.85	12,902
THE FINANCE CO.	2.30	0.20	9.52	127,058.10
LANKA TILES	86.80	6.80	8.50	8,767.30
SINGHE HOSPITALS	1.40	0.10	7.69	1,702.00

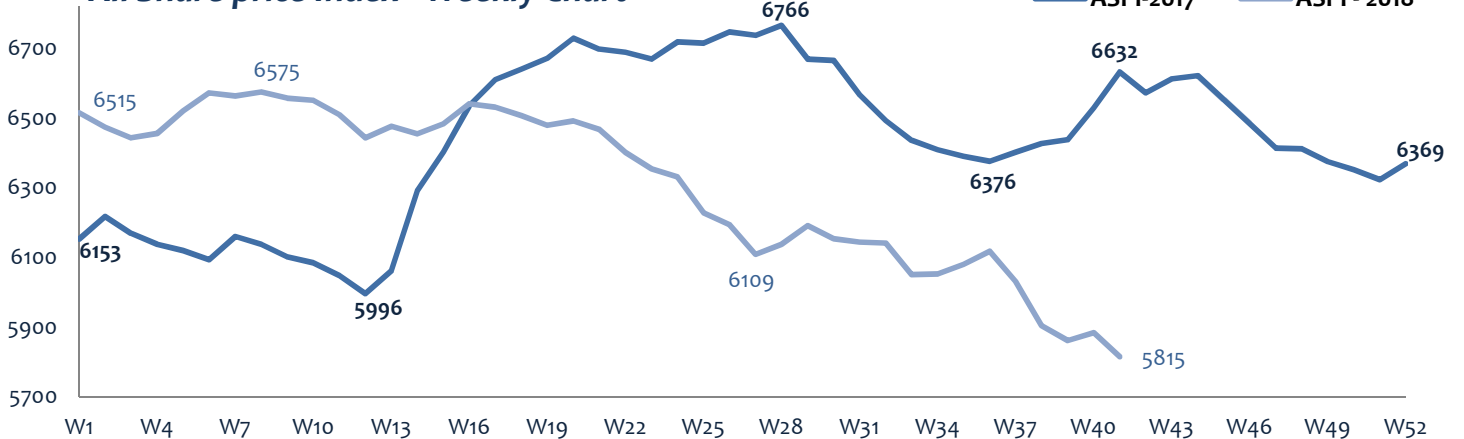
### Top Losers

Company Name	VWA Week Close	Change (LKR)	Change %	Turnover (LKR)
S M B LEASING [X]	0.20	(0.10)	(33.33)	30,167.10
THE FINANCE CO. [X]	1.00	(0.20)	(16.67)	30,109
RENUKA FOODS [X]	8.10	(1.40)	(14.74)	8,512,183.80
LUCKY LANKA [X]	0.60	(0.10)	(14.29)	19,572.80
BERUWALA RESORTS	0.60	(0.10)	(14.29)	215,888.8

### Crossings

Name	Symbol	Avg Price	Trades	T.Volume	Turnover
Hatton National Bank PLC	HNB.N0000	200.00	3	1,000,000	200,000,000
Melstacorp Limited PLC	MELS.N0000	50.20	1	2,000,000	100,400,000
Ceylon Tobacco Company PLC	CTC.N0000	1,350.00	1	24,214	32,688,900
TEEJAY LANKA PLC	TJL.N0000	30.00	1	700,000	21,000,000
Nation Lanka Finance PLC	CSF.N0000	0.80	1	25,585,390	20,468,312

### All Share price Index - Weekly Chart



## Foreign Transactions.

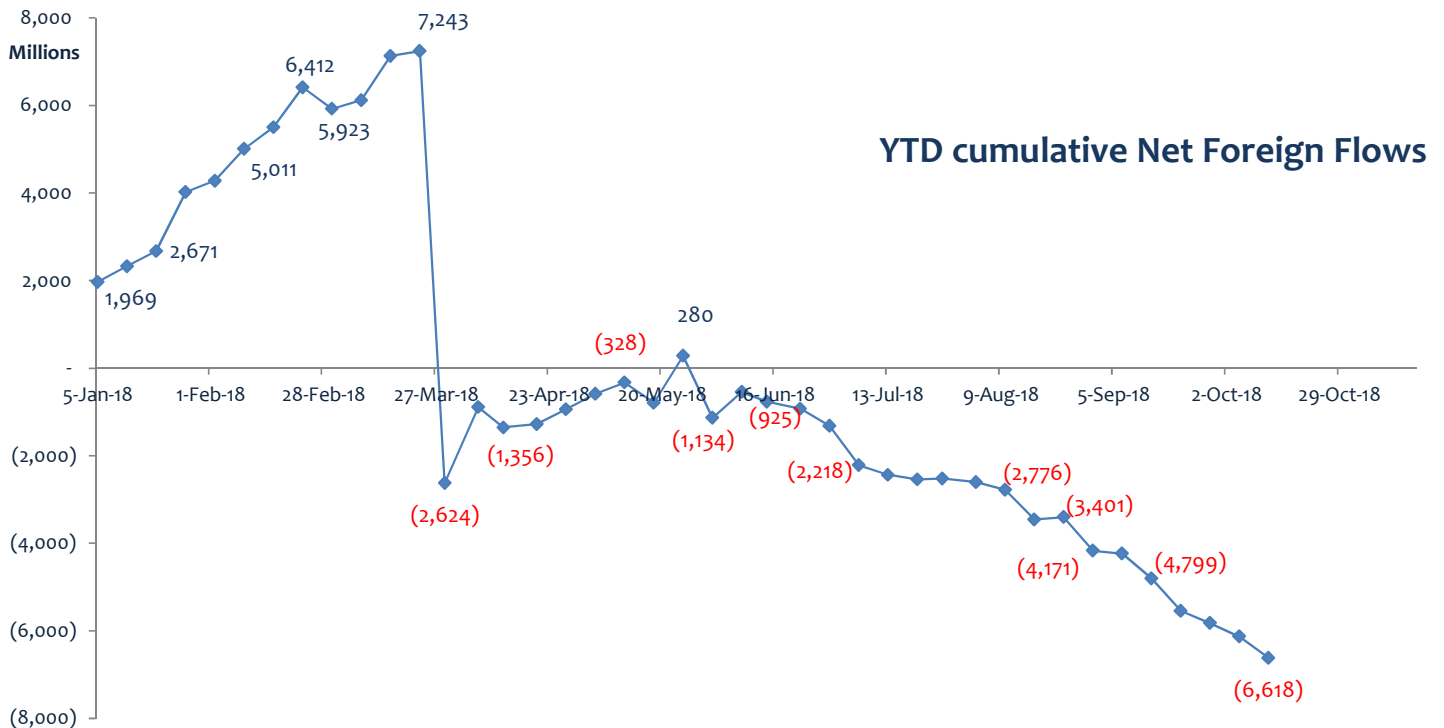
Company Name	Avg Price	Net change in Qty	Net Foreign Inflow
TEEJAY LANKA	30.00	862,000	25,860,000
CARGILLS	200.00	83,467	16,693,400
CHEVRON (+)	69.00	98,400	6,789,600
PEOPLES LEASING	14.50	114,795	1,664,528
SWISSTEK	38.00	40,481	1,538,278
ANILANA HOTELS	1.30	1,000,000	1,300,000
CARSONS	165.00	5,000	825,000
AITKEN SPENCE	43.00	8,550	367,650
SEYLAN BANK[X] (+)	38.10	5,200	198,120
NAT. DEV. BANK (+)	102.00	1,500	153,000

Company Name	Avg Price	Net change in Qty	Net Foreign Outflow
HNB (+)	200.00	(1,240,925)	(248,185,000)
JKH	131.50	(1,105,081)	(145,318,152)
SAMPATH (+)	228.23	(311,921)	(71,189,730)
CEYLON TOBACCO (+)	1,350.00	(19,268)	(26,011,800)
KAHAWATTE (+)	38.00	(525,000)	(19,950,000)
HEMAS HOLDINGS	85.00	(106,200)	(9,027,000)
TOKYO CEMENT	24.80	(240,280)	(5,958,944)
SERENDIB HOTELS[X]	13.00	(447,999)	(5,823,987)
COMMERCIAL BANK (+)	112.20	(46,544)	(5,222,237)
RESUS ENERGY	22.5	(177,662)	(3,997,395)

### Foreign Participation

- **Aggregate foreign buying** for the Week totaled up to **LKR 319Mn.**
- **Foreign sales** for the Week amounted to **LKR 807Mn.**
- **Net foreign outflow** for the Week was **LKR 488Mn**, YTD net foreign outflow presently stands at **LKR 6.62Bn**
- **TJL** notched the “Top Net Purchasers” slot with a net inflow of **LKR 25.86Mn** whilst **HNB** notched the “Top net Sellers” slot with a net outflow of **LKR 248.19Mn.**

## Movement of Net Foreign Flows



## Summary of Key Announcements during the week

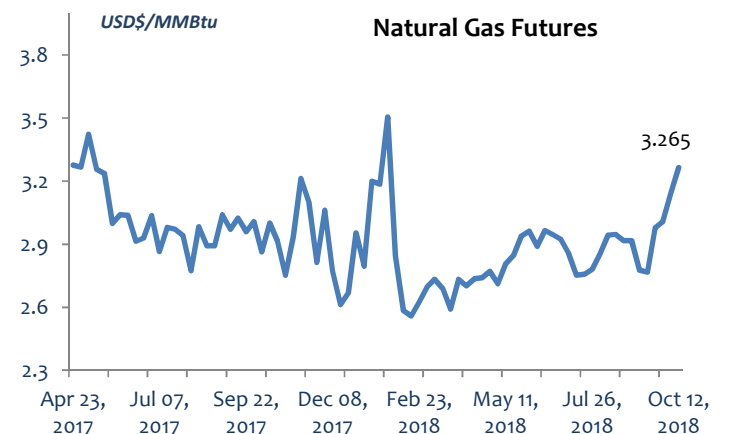
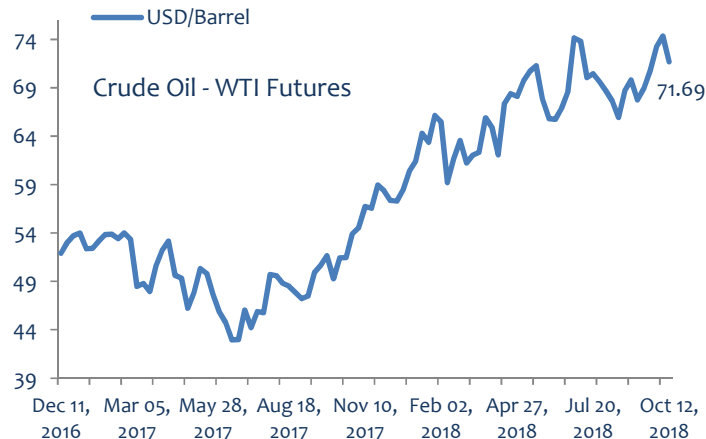
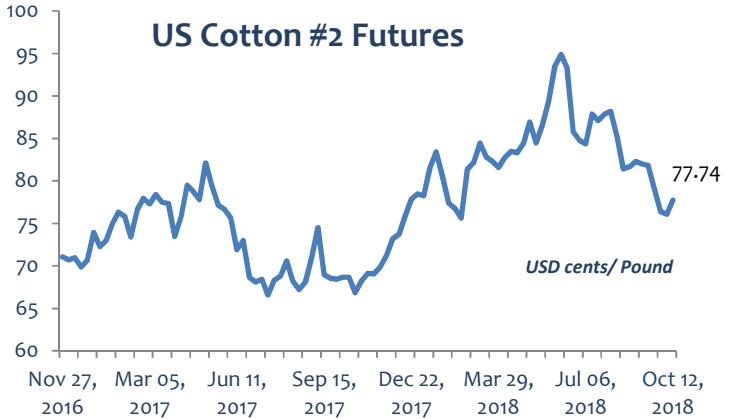
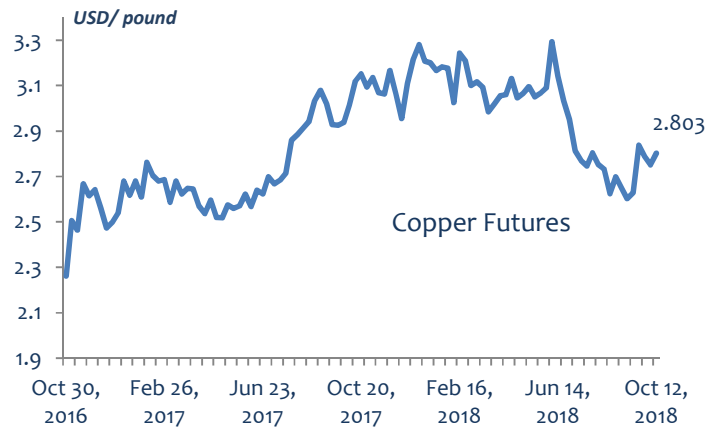
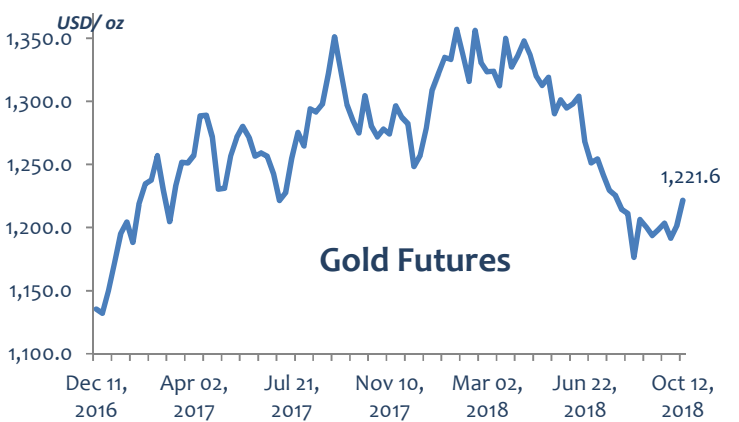
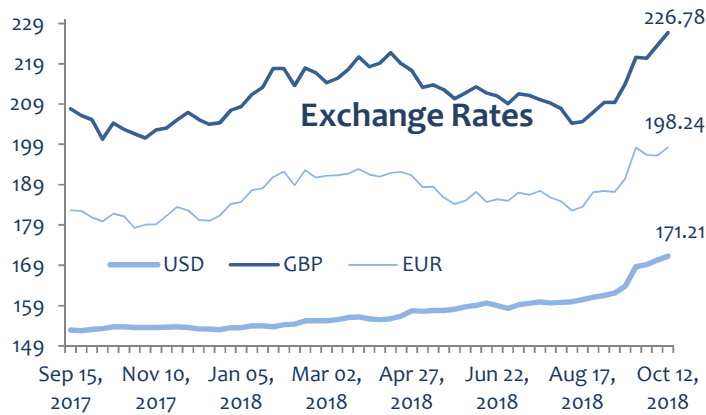
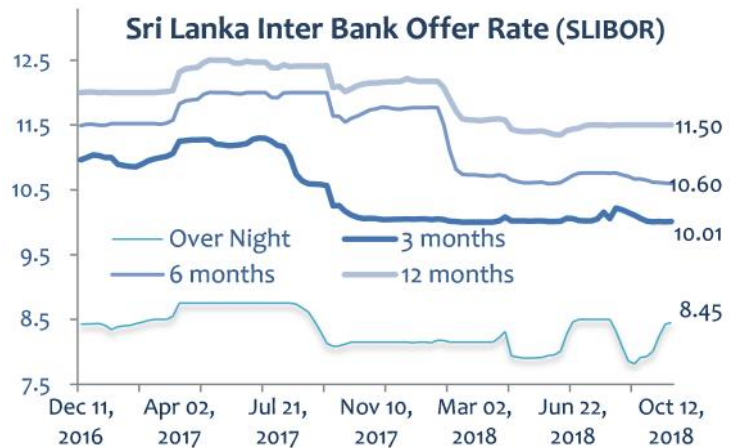
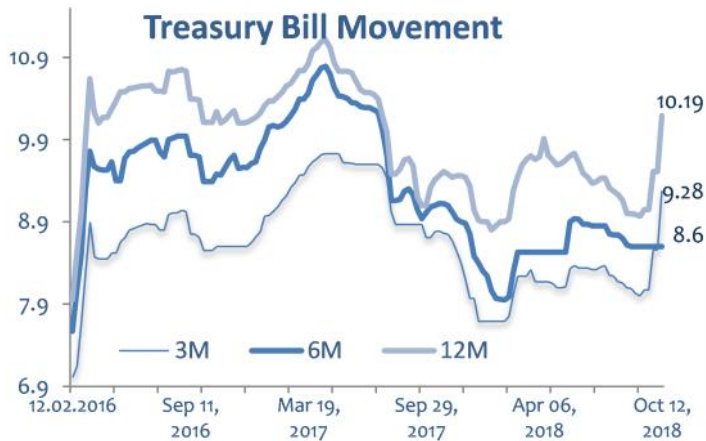
- **Lanka Realty Investments PLC** (formerly known as Ascot Holdings PLC - ASCO) said they have **received applications for 31.79Mn shares** for their recent **Rights issue** of 31.64Mn shares.
- LOLC Corporate Services (Pvt) Ltd said **Commercial Leasing & Finance PLC (CLC), Brac Lanka Finance PLC (NIFL) and LOLC Finance PLC (LOFC)** are not compliant with the Minimum Public Holding Requirement stipulated in CSE Rule 7.13.1(b). Subject to requisite regulatory approvals, the **Board of Directors propose to list debt securities and remove all equity securities**, to ensure that the Companies are not in violation of the Listing Rules, while complying with the directions of the Central Bank of Sri Lanka.
- **Asia Capital PLC (ACAP)** has not met the minimum public float requirement. Steps to be taken by the Company will take the form of a shareholder holding a substantial tranche of shares divesting a part of such shares and currently a buyer is being sourced. It is anticipated that this process will be completed within 30 days”.
- **NDB Bank PLC (NDB)** said, they have received applications for the subscription of 36.07Mn Rights (raised LKR 3.79Bn). The Rights Issue aimed LKR 6.21bn, it was only 60% subscribed.
- **Overseas Realty [Ceylon] PLC (OSEA)** said, from the last **Rights Issue** proceeds of LKR 7.28Bn, it has settled a loan of LKR 1.96Bn obtained from BOC for the **Havelock City Mixed Development Project**. The balance LKR 5.32Bn was invested in the form of equity of **Mireka Capital Land (Private) Limited (MCL) and Havelock City (Private) Limited (HCL)** [HCL is the Project company; MCL & HCL are fully owned subsidiaries of OSEA), share issuance has been completed on 30th Sep 2018.

### ➤ Dealings By Directors

Counter	Nature	Director / Company involved	No of Shares	Price	Date
BERU	Purchase	Mr. A Rajaratnam & Mr S D R Arudpragasam (Oakley Investments)	992,400	0.6	3, 4 Oct.
BERU	Disposal	Mr. A Rajaratnam	818,550	0.60	3, 4 Oct.
CFI	Purchase	Mr. A Rajaratnam (Financial Trust Limited)	5,332	47.30	4 Oct.
CFI	Disposal	Mr. A Rajaratnam	5,332	47.30	4 Oct.
CFLB	Disposal	Mr. A Rajaratnam	500	14.70	4 Oct.
CFLB	Purchase	Mr. A Rajaratnam (Financial Trust Limited)	15,500	14.70	4, 10 Oct.
CFLB	Purchase	Mr. A Rajaratnam & Mr S D R Arudpragasam (Oakley Investments)	100,900	15.3	3rd Oct
COLO	Purchase	Mr A Rajaratnam (Financial Trust)	5,055	42.0 - 44.0	3, 4, 10 Oct.
CSF	Purchase	Mr Victor Ramanan	25,585,390	0.80	10 Oct.
CSF	Disposal	Mr J Rudar	25,585,390	0.80	10 Oct.
CSF	Right Subscribe	Mr Jayantha Dharmadasa - Chairman	50,000,000	1.00	25 Sep.
CSF		Mr Victor Ramanan	500,000,000	1.00	25 Sep.
CSF		Mr Harshith Dharmadasa - Dep Chairman	50,000,000	1.00	25 Sep.
CTEA	Purchase	Merril J Fernando (Chairman)	8,000	600.00	4th Oct.
CTHR	Purchase	Odeon Holdings (Mr L R Page- Chairman)	71,000	180.00	10 Oct.
CTHR	Purchase	Dr A Aranvinda Page	50,000	180.0	10 Oct.
HASU	Purchase	Mr D R Abeyesuriya	1,000	107.00	5 Oct.
KOTA	Disposal	Mr. A Rajaratnam	410	8.00	5, 8, 9 Oct.
PABC	Disposal	Mr J D N Kekulawala	3,900	13.40	10 Oct.
RAL	Purchase	Renuka Foods PLC (COCO)	7,128,353	2.00	8 Oct.
RAL	Disposal	Renuka Capital PLC (KZOO)	7,000,000	2.00	8 Oct.
SHOT.X	Purchase	JB investments, JB Capital, Maxwell Enterprises (Mr Murtaza Jafferjee)	225,000	13.00	3rd Oct

# Economic Indicators & Other Statistics

Source: investing.com & cbsl.gov.lk



## Contact Information

### Head Office

#### Sales Team

Thakshila Hulangamuwa	thakshi@ashaphillip.net	+94 11 2429108
Upul Priyantha	upul@ashaphillip.net	+94 11 2429106
Shanmugam Sudhagar	sudha@ashaphillip.net	+94 11 2429107
Vasantha Wicramasinghe	vasantha@ashaphillip.net	+94 11 2429114

#### Research

Visahan Arumainayaham	visahan@ashaphillip.net	+94112429139
Nishani Ruwanpathirana	nishani@ashaphillip.net	+94 112429137

### Regional Offices

#### Colombo (H/O)

# 60, 5th Lane,  
Colombo 03.  
Tel - 94 112429100  
Fax - 94 112429199  
www.ashaphillip.net

#### Matara

#24-1/3A,  
E.H. Cooray Tower, 2<sup>nd</sup> Floor,  
Anagarika Dharmapala Mw,  
Matara.  
Tel: 041 2235191-5

#### Jaffna

#147, 2/3  
K.K.S. Road,  
Jaffna.  
Tel: 021 2221614

#### Kandy

# 88, Ceybank House, Dalada Vidiya,  
Kandy.  
Tel. 081 2204750

#### Kiribathgoda

#94, Udeshi City Shopping Complex,  
2nd Floor, #2/12, Makola Road,  
Kiribathgoda.  
Tel. 011 2908511

#### Negombo

#72 A 2/1,  
Old Chilaw Road,  
Negombo.  
Tel. 031 2227474

#### Gampaha

#116, Sanasa Ideal Complex,  
Bauddhaloka Mawatha,  
Gampaha.  
Tel. 033 2234888

#### Important Information

This document has been prepared and issued by Asha Phillip Securities Ltd, on the basis of publicly available information, internally developed data and other sources, believed to be reliable. Whilst all responsible care has been taken to ensure that the facts stated are accurate and the opinions given are fair and reasonable neither Asha Phillip Securities Ltd, nor any Director Officer or employee, shall in any way be responsible for any decisions made on its contents. Asha Phillip Securities Ltd may act as a Broker in the investments which are the subject of this document or related investments and may have acted upon or used the information contained in this document, or the research or analysis on which it is based, before its publication. Asha Phillip Securities Ltd., Its Directors, Officers or Employees may also have a position or be otherwise interested in the investments referred to in this document. This is not an offer to sell or buy the investments referred to in this document.