

WEEKLY STOCK MARKET HIGHLIGHTS

Friday, 14 December 2018



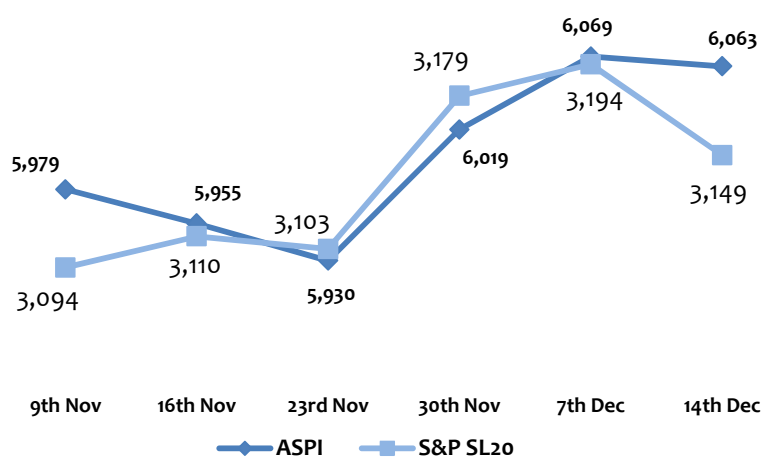
ASHA PHILLIP
SECURITIES LTD

Sri Lanka

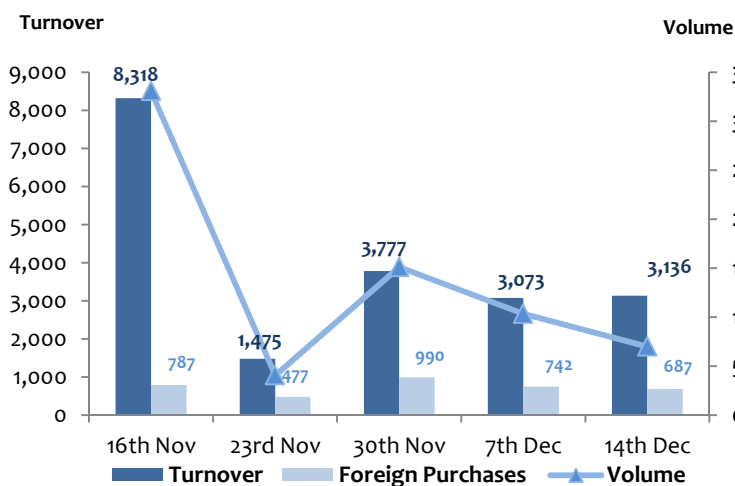
Market Statistics.

Index	14th Dec	7th Dec	Change	% Change
ASPI	6,062.55	6,069.22	↓ (6.67)	↓ -0.11%
S&P SL20	3,149.43	3,193.99	↓ (44.56)	↓ -1.40%
Market Statistics (Mn)		14th Dec	7th Dec	% Change
Turnover (Rs.)		3,135.65	3,072.61	↑ 2.1%
Domestic Purchases		2,448.39	2,330.72	↑ 5.0%
Domestic Sales		1,484.92	1,401.60	↑ 5.9%
Foreign Purchases		687.26	741.89	↓ -7.4%
Foreign Sales		1,650.72	1,671.01	↓ -1.2%
Share Volume (No.)		69.95	103.31	↓ -32.3%
Market Cap (Rs. Bn)		2,844.22	2,847.35	↓ -0.1%
PER		9.66	9.67	↓ -0.1%
PBV		1.18	1.18	↓ 0.0%

Market Indices.



Turnover, Volume and Foreign Purchase.



Performance of the Market

- Monday: Increased political uncertainty in the country and foreign selling on large caps weighed on the Bourse. ASPI lost 25.73 points (-0.42%).
- Tuesday: Investors were on cautious stance; activities improved on wide range of securities; decline in large caps continued to weigh on the Bourse. ASPI lost 17.23 points (-0.29%).
- Wednesday: Insurance sector counters recorded considerable gains on speculation. Off board deals contributed 55% of the turnover. ASPI gained 9.01 points (+0.15%). T-Bill yields increased.
- Thursday: BFI sector dominated with 88% of the turnover, where 74% was foreign sale on COMB; Insurance sector rallied for the second consecutive day. ASPI gained 24.93 points (+0.41%).
- Friday: Bourse witnessed another sluggish session following the court ruling; speculative counters declined; investors were seen cautiously waiting for the progress of country's political & economic environment. ASPI gained 2.35 points (+0.04%).

Summary

- ASPI was moved between 6,020.22 - 6,082.94 points and settled the week on negative note at 6,062.55 with a loss of 6.67 points (-0.11%).
- The S&P SL20 Index also followed the same trend and settled the week on negative note at 3,149.43 with a loss of 44.56 points (-1.40%).
- The total turnover for the week recorded as LKR 3.14Bn, up by 2% from its previously recorded LKR 3.07Bn; foreign investors remained net.
- Off board trades represented 37% of the week's turnover, for LKR 1.15Bn through 21 trades.

Sectorial Overview

- Bank Finance & Insurance (BFI) sector stood on top providing LKR 1,392Mn capturing 44% of the week's total turnover.
- Diversified Holdings (DIV) and Footwear & Textile (F&T) sectors stood second and third providing LKR 904Mn and LKR 449Mn respectively to the weekly aggregated turnover.

Weekly Market Highlights & Statistics

Highest Turnover

Company Name	Share Vol.	Turnover (LKR)	Low (LKR)	High (LKR)	Cur.Week Close	Prv.Week Close	Change (LKR)	Change
JOHN KEELLS HOLDINGS PLC	5,110,099	788,611,032	158.00	161.50	160.50	161.00	(0.50)	-0.31%
COMMERCIAL BANK OF CEYLON PLC	5,952,156	692,012,099	115.1	118.5	116.00	118.80	(2.80)	-2.36%
ODEL PLC	16,671,040	446,786,167	28.00	29.40	29.20	30.00	(0.80)	-2.67%
SAMPATH BANK PLC	572,153	136,581,772	237.00	242.90	237.00	242.70	(5.70)	-2.35%
HATTON NATIONAL BANK PLC	613,157	131,139,314	212.00	218.90	215.00	219.30	(4.30)	-1.96%

Highest Volume

Company Name	Share Vol.	Turnover (LKR)	Low (LKR)	High (LKR)	Cur.Week Close	Prv.Week Close	Change (LKR)	Change
ODEL PLC	16,671,040	446,786,167	28.00	29.40	29.20	30.00	(0.80)	-2.67%
DIALOG AXIATA PLC	10,362,895	109,700,362	10.30	11.10	10.30	10.90	(0.60)	-5.50%
COMMERCIAL BANK OF CEYLON PLC	5,952,156	692,012,099	115.10	118.50	116.00	118.80	(2.80)	-2.36%
JOHN KEELLS HOLDINGS PLC	5,110,099	788,611,032	158.00	161.50	160.50	161.00	(0.50)	-0.31%
VIDULLANKA PLC	3,165,751	14,274,952	4.50	4.90	4.50	4.80	(0.30)	-6.25%

Top Gainers

Company Name	VWA Week Close	Change (LKR)	Change %	Turnover (LKR)
A I A INSURANCE	1,826.50	567.20	45.04	22,378,135.6
MORISONS [X]	532.90	100.70	23.30	59,152
DUNAMIS CAPITAL	42.00	6.60	18.64	6,669,034.00
JETWING SYMPHONY	12.00	1.20	11.11	12,000.00
HNB ASSURANCE	125.50	12.00	10.57	118,992,517.50

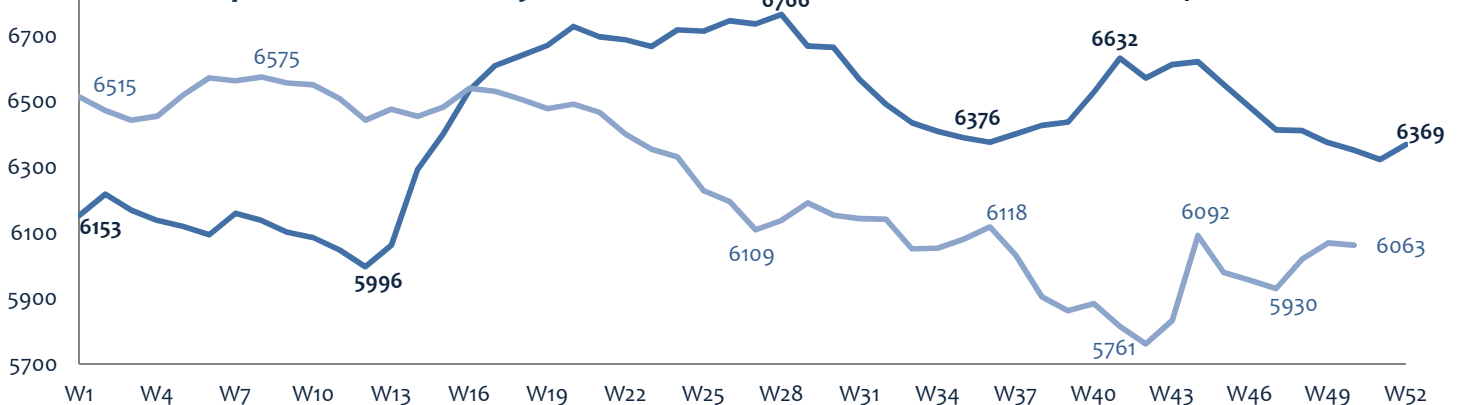
Top Losers

Company Name	VWA Week Close	Change (LKR)	Change %	Turnover (LKR)
S M B LEASING [X]	0.20	(0.10)	(33.33)	32,345.20
BLUE DIAMONDS	0.50	(0.10)	(16.67)	39,695
PARAGON	50.10	(9.00)	(15.23)	77,846.50
MULLERS	0.60	(0.10)	(14.29)	15,771.30
CEYLON PRINTERS	65.00	(10.50)	(13.91)	35,813.2

Crossings

Name	Symbol	Avg Price	Trades	T.Volume	Turnover
Odel PLC	ODEL.N0000	26.80	1	16,670,000	446,756,000
Commercial Bank Of Ceylon PLC	COMB.N0000	116.06	11	2,967,551	344,424,128
Hatton National Bank PLC	HNB.N0000	214.00	2	466,000	99,724,000
Sampath Bank PLC	SAMP.N0000	238.00	2	331,951	79,004,338
Lion Brewery Ceylon PLC	LION.N0000	555.00	2	135,965	75,460,575
National Development Bank PLC	NDB.N0000	106.50	1	470,167	50,072,786
Melstacorp Limited PLC	MELS.N0000	50.00	1	572,680	28,634,000
Hemas Holdings PLC	HHL.N0000	86.50	1	306,041	26,472,547

All Share price Index - Weekly Chart



Foreign Transactions.

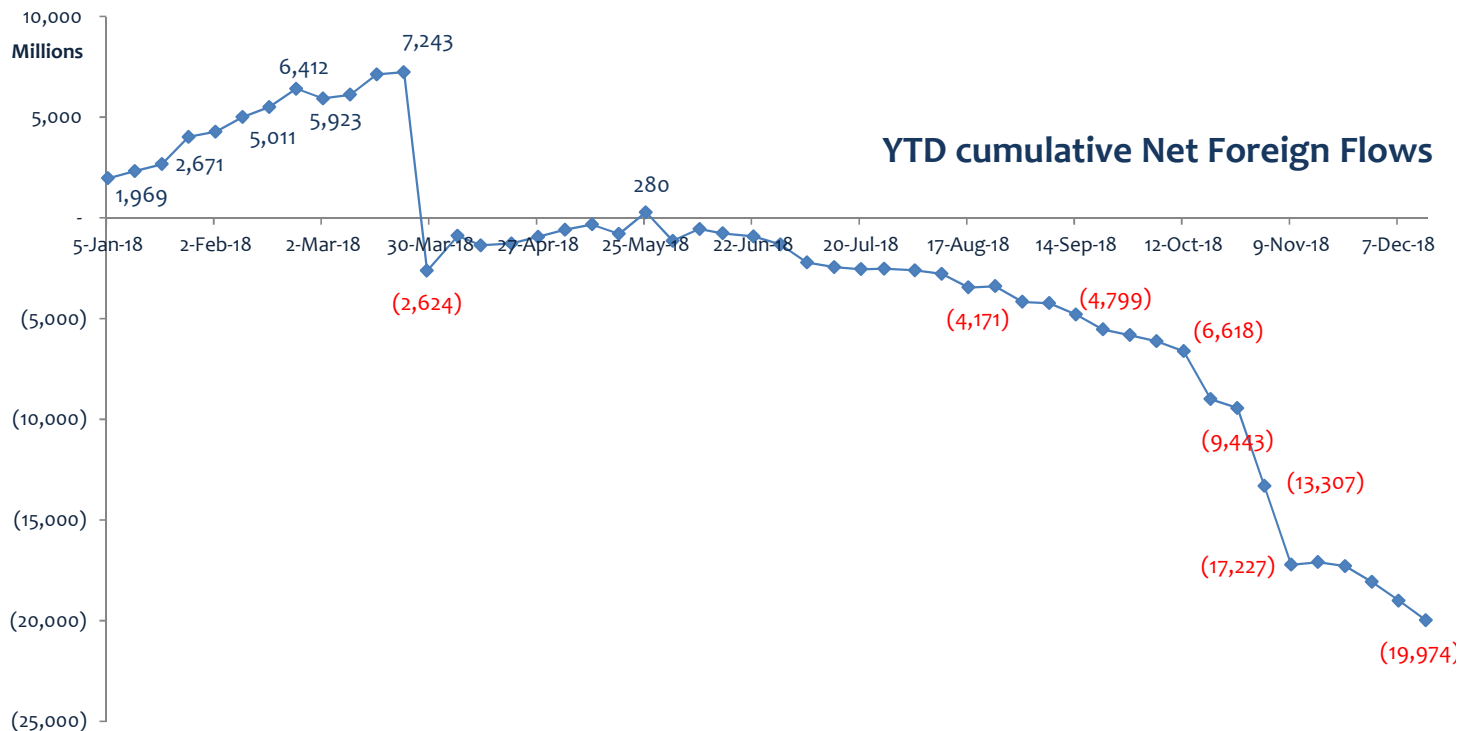
Company Name	Avg Price	Net change in Qty	Net Foreign Inflow
SAMPATH (+)	238.44	400,545	95,506,585
HNB (+)	214.26	348,781	74,729,421
TEEJAY LANKA	32.79	307,144	10,072,720
SOFTLOGIC CAP	6.05	980,000	5,930,000
HNB ASSURANCE (+)	125.00	38,615	4,826,875
VALLIBEL FINANCE	70.00	29,227	2,045,890
CEYLON BEVERAGE	725.00	1,951	1,414,475
LANKA ALUMINIUM	61.03	17,694	1,079,873
RENUKA FOODS	13.50	72,150	974,025
CENTRAL FINANCE	90.00	10,816	973,440

Company Name	Avg Price	Net change in Qty	Net Foreign Outflow
JKH	160.00	(3,351,104)	(536,180,676)
COMMERCIAL BANK (+)	116.13	(3,300,572)	(383,296,386)
DIALOG (+)	10.55	(7,355,717)	(77,631,161)
LION BREWERY	555.00	(75,981)	(42,169,455)
HEMAS HOLDINGS	86.50	(396,041)	(34,257,547)
MELSTACORP	50.00	(572,680)	(28,634,000)
ACCESS ENG SL	15.73	(1,590,895)	(25,025,974)
NESTLE (+)	1,700.00	(3,700)	(6,290,000)
AITKEN SPENCE	46.32	(114,539)	(5,305,677)
CEYLINCO INS.[X]	950.3	(5,490)	(5,216,908)

Foreign Participation

- **Aggregate foreign buying** for the Week totaled up to **LKR 687Mn.**
- **Foreign sales** for the Week amounted to **LKR 1,651Mn.**
- **Net foreign outflow** for the Week was **LKR 963Mn**, **YTD net foreign outflow** presently stands at **LKR 19.97Bn**
- **SAMP** notched the “Top Net Purchasers” slot with a net inflow of **LKR 96Mn** whilst **JKH** notched the “Top net Sellers” slot with a net outflow of **LKR 536Mn.**

Movement of Net Foreign Flows



Summary of Key Announcements during the week

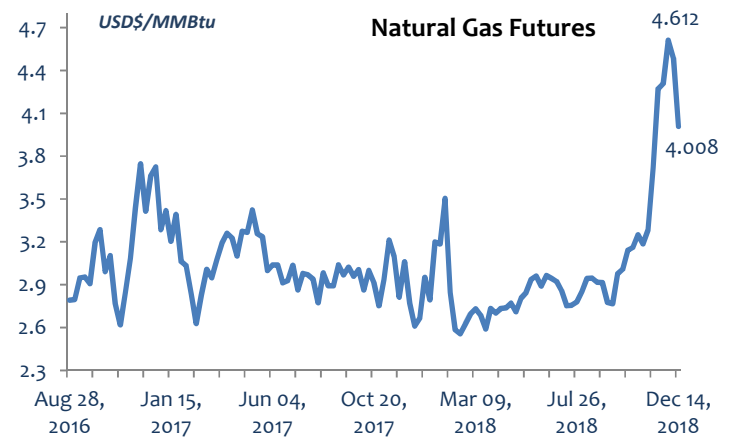
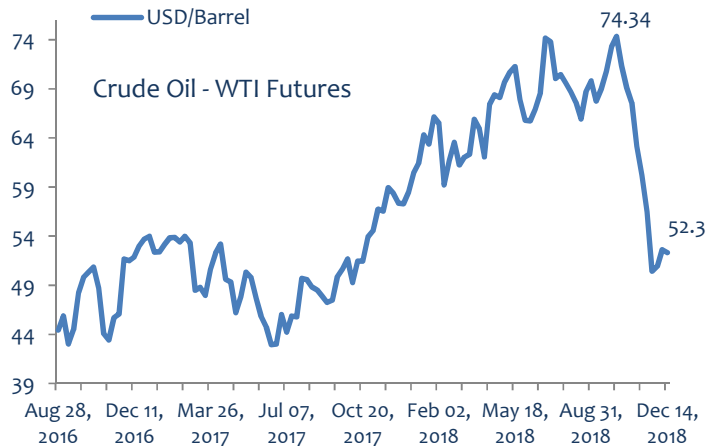
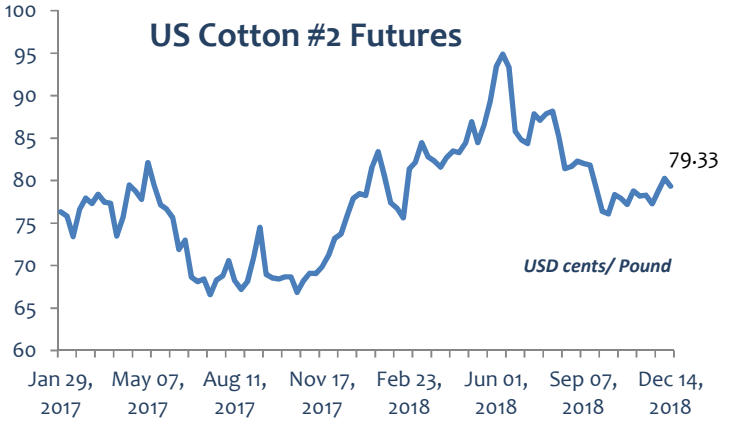
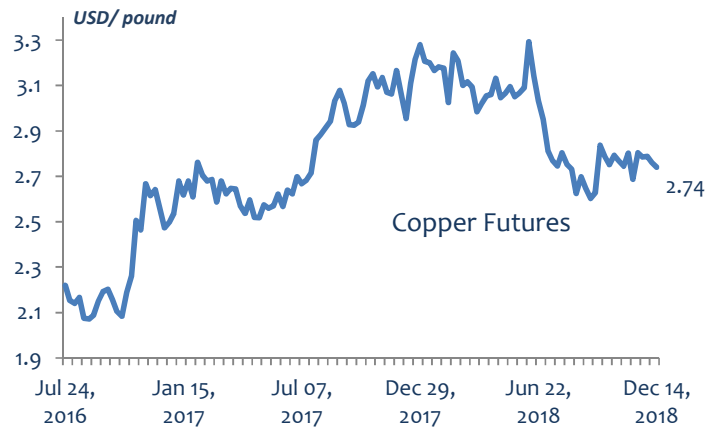
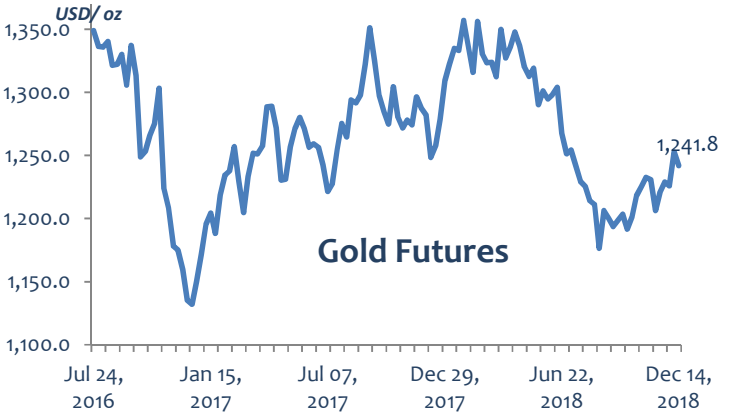
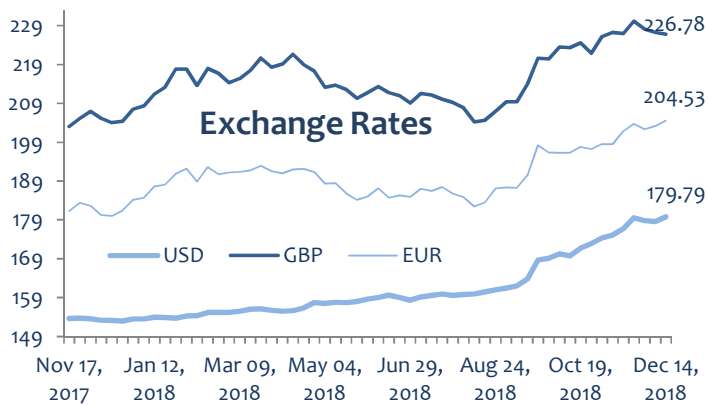
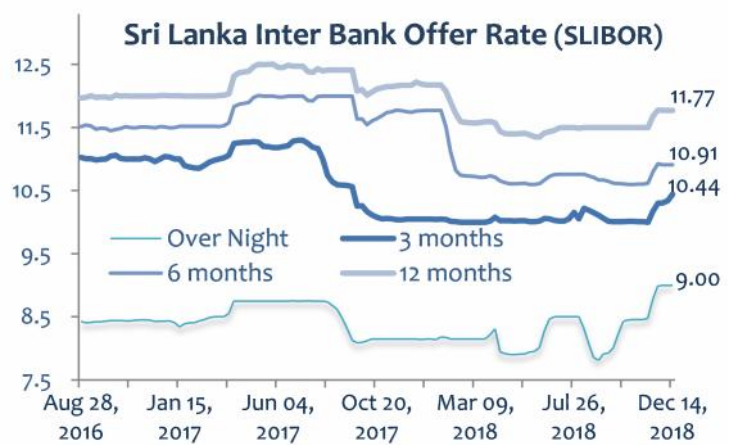
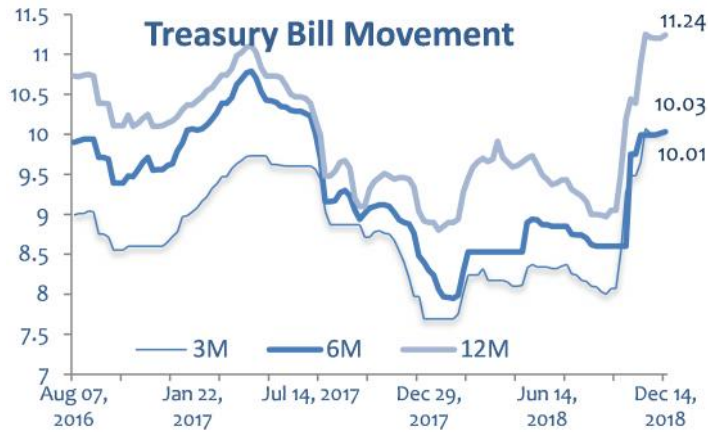
- CSE said, Trading of **Adam Investments PLC (AINV)**, **Ceylon & Foreign Trades PLC (CFT)**, **Lucky Lanka Milk Processing Company PLC (LLMP)**, **Adam Capital PLC (PCHH)** & **Radiant Gems International PLC (RGEM)**, which are on the Watch List, **were suspended with effect from 10th Dec 2018** in terms of Rule 7.5 (e) (7) of the CSE Listing Rules **for Non-submission of the Annual Reports** for the year ended 31st March 2018.
- **Adam Capital PLC (PCHH)**, **Adam Investments PLC (AINV)** & **Ceylon & Foreign Trades PLC (CFT)** said, they were unable to publish the annual reports for the year ended 31st March 2018 as disclosed on 27th Sep 2018 due to a deviation from the action plan. They are in the process of completing the annual reports and will take necessary action to publish the same within two months from the date of imposing the trading suspension on the securities.
- CSE said, **issuance of Shares** announced by **Adam Capital PLC (PCHH)**, **Adam Investments PLC (AINV)** & **Ceylon & Foreign Trades PLC (CFT)** **will not be preceded** until such time the respective companies comply with the applicable listing rules.
- **Janashakthi PLC (JANA)** said, their **Voluntary Offer** on **Dunamis Capital PLC (CSEC)** was expired on 10th Dec 2018. Acceptances of the Offer received for 70Mn shares of CSEC (56.94% stake). Accordingly, at the completion of the above Offer, JANA holds 120.6Mn shares in CSEC (98.08% shareholding).
- Board of **Asiri Hospital Holdings PLC (ASIR)** and **Asiri Hospital Kandy (Private) Limited (AHKL)** have resolved to **amalgamate AHKL** (fully owned subsidiary of ASIR) **with ASIR**, in terms of Section 242(1) of the Companies Act No. 07 of 2007 on 28th Sep 2018 whereby ASIR will remain and AHKL will cease to exist. The amalgamation is to be effective upon the Registrar General of Companies issuing the Certificate of Amalgamation.

➤ Dealings By Directors

Counter	Nature	Director / Company involved	No of Shares	Price	Date
CFI	Purchase	Mr. A Rajaratnam (Financial Trust Limited)	1,900	50.00	06 Dec.
COLO	Purchase	Mr. A Rajaratnam (Financial Trust Limited)	213	44.80	4 Dec.
HASU	Purchase by Independent non-ex Director Dr Sivakumar Selliah's related parties	Andysel Pvt Ltd -	50,000	113.00	10 Dec.
		Arunodhaya Pvt Ltd	50,000		
		Dr S Selliah	100,000		
		Mrs A Kailasapillai	100,000		
		Arunodhaya Industries Pvt Ltd	50,000		
		Arunodhaya Investments Pvt Ltd	50,000		
		Mrs A Selliah	100,000		
LION	Purchase	Carson Cumberbatch PLC	301,302	555.00	07, 11 Dec.
NDB	Purchase	MJF Holdings Ltd (Mr Malik Fernando spouse of Mrs Kimarli Fernando [Non- Ex Director @ NDB])	470,167	106.50	12 Dec.
SCAP	Purchase	Mr Ashok Pathirage	500,000	5.8 - 6.0	03 Dec.
SIGV	Purchase	Mr. A Rajaratnam (Financial Trust Limited)	6,100	40.50	06 Dec.
VLL	Purchase	Mr S R Mather	3,000,000	4.50	12 Dec.

Economic Indicators & Other Statistics

Source: *investing.com* & *cbsl.gov.lk*



Contact Information

Head Office

Sales Team

Thakshila Hulangamuwa	thakshi@ashaphillip.net	+94 11 2429108
Upul Priyantha	upul@ashaphillip.net	+94 11 2429106
Shanmugam Sudhagar	sudha@ashaphillip.net	+94 11 2429107
Vasantha Wicramasinghe	vasantha@ashaphillip.net	+94 11 2429114

Research

Visahan Arumainayaham	visahan@ashaphillip.net	+94112429139
Nishani Ruwanpathirana	nishani@ashaphillip.net	+94 112429137

Regional Offices

Colombo (H/O)

60, 5th Lane,
Colombo 03.
Tel - 94 112429100
Fax - 94 112429199
www.ashaphillip.net

Matara

#24-1/3A,
E.H. Cooray Tower, 2nd Floor,
Anagarika Dharmapala Mw,
Matara.
Tel: 041 2235191-5

Jaffna

#147, 2/3
K.K.S. Road,
Jaffna.
Tel: 021 2221614

Kandy

88, Ceybank House, Dalada Vidiya,
Kandy.
Tel. 081 2204750

Kiribathgoda

#94, Udeshi City Shopping Complex,
2nd Floor, #2/12, Makola Road,
Kiribathgoda.
Tel. 011 2908511

Negombo

#72 A 2/1,
Old Chilaw Road,
Negombo.
Tel. 031 2227474

Gampaha

#116, Sanasa Ideal Complex,
Buddhaloka Mawatha,
Gampaha.
Tel. 033 2234888

Important Information

This document has been prepared and issued by Asha Phillip Securities Ltd, on the basis of publicly available information, internally developed data and other sources, believed to be reliable. Whilst all responsible care has been taken to ensure that the facts stated are accurate and the opinions given are fair and reasonable neither Asha Phillip Securities Ltd, nor any Director Officer or employee, shall in any way be responsible for any decisions made on its contents. Asha Phillip Securities Ltd may act as a Broker in the investments which are the subject of this document or related investments and may have acted upon or used the information contained in this document, or the research or analysis on which it is based, before its publication. Asha Phillip Securities Ltd., Its Directors, Officers or Employees may also have a position or be otherwise interested in the investments referred to in this document. This is not an offer to sell or buy the investments referred to in this document.