

WEEKLY STOCK MARKET HIGHLIGHTS

Thursday, 14 June 2018



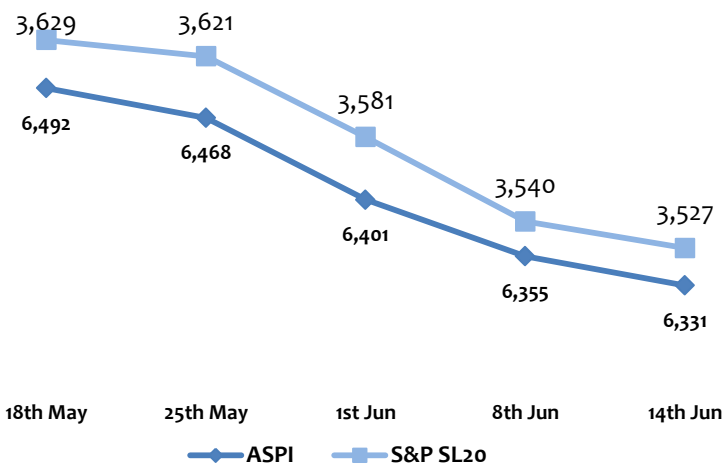
**ASHA PHILLIP
SECURITIES LTD**

Sri Lanka

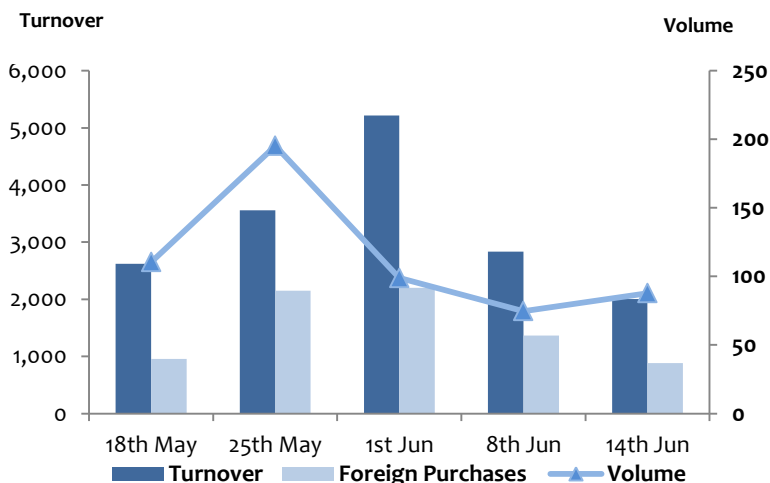
Weekly Market Statistics.

| Index | 14th Jun | 8th Jun | Change | % Change |
|--------------------------------|----------|---------------|---------------|----------|
| ASPI | 6,331.10 | 6,354.92 | ↓ (23.82) | ↓ -0.37% |
| S&P SL20 | 3,526.93 | 3,539.93 | ↓ (13.00) | ↓ -0.37% |
| Market Statistics | | 14th Jun | 8th Jun | |
| Value of Turnover(Rs.) | | 2,003,515,987 | 2,834,461,191 | |
| Domestic Purchases | | 1,122,581,357 | 1,468,733,507 | |
| Domestic Sales | | 903,599,617 | 2,056,377,398 | |
| Foreign Purchases | | 881,954,630 | 1,365,727,683 | |
| Foreign Sales | | 1,099,916,371 | 778,083,792 | |
| Volume of Turnover (No.) | | 87,741,090 | 74,673,570 | |
| Market Capitalization (Rs. Bn) | | 2,956.65 | 2,967.70 | |
| PER | | 10.62 | 10.66 | |
| PBV | | 1.28 | 1.28 | |

Market Indices.



Turnover, Volume and Foreign Purchase.



Weekly Performance of the Market

- Following steep declines witnessed in several investor favorite counters along with considerable selling pressure during last couple weeks, many investors took the cautious stance. Foreign investors turned net sellers during the week. Prevailing highly volatile global economic conditions and the unstable political environment in the country increases the worries of investors. Tea prices also declined further during the weekly auctions.
- Benchmark index ASPI moved between 6,329.33 - 6,361.04 points and settled on negative note for the fourth consecutive week at 6,331.10 with a loss of 23.82 points (-0.37%).
- The S&P SL20 Index also followed the same trend and settled the week on negative terrain at 3,526.93 with a loss of 13 points (-0.37%)
- The total turnover for the week recorded as LKR 2.00Bn, charting a drop of 29% from its previously recorded LKR 2.83Bn.
- Off board trades have contributed 17% of the week's total turnover, accounting for LKR 338Mn through 10 trades.

Sectorial Overview

- Bank Finance and Insurance (BFI) sector stood on top providing LKR 948Mn capturing 47% of the week's total turnover.
- Diversified Holdings (DIV) and Beverage Food & Tobacco (BFT) sectors stood second and third providing LKR 584Mn and LKR 184Mn respectively to the daily aggregated turnover.

Foreign Participation

- Aggregate foreign buying for the Week totaled up to LKR 0.88Bn (44% of the turnover)
- Foreign sales for the Week amounted to LKR 1.1Bn. (55% of the turnover)
- Net foreign outflow for the Week was LKR 0.22Bn, YTD net foreign outflow presently stands at LKR 0.76Bn.
- HNB notched the "Top Net Purchasers" slot with a net inflow of LKR 67.76Mn whilst COMB notched the "Top net Sellers" slot with a net outflow of LKR 288.1Mn.

Weekly Market Highlights & Statistics

Highest Turnover for the Week

| Company Name | Share Vol. | Turnover (LKR) | Low (LKR) | High (LKR) | Cur.Week Close | Prv.Week Close | Change (LKR) | Change |
|-------------------------------|------------|----------------|-----------|------------|----------------|----------------|--------------|--------|
| COMMERCIAL BANK OF CEYLON PLC | 4,045,866 | 518,196,886 | 127.90 | 129.00 | 128.00 | 128.30 | (0.30) | -0.23% |
| HEMAS HOLDINGS PLC | 3,455,781 | 397,412,645 | 113.50 | 119.70 | 114.00 | 115.10 | (1.10) | -0.96% |
| HATTON NATIONAL BANK PLC | 341,964 | 82,682,934 | 241.00 | 244.00 | 241.10 | 240.20 | 0.90 | 0.37% |
| RENUKA AGRI FOODS PLC | 34,937,056 | 73,349,751 | 2.00 | 2.10 | 2.10 | 2.10 | - | 0.00% |
| SAMPATH BANK PLC | 227,554 | 71,432,512 | 311.40 | 316.80 | 313.60 | 316.40 | (2.80) | -0.88% |

Highest Volume for the Week

| Company Name | Share Vol. | Turnover (LKR) | Low (LKR) | High (LKR) | Cur.Week Close | Prv.Week Close | Change (LKR) | Change |
|-------------------------------|------------|----------------|-----------|------------|----------------|----------------|--------------|--------|
| RENUKA AGRI FOODS PLC | 34,937,056 | 73,349,751 | 2.00 | 2.10 | 2.10 | 2.10 | - | 0.00% |
| DIALOG AXIATA PLC | 4,210,183 | 60,587,658 | 14.10 | 14.40 | 14.10 | 14.20 | (0.10) | -0.70% |
| COMMERCIAL BANK OF CEYLON PLC | 4,045,866 | 518,196,886 | 127.90 | 129.00 | 128.00 | 128.30 | (0.30) | -0.23% |
| HEMAS HOLDINGS PLC | 3,455,781 | 397,412,645 | 113.50 | 119.70 | 114.00 | 115.10 | (1.10) | -0.96% |
| EXPOLANKA HOLDINGS PLC | 3,284,622 | 14,778,449 | 4.40 | 4.60 | 4.50 | 4.50 | - | 0.00% |

Top Gainers For the Week

| Company Name | VWA Week Close | Change (LKR) | Change % | Turnover (LKR) |
|-----------------|----------------|--------------|----------|----------------|
| SWARNAMAHAL FIN | 1.80 | 0.30 | 20.00 | 1,977,545.4 |
| ADAM CAPITAL | 0.60 | 0.10 | 20.00 | 8,073.20 |
| TESS AGRO [X] | 0.70 | 0.10 | 16.67 | 61,736.00 |
| ROYAL PALMS | 18.60 | 2.40 | 14.81 | 2,086.60 |
| E B CREAMY | 1,375.50 | 175.50 | 14.63 | 220,087.00 |

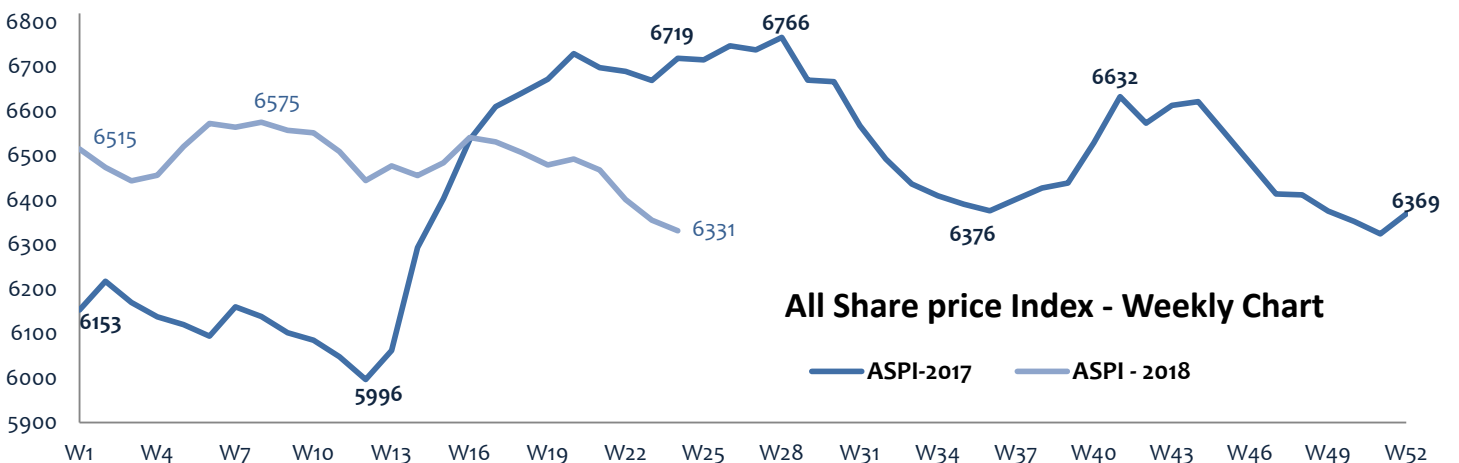
Top Losers For the Week

| Company Name | VWA Week Close | Change (LKR) | Change % | Turnover (LKR) |
|-------------------|----------------|--------------|----------|----------------|
| S M B LEASING [X] | 0.20 | (0.10) | (33.33) | 25,388.00 |
| BLUE DIAMONDS [X] | 0.30 | (0.10) | (25.00) | 40,265 |
| RAMBODA FALLS | 17.30 | (2.70) | (13.50) | 15,278.50 |
| BERUWALA RESORTS | 0.70 | (0.10) | (12.50) | 34,752.30 |
| BLUE DIAMONDS | 0.70 | (0.10) | (12.50) | 287,735.2 |

Summarized crossings for the week

| Name | Symbol | Avg Price | Trades | T.Volume | Turnover |
|--------------------------------|------------|-----------|--------|------------|------------|
| Commercial Bank Of Ceylon PLC | COMB.N0000 | 128.00 | 4 | 721,893 | 92,402,304 |
| Renuka Agri Foods PLC | RAL.N0000 | 2.10 | 1 | 34,735,743 | 72,945,060 |
| Melstacorp Limited PLC | MELS.N0000 | 54.50 | 1 | 1,000,000 | 54,500,000 |
| Ceylon Tobacco Company PLC | CTC.N0000 | 1,115.00 | 1 | 34,532 | 38,503,180 |
| Sampath Bank PLC | SAMP.N0000 | 313.90 | 1 | 96,095 | 30,164,221 |
| Richard Pieris And Company PLC | RICH.N0000 | 12.00 | 1 | 2,103,108 | 25,237,296 |
| Lion Brewery Ceylon PLC | LION.N0000 | 575.00 | 1 | 42,327 | 24,338,025 |

Movement of ASPI



Weekly Foreign Transactions.

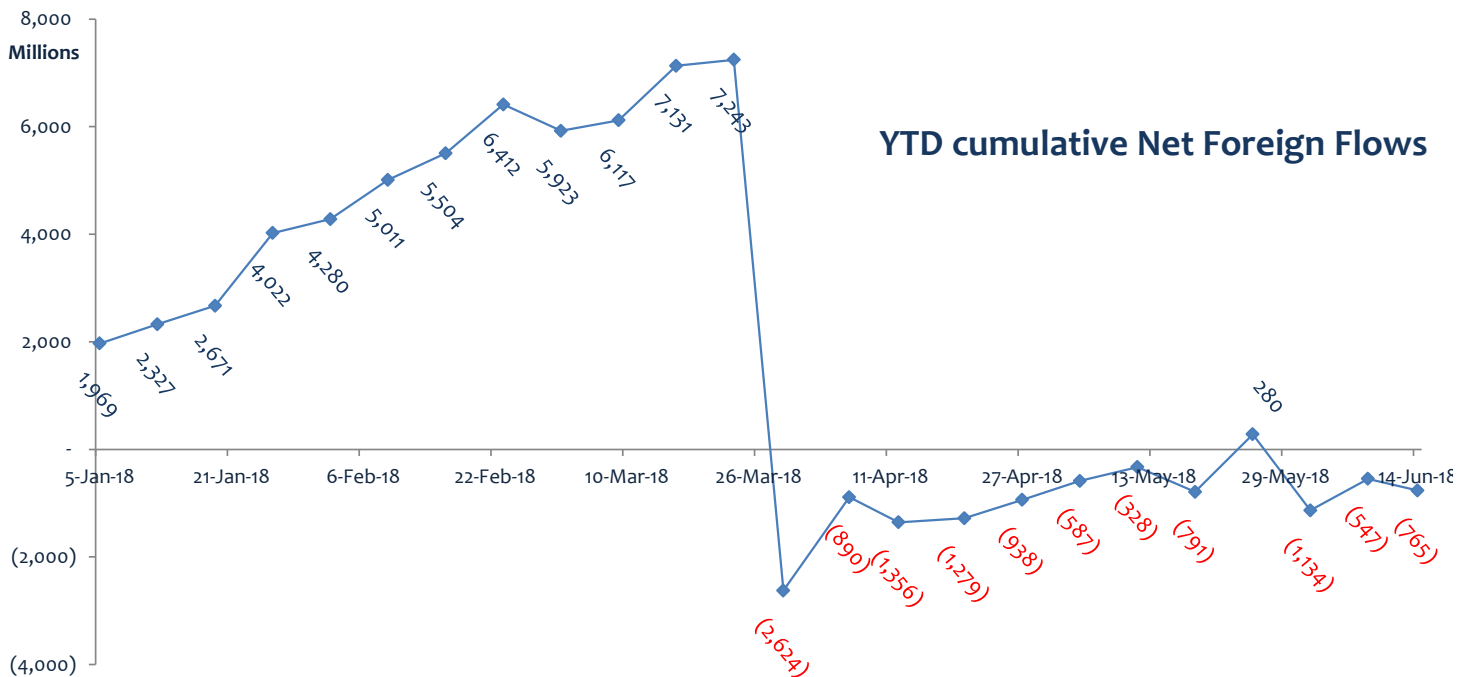
| Company Name | Avg Price | Net change in Qty | Net Foreign Inflow |
|-------------------|-----------|-------------------|--------------------|
| HNB (+) | 242.00 | 279,980 | 67,755,160 |
| DIALOG (+) | 14.40 | 3,795,775 | 54,659,160 |
| SAMPATH (+) | 313.60 | 98,579 | 30,914,374 |
| LION BREWERY | 575.00 | 48,829 | 28,076,675 |
| JKH | 156.00 | 170,231 | 26,556,036 |
| RICHARD PIERIS | 12.00 | 2,119,472 | 25,433,664 |
| NATIONS TRUST (+) | 91.00 | 100,000 | 9,100,000 |
| DISTILLERIES | 21.50 | 311,198 | 6,690,757 |
| HNB ASSURANCE (+) | 112.00 | 51,120 | 5,725,440 |
| ELPITIYA | 22.80 | 162,963 | 3,715,556 |

| Company Name | Avg Price | Net change in Qty | Net Foreign Outflow |
|--------------------|-----------|-------------------|---------------------|
| COMMERCIAL BANK | 128.00 | (2,250,818) | (288,104,704) |
| RENUKA AGRI | 2.10 | (34,687,433) | (72,843,609) |
| MELSTACORP | 54.70 | (1,106,160) | (60,506,952) |
| HEMAS HOLDINGS | 115.00 | (199,800) | (22,977,000) |
| COMMERCIAL BANK[X] | 99.50 | (171,139) | (17,028,331) |
| HNB[X.0000] (+) | 183.00 | (83,153) | (15,216,999) |
| ACCESS ENG SL | 16.10 | (206,875) | (3,330,688) |
| FIRST CAPITAL | 29.10 | (104,584) | (3,043,394) |
| PIRAMAL GLASS | 4.80 | (428,742) | (2,057,962) |
| LANKA IOC | 33.4 | (48,440) | (1,617,896) |

Foreign Participation

- **Aggregate foreign buying** for the Week totaled up to **LKR 881.95Mn.**
- **Foreign sales** for the Week amounted to **LKR 1,099.92Mn.**
- **Net foreign outflow** for the Week was **LKR 217.96Mn**, **YTD net foreign outflow** presently stands at **LKR 764.73Mn**
- **HNB** notched the “Top Net Purchasers” slot with a net inflow of **LKR 67.76Mn** whilst **COMB** notched the “Top net Sellers” slot with a net outflow of **LKR 288.1Mn.**

Movement of Net Foreign Flows



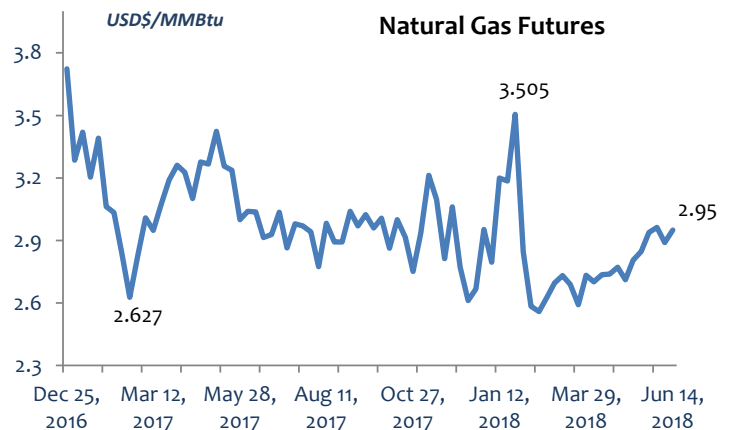
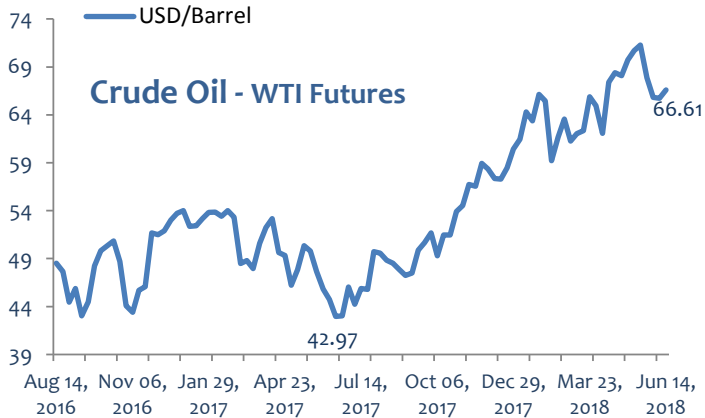
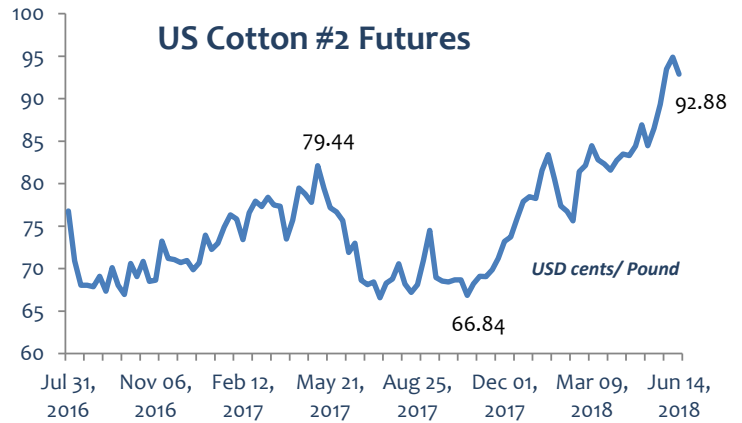
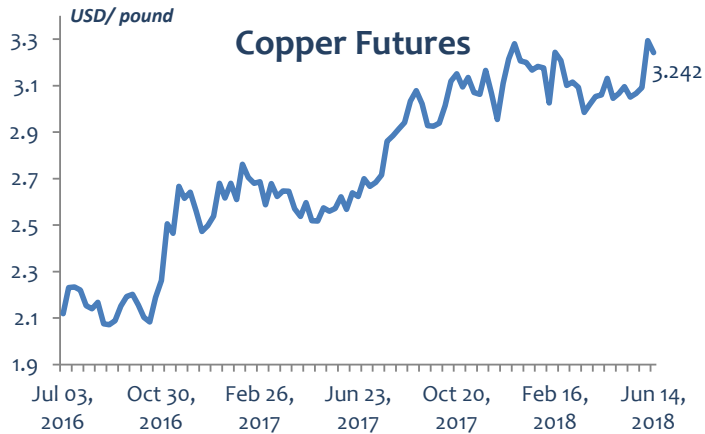
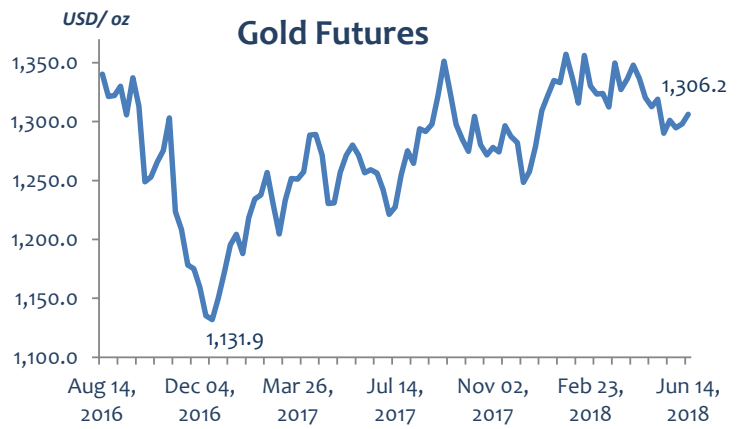
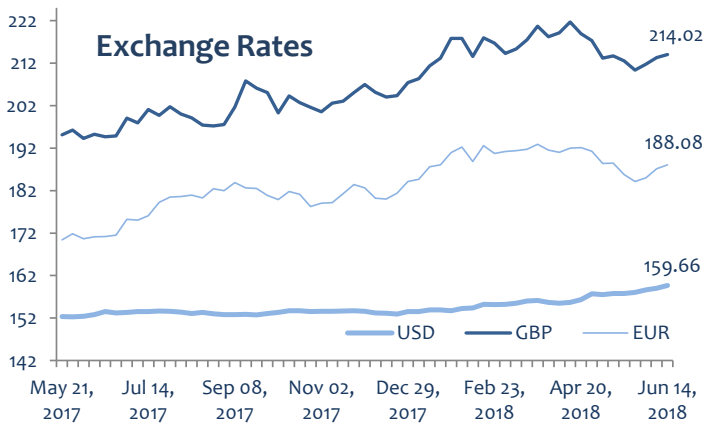
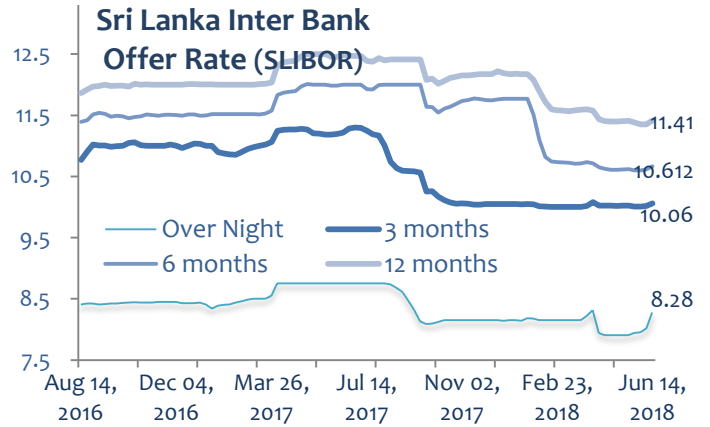
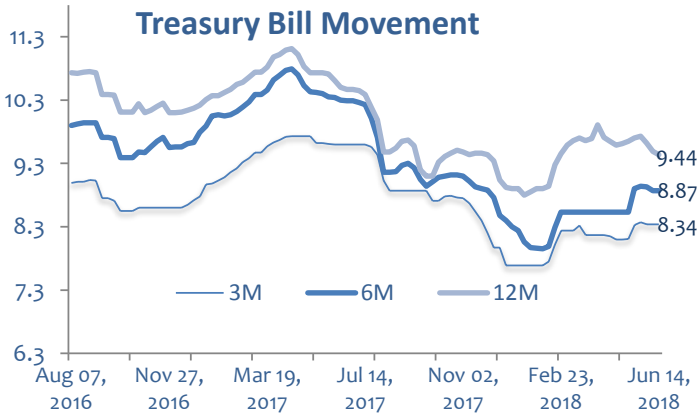
Summary of Key Announcements during the week

- **Lanka Century Investments PLC** (GREG) (formerly known as **Walker & Greig Company** owned by Browns Group prior to 2009 or **Environmental Resources Investments PLC**) via an announcement said it had **changed its' name** to "**Ambeon Holdings PLC**"
- **Odel PLC** said, its subsidiary **Odel Properties One (Private) Limited** has entered into a syndicated loan agreement with **Hatton National Bank PLC**, **Sampath Bank PLC** and **Bank of Ceylon** on 1st June 2018 to raise LKR 5.4Bn to part finance the development cost of the **Odel Mall Project** at Alexandra Place, Colombo 07 where amount committed by each Bank is LKR 1.8Bn.
- **Chemanex PLC** said they have received LKR 42Mn from their subsidiary **Cal Exports Lanka (Pvt) Ltd** as proceeds of the re-purchase of shares; in the proportion of 52 shares for every 100 shares held at LKR 22/- per share, in proportion to their 70% shareholding in the subsidiary.
- CSE said, 15.92Mn new shares of **Vidullanka PLC** (VLL) issued to **Timex Garments (Pvt) Ltd** via **Private Placement** of Ordinary Shares, at a consideration of LKR 4.73 per share, **were listed on 13th June 2018**.
- **Ambeon Holdings PLC** (GREG) has transferred 312,900 ordinary shares of **Millennium Information Technologies (Private) Limited** (MIT) for a total consideration of LKR 132Mn and 234,675 ordinary shares free of charge, totaling to 19.87% of the issued shares of MIT on 09 April 2018 to **Millenniumcapital Investment Limited** (MIL) as per the terms of the Management buyout. MIL has been incorporated to hold the shares of MIT transferred to the employees under the employee share ownership scheme.
- **Dealings By Directors**

| Counter | Nature | Director / Company involved | No of Shares | Price | Date |
|---------|----------|-------------------------------------------|--------------|--------------|----------------|
| CFLB | Purchase | Mr A Rajaratnam (Financial Trust Limited) | 10,239 | 13.3, 18.3 | 1st, 5th June |
| CHLX | Purchase | Durdans Management Services (Mr Tudawe) | 24,031 | 70.00 | 8th June |
| COMB | Purchase | Ms N T M S Cooray | 190,000 | 128.0 | 13th June |
| COMD | Disposal | Commercial Bank (Mr J Durairatnam) | 2,000 | 75.0 | 12th June |
| CONN | Purchase | Mr D E Silva | 347 | 47.3 | 4th June |
| CTHR | Purchase | Dr A Aranvinda Page | 15,898 | 177.0, 180.0 | 7,8,12,13 June |
| LCEY | Purchase | Mr A Rajaratnam (Financial Trust Limited) | 699 | 34.0 | 7th June |
| LDEV | Purchase | Mr A Rajaratnam (Financial Trust Limited) | 25,194 | 6.0 | 7th June |
| LITE | Purchase | Mr S W Gunawardena | 113,500 | 10.70 | 6th June |
| UCAR | Purchase | Mr H A D U G Gunasekera | 1,496 | 400.0 | 7th June |
| UML | Purchase | MR Chanaka Yatawara | 800 | 85.0 | 8th June |

Economic Indicators & Other Statistics

Source: investing.com & cbsl.gov.lk



Contact Information

Head Office

Sales Team

| | | |
|------------------------|--------------------------|----------------|
| Thakshila Hulangamuwa | thakshi@ashaphillip.net | +94 11 2429108 |
| Upul Priyantha | upul@ashaphillip.net | +94 11 2429106 |
| Shanmugam Sudhagar | sudha@ashaphillip.net | +94 11 2429107 |
| Vasantha Wicramasinghe | vasantha@ashaphillip.net | +94 11 2429114 |

Research

| | | |
|------------------------|-------------------------|---------------|
| Visahan Arumainayaham | visahan@ashaphillip.net | +94112429139 |
| Nishani Ruwanpathirana | nishani@ashaphillip.net | +94 112429137 |

Regional Offices

Colombo (H/O)

321, Lakshmans Building, 2nd Floor,
Galle Road, Colombo 03.
Tel - 94 112429100
Fax - 94 112429199
www.ashaphillip.net
Email - research@ashaphillip.net

Matara

#24-1/3A,
E.H. Cooray Tower, 2nd Floor,
Anagarika Dharmapala Mw,
Matara.
Tel: 041 2235191-5

Jaffna

#147, 2/3
K.K.S. Road,
Jaffna.
Tel: 021 2221614

Kandy

88, Ceybank House, Dalada Vidiya,
Kandy.
Tel. 081 2204750

Kiribathgoda

#94, Udeshi City Shopping Complex,
2nd Floor, #2/12, Makola Road,
Kiribathgoda.
Tel. 011 2908511

Negombo

#72 A 2/1,
Old Chilaw Road,
Negombo.
Tel. 031 2227474

Gampaha

#107, Sanasa Ideal Complex,
Bauddhaloka Mawatha,
Gampaha.
Tel. 033 2234888

Important Information

This document has been prepared and issued by Asha Phillip Securities Ltd, on the basis of publicly available information, internally developed data and other sources, believed to be reliable. Whilst all responsible care has been taken to ensure that the facts stated are accurate and the opinions given are fair and reasonable neither Asha Phillip Securities Ltd, nor any Director Officer or employee, shall in any way be responsible for any decisions made on its contents. Asha Phillip Securities Ltd may act as a Broker in the investments which are the subject of this document or related investments and may have acted upon or used the information contained in this document, or the research or analysis on which it is based, before its publication. Asha Phillip Securities Ltd., Its Directors, Officers or Employees may also have a position or be otherwise interested in the investments referred to in this document. This is not an offer to sell or buy the investments referred to in this document.