

WEEKLY STOCK MARKET HIGHLIGHTS

Friday, 16 March 2018



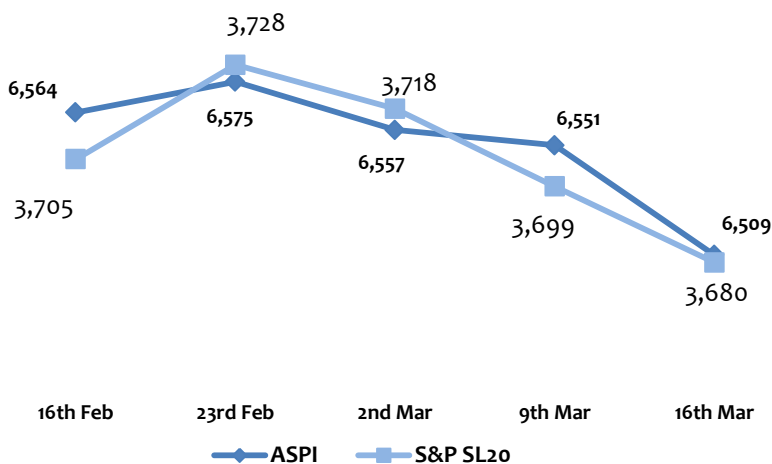
**ASHA PHILLIP
SECURITIES LTD**

Sri Lanka

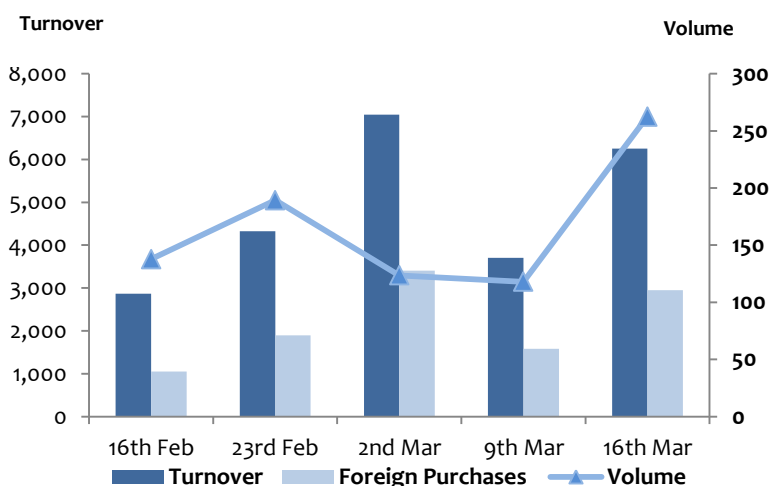
Weekly Market Statistics.

Index	16th Mar	9th Mar	Change	% Change
ASPI	6,509.46	6,551.19	↓ (41.73)	↓ -0.64%
S&P SL20	3,679.93	3,698.57	↓ (18.64)	↓ -0.50%
Market Statistics		16th Mar	9th Mar	
Value of Turnover(Rs.)		6,248,847,300	3,705,539,380	
Domestic Purchases		3,300,585,558	2,122,772,297	
Domestic Sales		4,315,227,599	2,316,210,699	
Foreign Purchases		2,948,261,742	1,582,767,083	
Foreign Sales		1,933,619,702	1,389,328,681	
Volume of Turnover (No.)		262,447,236	117,964,224	
Market Capitalization (Rs. Bn)		3,039.29	3,058.78	
PER		11.03	11.10	
PBV		1.35	1.36	

Market Indices.



Turnover, Volume and Foreign Purchase.



Weekly Performance of the Market

- Colombo Bourse started on a negative note for the third consecutive week, volatility prevailed in big cap counters. Majority of the transactions were dealt by local investors. Foreign investor participation was better than the previous week but they were seen on a mixed sentiment towards blue-chip counters. Tea auction average prices continued to witness marginal decline for the 5th consecutive week (still close to the peak levels) while Government security yields were on an upward trajectory for the 6th consecutive week.
- The benchmark index ASPI settled the week on negative terrain at 6,509.46 with a loss of 41.73 points (-0.64%)
- The S&P SL20 Index also followed the same trend and settled the week on negative terrain at 3,679.93 with a loss of 18.64 points (-0.50%)
- The total turnover for the week recorded as LKR 6,248.85Mn, charting a gain of 69% from its previously recorded LKR 3,705.54Mn.
- Off board trades have contributed 59% of the week's total turnover, accounting for LKR 3,669.18Mn through 36 trades.

Sectorial Overview

- Bank Finance and Insurance (BFI) sector stood on top providing LKR 2,860.51Mn capturing 46% of the week's total turnover.
- Diversified Holdings (DIV) and Beverage Food & Tobacco (BFT) sectors stood second and third providing LKR 1,969.30Mn and LKR 431.83Mn respectively to the daily aggregated turnover.

Foreign Participation

- Aggregate foreign buying for the Week totaled up to LKR 2.95Bn (47% of the turnover)
- Foreign sales for the Week amounted to LKR 1.93Bn. (31% of the turnover)
- Net foreign inflow for the Week was LKR 1.01Bn, YTD net foreign inflow presently stands at LKR 7.13Bn.
- JKH notched the "Top Net Purchasers" slot with a net inflow of LKR 889.2Mn whilst COMB notched the "Top net Sellers" slot with a net outflow of LKR 277.13Mn.

Weekly Market Highlights & Statistics

Highest Turnover for the Week

Company Name	Share Vol.	Turnover (LKR)	Low (LKR)	High (LKR)	Cur.Week Close	Prv.Week Close	Change (LKR)	Change
HATTON NATIONAL BANK PLC	7,504,894	1,801,254,043	238.00	245.00	242.30	241.50	0.80	0.33%
JOHN KEELLS HOLDINGS PLC	6,707,339	1,092,239,757	161.00	164.80	164.50	163.80	0.70	0.43%
COMMERCIAL BANK OF CEYLON PLC	2,989,830	403,679,938	134.50	136.50	135.80	136.10	(0.30)	-0.22%
MELSTACORP LIMITED	6,445,698	374,369,348	60.00	64.00	60.00	62.00	(2.00)	-3.23%
HEMAS HOLDINGS PLC	1,918,881	240,700,333	122.10	126.00	126.00	124.00	2.00	1.61%

Highest Volume for the Week

Company Name	Share Vol.	Turnover (LKR)	Low (LKR)	High (LKR)	Cur.Week Close	Prv.Week Close	Change (LKR)	Change
AMANA TAKAFUL PLC	126,116,113	100,861,248	0.70	0.90	0.80	0.70	0.10	14.29%
DIALOG AXIATA PLC	14,259,722	196,798,311	13.30	14.00	13.50	13.90	(0.40)	-2.88%
EAST WEST PROPERTIES PLC	9,613,544	218,312,750	19.10	24.90	19.60	23.40	(3.80)	-16.24%
BROWNS INVESTMENTS PLC	7,779,599	21,137,539	2.40	2.80	2.50	2.50	-	0.00%
HATTON NATIONAL BANK PLC	7,504,894	1,801,254,043	238.00	245.00	242.30	241.50	0.80	0.33%

Top Gainers For the Week

Company Name	VWA Week Close	Change (LKR)	Change %	Turnover (LKR)
PC PHARMA	0.20	0.10	100.00	4,054.2
MULLERS	1.10	0.20	22.22	1,660,142.60
S M B LEASING	0.70	0.10	16.67	4,396,647.70
CDB	83.00	10.90	15.12	75,595,161.30
C T LAND	60.00	7.80	14.94	1,183,165.60

Top Losers For the Week

Company Name	VWA Week Close	Change (LKR)	Change %	Turnover (LKR)
CEYLON PRINTERS	58.10	(13.00)	(18.28)	19,248.20
EAST WEST	19.60	(3.80)	(16.24)	218,312,750
HOTEL SIGIRIYA	64.00	(9.40)	(12.81)	1,096,206.20
CEYLON BEVERAGE	618.70	(81.50)	(11.64)	366,559.20
RENUKA FOODS	17.00	(2.10)	(10.99)	121,377.5

Summarized crossings for the week

Name	Symbol	Avg Price	Trades	T.Volume	Turnover
Hatton National Bank PLC	HNB.N0000	240.00	9	7,188,335	1,725,200,400
John Keells Holdings PLC	JKH.N0000	162.00	7	4,949,316	801,789,192
Melstacorp Limited PLC	MELS.N0000	62.00	6	6,010,878	372,674,436
Commercial Bank Of Ceylon PLC	COMB.N0000	135.00	2	1,000,000	135,000,000
Hemas Holdings PLC	HHL.N0000	126.00	1	1,049,295	132,211,170
Dialog Axiata PLC	DIAL.N0000	14.00	1	8,750,000	122,500,000
Amana Takaful PLC	ATL.N0000	0.80	4	120,000,000	96,000,000
Nestle Lanka PLC	NEST.N0000	1,730.00	2	50,000	86,500,000
Lion Brewery Ceylon PLC	LION.N0000	535.00	1	148,600	79,501,000
Sunshine Holdings PLC	SUN.N0000	57.00	1	1,200,000	68,400,000
Sampath Bank PLC	SAMP.N0000	304.00	1	87,753	26,676,912
Commercial Bank Of Ceylon PLC	COMB.N0000	135	1	167,950	22,723,635
Total			36	150,602,127	3,669,176,745
As a percentage of total Turnover					59%

Weekly Foreign Transactions.

Net Foreign Purchases

Company Name	Net change in holding (Qty)	Net Inflow (LKR)
JKH	5,485,530	889,204,413
HNB (+)	2,748,187	659,564,880
HEMAS HOLDINGS	207,191	25,795,280
LAUGFS GAS	113,770	4,095,720
HNB[X.0000](+)	21,142	3,974,696
CDB	45,703	3,793,349
COM.CREDIT	77,953	3,351,979
MALWATTE[X]	326,589	2,906,642
COMMERCIAL BANK[X]	20,200	2,147,260
ELPITIYA	67,397	1,927,554

Net Foreign Sales

Company Name	Net change in holding (Qty)	Net Outflow (LKR)
COMMERCIAL BANK	(2,049,813)	(277,134,718)
DIALOG (+)	(13,549,914)	(186,988,813)
NESTLE (+)	(17,481)	(30,242,130)
TEEJAY LANKA	(627,951)	(20,408,408)
SAMPATH (+)	(48,811)	(14,843,425)
ROYAL CERAMIC	(123,587)	(13,965,331)
HAYLEYS	(37,535)	(7,518,261)
TOKYO	(111,552)	(5,254,099)
EAST WEST	(229,930)	(4,506,628)
CHEVRON (+)	(40,301)	(4,433,110)

Foreign Participation

- **Aggregate foreign buying** for the Week totaled up to **LKR 2,948.26Mn.**
- **Foreign sales** for the Week amounted to **LKR 1,933.62Mn.**
- **Net foreign inflow** for the Week was **LKR 1,014.64Mn**, YTD net foreign inflow presently stands at **LKR 7.13Bn**
- **JKH** notched the “Top Net Purchasers” slot with a net inflow of **LKR 889.2Mn** whilst **COMB** notched the “Top net Sellers” slot with a net outflow of **LKR 277.13Mn.**

Summary of Key Announcements during the week

- **National Development Bank PLC's** (NDB) 5.98Mn ordinary voting shares issued as **Scrip Dividends** were listed on 14th March 2018.
- Board of **Taprobane Holdings PLC** (TAP) recommend to the shareholders to change the name of TAP as "**Ambeon Capital PLC**" to be in line with the nature of its business vision. Registrar General of Companies has granted his approval for the proposed name change. EGM will be held on 28 March 2018.
- Following the cancellation of **Central Investment and Finance PLC's** (CIFL) license by Monetary Board (MN) of the Central Bank of Sri Lanka, **People's Leasing & Finance Company PLC** was released from the Managing Agent position for CIFL by MB.
- **Sampath Bank PLC** said they have received applications for over LKR7.5Bn for their Basel III compliant debenture issue and the Issue has been oversubscribed. Therefore the Issue was closed at 4.30 p.m. on 15th March 2018.
- **CSE** said **Commercial Bank of Ceylon PLC** – 172,950, **Hemas Holdings PLC** – 35,375 & **John Keells Holdings PLC** – 22,295 Voting shares were listed during the month of **February 2018**, consequent to the exercising of options under **employee share option schemes.**

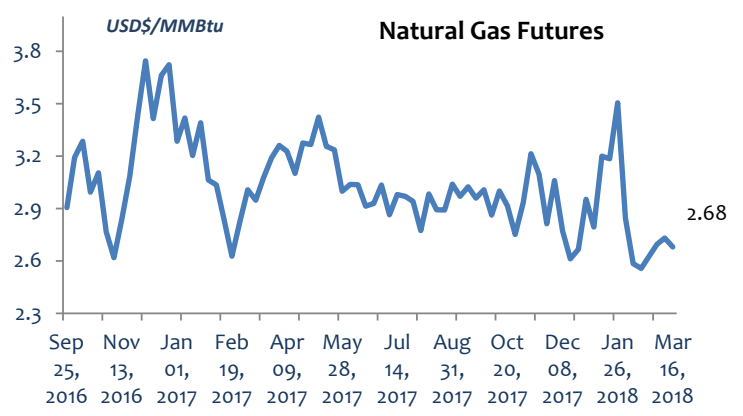
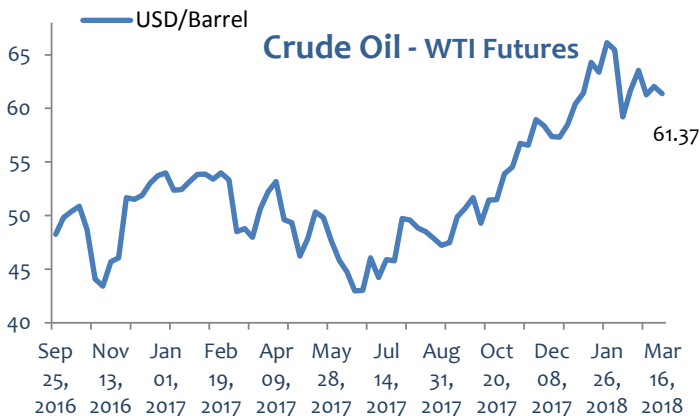
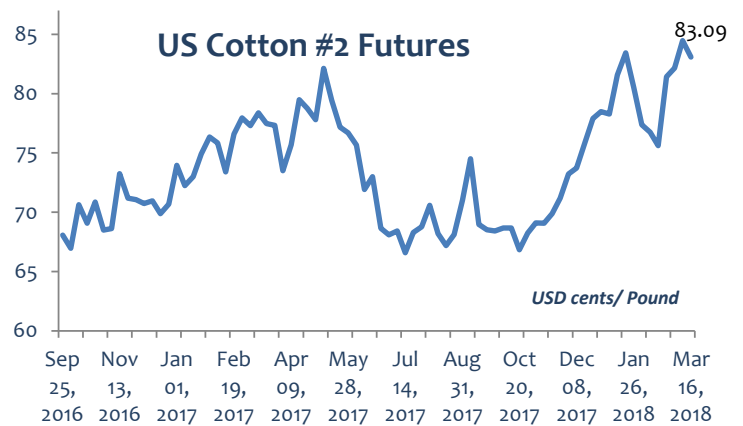
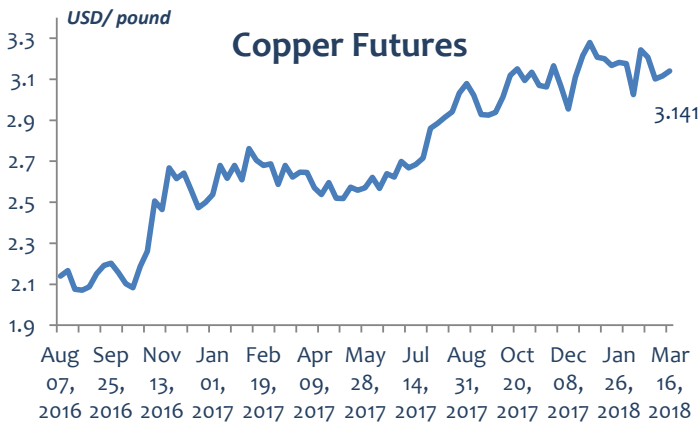
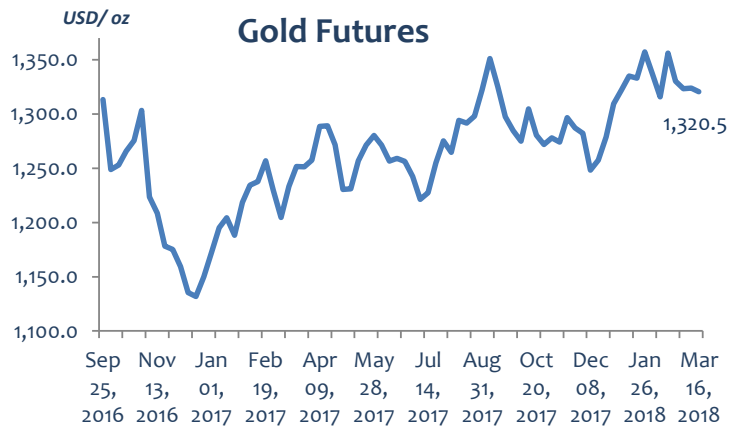
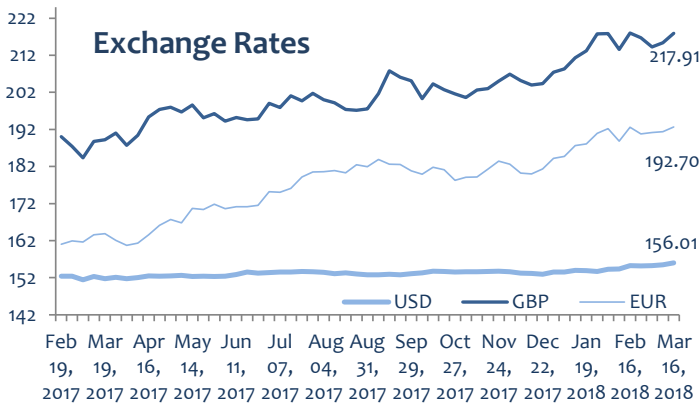
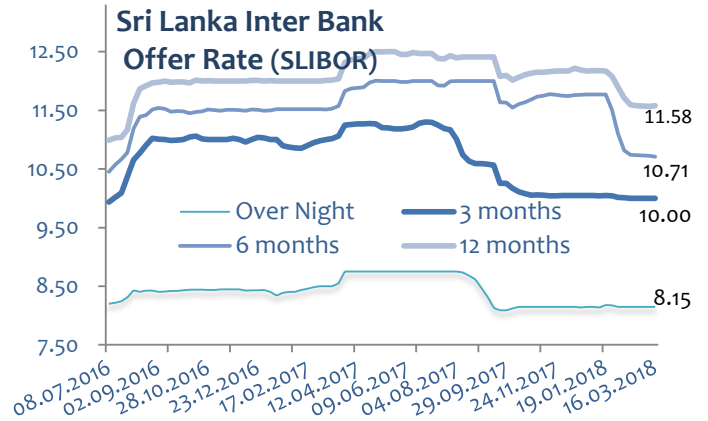
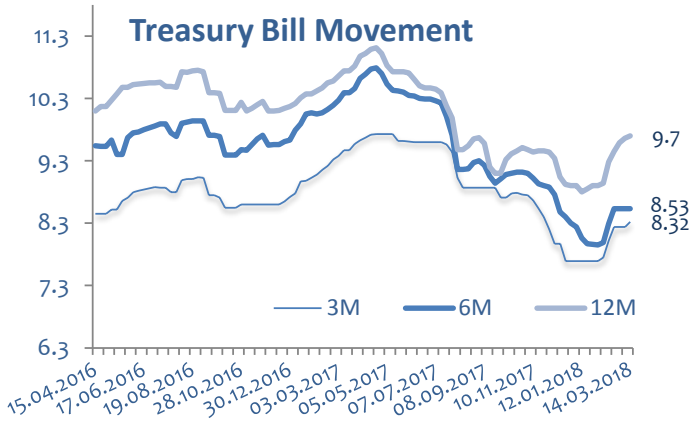
Summary of Key Announcements during the week

➤ Dealings By Directors

Shares dealt in	Nature	Name of Director / Company involved in the transaction	No of Shares	Price	Transaction Date
CARE	Transfer	Mr Ejaz Chatoor	433,500	n/a	25th Jan
VLL	Purchase	Mr Riyaz Sangani	5,000	4.90	12th March
CHL.X	Purchase	Durdans Management Services Ltd	689,946	70.00	12th & 13th Mar
ONAL	Purchase	RHL (Mandatory offer final transfer)	1.22Mn	48.00	12th Mar
COCR	Purchase	Mr P T Fisher (Creation Investments)	20,348	43.00	6th Mar
CFI	Purchase	Mr A Rajaratnam (Financial Trust)	64	65.00	12th Mar
ONAL	Disposal	Mr & Mrs B V Selvanayagam (via Mandatory offer)	937,500	48.00	12th Mar
COMB	Purchase	Mrs M A Jayawardena	10,000	135.00	13th Mar
EAST	Disposal	Mr N P Sooryaarachchi (Chairman)	70,000	23.60, 23.80	14th Mar
EAST	Disposal	Mr M W A D J Vajira Wijesuriya	453,751	23.00 – 23.70	14th Mar

Economic Indicators & Other Statistics

Source: investing.com & cbsl.gov.lk



Contact Information

Head Office

Sales Team

Thakshila Hulangamuwa	thakshi@ashaphillip.net	+94 11 2429108
Upul Priyantha	upul@ashaphillip.net	+94 11 2429106
Shanmugam Sudhagar	sudha@ashaphillip.net	+94 11 2429107
Vasantha Wicramasinghe	vasantha@ashaphillip.net	+94 11 2429114

Research

Visahan Arumainayaham	visahan@ashaphillip.net	+94112429139
Nishani Ruwanpathirana	nishani@ashaphillip.net	+94 112429137

Regional Offices

Colombo (H/O)

321, Lakshmans Building, 2nd Floor,
Galle Road, Colombo 03.
Tel - 94 112429100
Fax - 94 112429199
www.ashaphillip.net
Email - research@ashaphillip.net

Matara

#24-1/3A,
E.H. Cooray Tower, 2nd Floor,
Anagarika Dharmapala Mw,
Matara.
Tel: 041 2235191-5

Jaffna

#147, 2/3
K.K.S. Road,
Jaffna.
Tel: 021 2221614

Kiribathgoda

#94, Udeshi City Shopping Complex,
2nd Floor, #2/12, Makola Road,
Kiribathgoda.
Tel. 011 2908511

Embilipitiya

#62, Sampath Bank Building,
Main Street,
Embilipitiya.
Tel. 047 2261950

Kandy

88, Ceybank House,
Dalada Vidiya,
Kandy.
Tel. 081 2204750

Anuradhapura

2nd floor, 488/8/2,
Town hall place,
Maithreepala senanayaka mawatha,
Anuradhapura
Tel. 025 2234705

Negombo

#72 A 2/1,
Old Chilaw Road,
Negombo.
Tel. 031 2227474

Gampaha

#107,
Sanasa Ideal Complex,
Buddhaloka Mawatha,
Gampaha.
Tel. 033 2234888

Important Information

This document has been prepared and issued by Asha Phillip Securities Ltd, on the basis of publicly available information, internally developed data and other sources, believed to be reliable. Whilst all responsible care has been taken to ensure that the facts stated are accurate and the opinions given are fair and reasonable neither Asha Phillip Securities Ltd, nor any Director Officer or employee, shall in any way be responsible for any decisions made on its contents. Asha Phillip Securities Ltd may act as a Broker in the investments which are the subject of this document or related investments and may have acted upon or used the information contained in this document, or the research or analysis on which it is based, before its publication. Asha Phillip Securities Ltd., Its Directors, Officers or Employees may also have a position or be otherwise interested in the investments referred to in this document. This is not an offer to sell or buy the investments referred to in this document.