

WEEKLY STOCK MARKET HIGHLIGHTS

Thursday, 18 April 2019



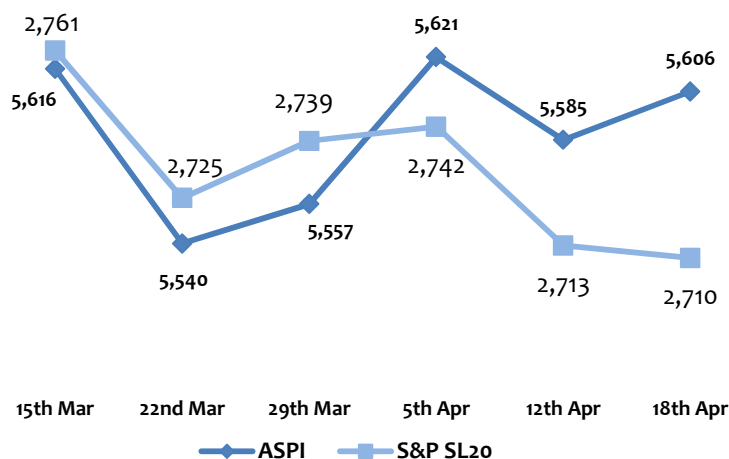
ASHA PHILLIP
SECURITIES LTD

Sri Lanka

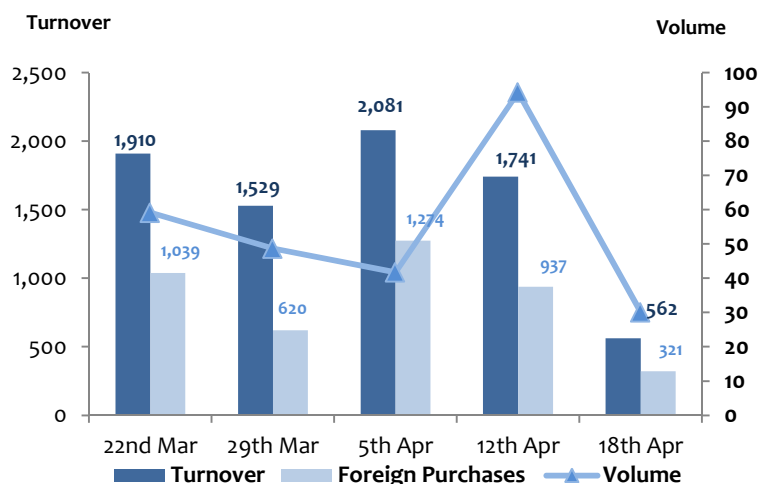
Market Statistics.

Index	18th Apr	12th Apr	Change	% Change
ASPI	5,606.35	5,585.30	↑ 21.05	↑ 0.38%
S&P SL20	2,710.27	2,713.31	↓ (3.04)	↓ -0.11%
Market Statistics (Mn)		18th Apr	12th Apr	% Change
Turnover (Rs.)		562.02	1,740.54	↓ -67.7%
Domestic Purchases		241.43	803.51	↓ -70.0%
Domestic Sales		322.06	522.31	↓ -38.3%
Foreign Purchases		320.59	937.03	↓ -65.8%
Foreign Sales		239.96	1,218.24	↓ -80.3%
Share Volume (No.)		30.00	94.21	↓ -68.2%
Market Cap (Rs. Bn)		2,632.39	2,622.51	↑ 0.4%
PER		8.81	8.78	↑ 0.3%
PBV		1.10	1.10	↓ 0.0%

Market Indices.



Turnover, Volume and Foreign Purchase.



Performance of the Market

- Monday: 15th - Special Holiday on account of Sinhala & Tamil New Year Day falling on a Sunday.
- Tuesday: Bourse remained sluggish as investors on holiday mood. Some signs of positiveness noted during the session which wiped the early losses and made the indices to settle on positive note. Turnover 173Mn; ASPI gained 6.53 points (+0.12%). T- Bill auction yields declined across all maturities for the 7th consecutive week.
- Wednesday: Bourse continued to witness lower investor participation, but activities improved with increased interest from foreign investors. Turnover 189Mn. ASPI gained 11.52 points (+0.21%).
- Thursday: Many Blue-Chips lost the ground due to lower activities; considerable selling pressure appeared on DFCC Rights, on its last trading day, weighed on Banks; investor participation further subdued ahead of long weekend. Turnover 200Mn. ASPI gained 3 points (+0.05%). External sector performance improved further in January.
- Friday: Holiday in lieu of Bak Full Moon Poya Day & Good Friday.

Summary

- ASPI was moved between 5,576.50 - 5,611.09 points and settled the week on positive note at 5,606.35 with a gain of 21.05 points (+0.38%).
 - The S&P SL20 Index also followed the same trend but settled the week on negative note at 2,710.27 with a loss of 3.04 points (-0.11%)
 - The total turnover for the week recorded as LKR 0.56Bn, down by 68% from its previously recorded LKR 1.74Bn; foreign investors turned net buyers for the week.
 - Off board trades represented 32% of the week's turnover, accounting for LKR 179Mn through 4 trades.
- ## Sectorial Overview
- Bank Finance & Insurance (BFI) sector stood on top providing LKR 114Mn capturing 20% of the week's total turnover.
 - Diversified Holdings (DIV) and Telecommunications (TLE) sectors stood second and third providing LKR 113Mn and LKR 104Mn respectively to the weekly aggregated turnover.

Weekly Market Highlights & Statistics

Highest Turnover

Company Name	Share Vol.	Turnover (LKR)	Low (LKR)	High (LKR)	Cur.Week Close	Prv.Week Close	Change (LKR)	Change
DIALOG AXIATA PLC	11,385,924	103,501,207	9.00	9.30	9.00	9.10	(0.10)	-1.10%
JOHN KEELLS HOLDINGS PLC	560,324	85,622,876	151.0	154.0	152.00	153.00	(1.00)	-0.65%
EAST WEST PROPERTIES PLC	4,624,777	85,484,976	17.50	20.00	19.00	17.90	1.10	6.15%
CEYLON TOBACCO COMPANY PLC	59,028	79,097,180	1320.00	1340.00	1,340.00	1,305.50	34.50	2.64%
PAN ASIA BANKING CORPORATION PLC	1,898,874	24,687,961	13.1	13.60	13.20	13.50	(0.30)	-2.22%

Highest Volume

Company Name	Share Vol.	Turnover (LKR)	Low (LKR)	High (LKR)	Cur.Week Close	Prv.Week Close	Change (LKR)	Change
DIALOG AXIATA PLC	11,385,924	103,501,207	9.00	9.30	9.00	9.10	(0.10)	-1.10%
EAST WEST PROPERTIES PLC	4,624,777	85,484,976	17.50	20.00	19.00	17.90	1.10	6.15%
PAN ASIA BANKING CORPORATION PLC	1,898,874	24,687,961	13.1	13.6	13.20	13.50	(0.30)	-2.22%
ACCESS ENGINEERING PLC	1,436,034	19,085,293	13.20	13.30	13.30	13.20	0.10	0.76%
RENUKA AGRI FOODS PLC	1,163,609	2,445,756	2.10	2.30	2.20	2.10	0.10	4.76%

Top Gainers

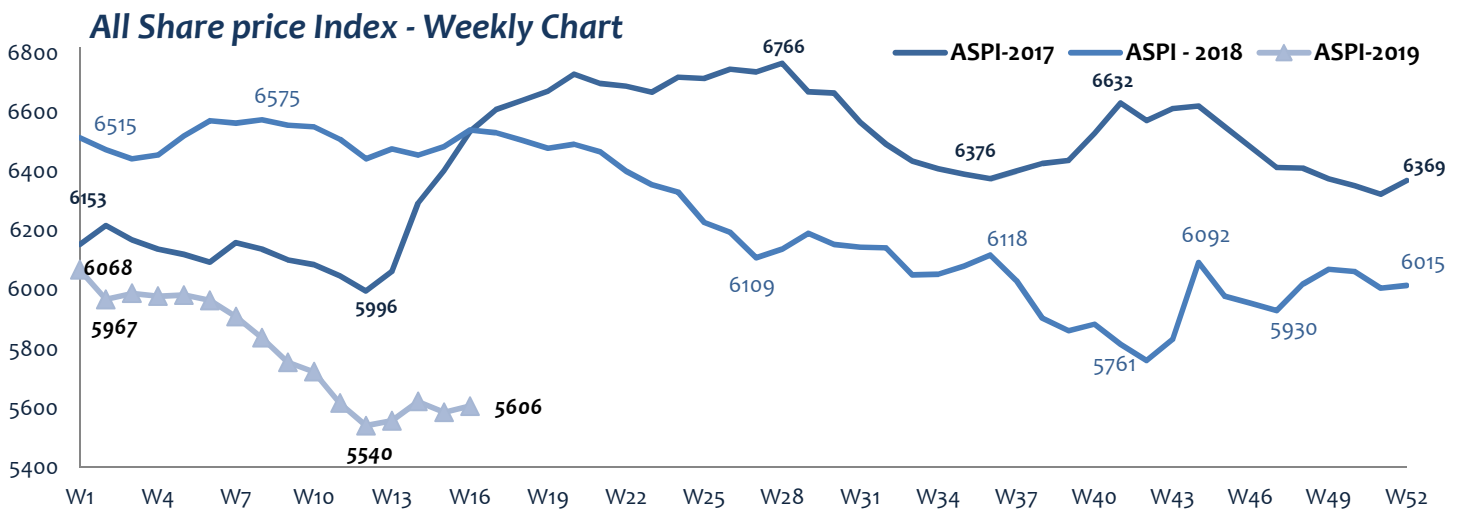
Company Name	VWA Week Close	Change (LKR)	Change %	Turnover (LKR)
TESS AGRO	0.50	0.10	25.00	7,560.0
ANILANA HOTELS	1.10	0.20	22.22	798,971
GESTETNER	106.10	18.10	20.57	18,029.80
NATION LANKA	0.60	0.10	20.00	3,546.60
KAHAWATTE	39.60	5.80	17.16	6,143.50

Top Losers

Company Name	VWA Week Close	Change (LKR)	Change %	Turnover (LKR)
SINGER IND.	57.20	(6.60)	(10.34)	12,341.60
LOLC FINANCE	3.30	(0.30)	(8.33)	777,106
C T LAND	27.90	(2.20)	(7.31)	12,591.90
PEGASUS HOTELS	23.90	(1.50)	(5.91)	8,079.60
HAYLEYS FIBRE	85.00	(4.90)	(5.45)	574,250.4

Crossings

Name	Symbol	Avg Price	Trades	T.Volume	Turnover
Dialog Axiata PLC	DIAL.N0000	9.10	1	9,800,000	89,180,000
John Keells Holdings PLC	JKH.N0000	153.00	1	240,866	36,852,498
East West Properties PLC	EAST.N0000	17.90	1	1,600,000	28,640,000
Pan Asia Banking Corporation PLC	PABC.N0000	13.00	1	1,892,471	24,602,123



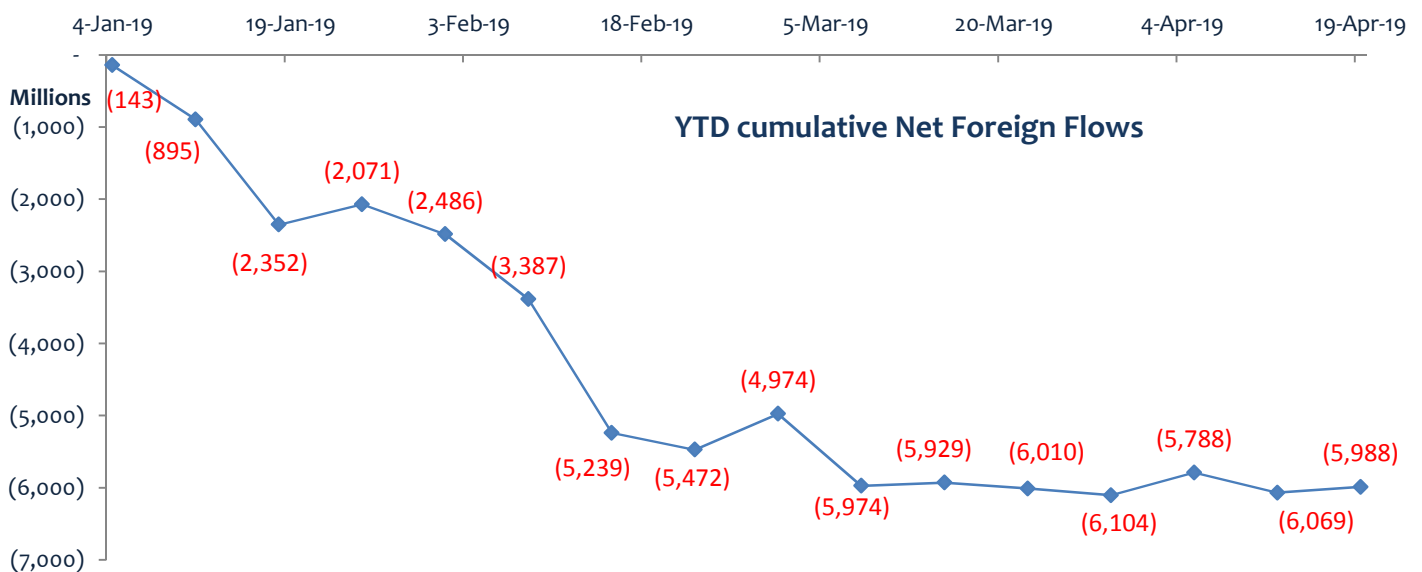
Foreign Transactions.

Company Name	Avg Price	Net change in Qty	Net Foreign Inflow	Company Name	Avg Price	Net change in Qty	Net Foreign Outflow
JKH	152.82	552,041	84,362,273	HEMAS HOLDINGS	75.00	(265,350)	(19,901,250)
EAST WEST	17.90	1,647,500	29,485,550	DIALOG (+)	9.01	(1,223,783)	(11,028,998)
ACCESS ENG SL	13.30	638,000	8,485,400	NATIONS TRUST (+)	88.00	(62,500)	(5,500,000)
CEYLON TOBACCO (+)	1,340.00	2,502	3,352,680	COMMERCIAL BANK (+)	96.81	(27,712)	(2,682,863)
MULTI FINANCE	19.41	20,493	397,803	DOCKYARD (+)	53.00	(30,922)	(1,638,866)
SINGER FINANCE	13.10	6,042	79,150	HAYLEYS	165.11	(9,226)	(1,523,344)
COMMERCIAL BANK[X]	81.50	753	61,370	UNION BANK (+)	11.70	(100,000)	(1,170,000)
DFCC BANK PLC	70.60	400	28,240	SAMPATH (+)	167.95	(3,838)	(644,589)
ELPITIYA	18.00	1,492	26,856	CHEVRON (+)	61.82	(6,940)	(429,063)
SEYLAN DEVTS (+)	10.10	1,910	19,291	SOFTLOGIC	15.9	(19,450)	(309,165)

Foreign Participation

- **Aggregate foreign buying** for the Week totaled up to **LKR 320.59Mn.**
- **Foreign sales** for the Week amounted to **LKR 239.96Mn.**
- **Net foreign inflow** for the Week was **LKR 80.63Mn**, YTD net foreign outflow presently stands at **LKR 5.99Bn**
- **JKH** notched the “Top Net Purchasers” slot with a net inflow of **LKR 84.36Mn** whilst **HHL** notched the “Top net Sellers” slot with a net outflow of **LKR 19.9Mn.**

Movement of Net Foreign Flows



Summary of Key Announcements during the week

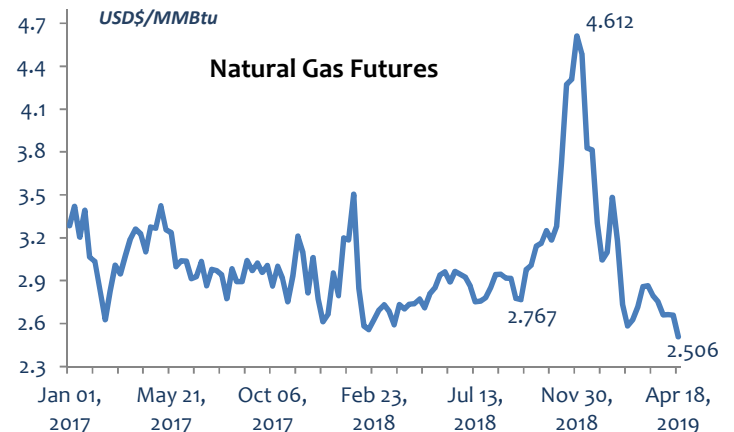
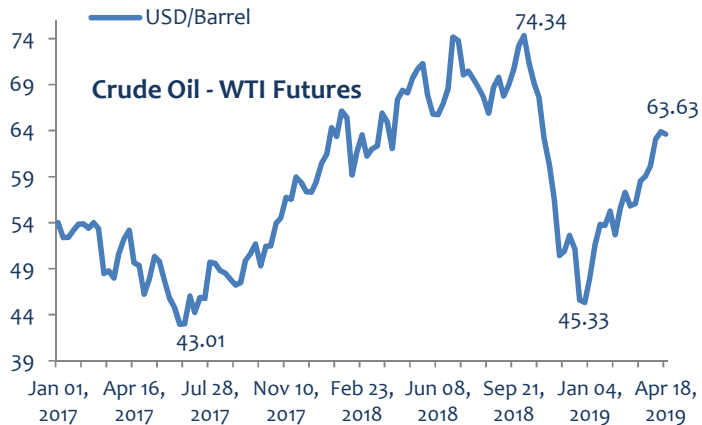
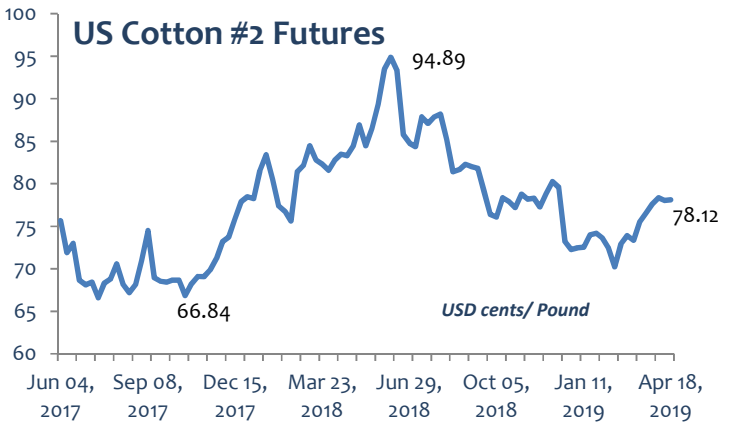
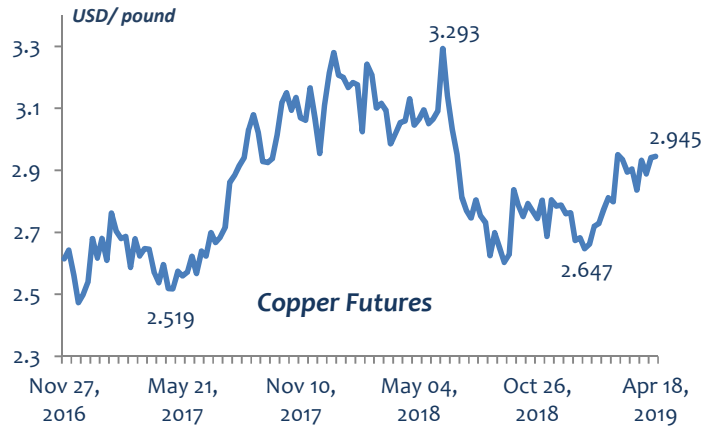
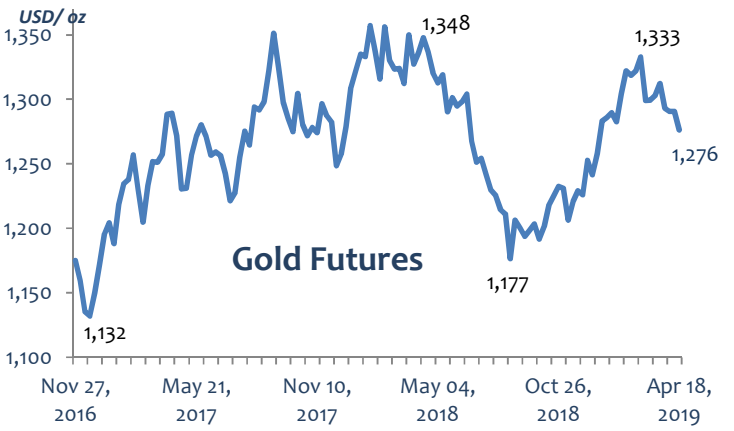
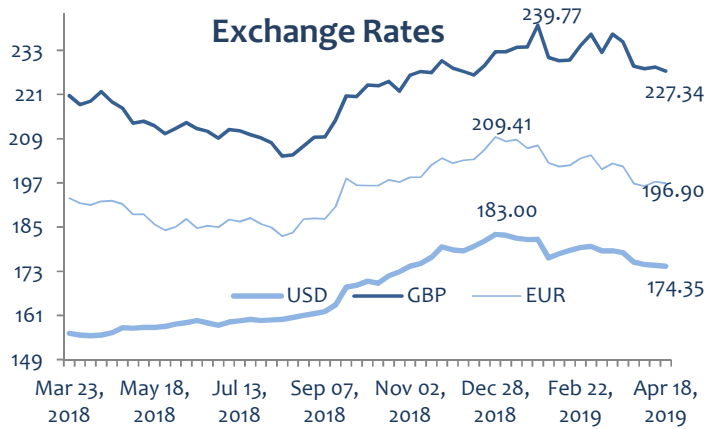
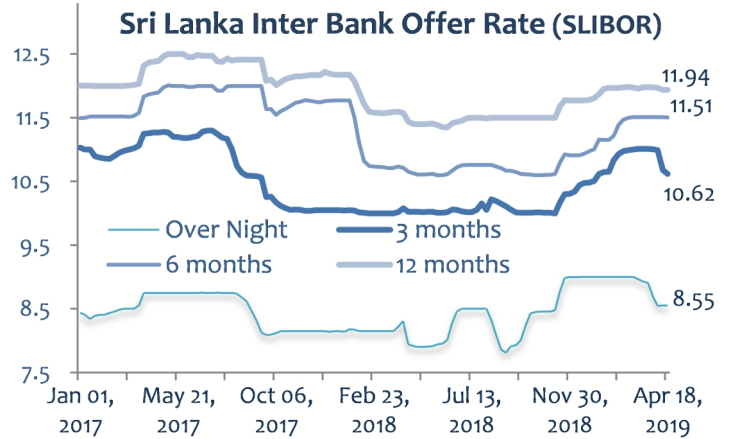
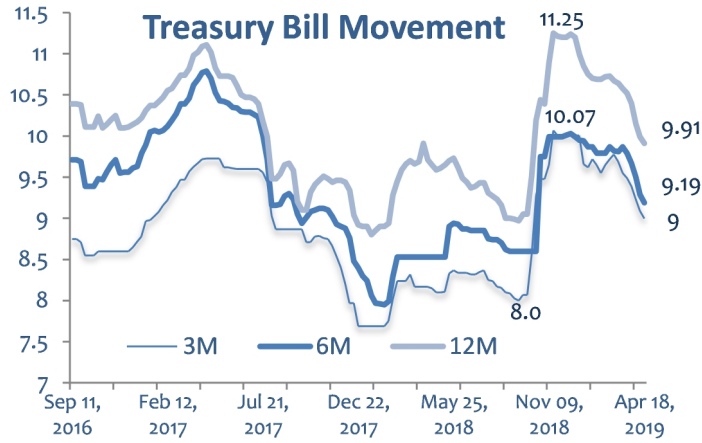
- CSE said; 59,562 shares of **Commercial Bank of Ceylon PLC (COMB)**, issued through the exercising of options under **Employee Share Option Schemes** were listed during the month of March 2019.
- **National Development Bank PLC (NDB.N)** said, Mr. Ananda Wijetilaka Atukorala has retired as Chairman of NDB with effect from 17th April 2019 and that as decided by the Board of NDB, **Mr. Kavantissa Danudra Weerawardene Ratnayaka**, an Independent Director, has been **appointed as the Chairman** of the Board of Directors of NDB with effect from **18th April 2019**.
- **East West Properties PLC (EAST)** said, the sale of 291Mn shares (71.82% of the shareholding) held in **Weligama Hotel Properties Limited** which owns **Weligama Bay Marriott Resort & Spa** was **concluded today** (18-04-2019) for a sale value of LKR 2.77Bn against the investment of LKR 874Mn. **In addition** to the above transaction, the Company has **received** a sum of **LKR 177.22Mn** from Weligama Hotel Properties Limited as a **settlement of Loan**.

➤ Dealings By Directors

Counter	Nature	Director / Company involved	No of Shares	Price	Date
CTHR	Purchase	Dr A Aranvinda Page	3	160.00	11 Apr.
RAL	Purchase	Mr. S.V. Rajiyah - Managing Director (Executive)	400,000	2.10	16 Apr.
SDB	Purchase	T. Piyadigama - General Manager / CEO	5,000	62.00	11 Apr.
SHAW	Purchase	Pioneer Homes (Pvt) Ltd – Mr S R Vamadevan	977	70.00	11 Apr.
SHL	Purchase	Mr.A.K.P. Pathirage	10,000	15.80	11 Apr.

Economic Indicators & Other Statistics

Source: investing.com & cbsl.gov.lk



Contact Information

Head Office

Sales Team

Thakshila Hulangamuwa	thakshi@ashaphillip.net	+94 11 2429108
Upul Priyantha	upul@ashaphillip.net	+94 11 2429106
Shanmugam Sudhagar	sudha@ashaphillip.net	+94 11 2429107
Vasantha Wicramasinghe	vasantha@ashaphillip.net	+94 11 2429114

Research

Visahan Arumainayaham	visahan@ashaphillip.net	+94112429139
Nishani Ruwanpathirana	nishani@ashaphillip.net	+94 112429137

Regional Offices

Colombo (H/O)

60, 5th Lane,
Colombo 03.
Tel - 94 112429100
Fax - 94 112429199
www.ashaphillip.net

Matara

#24-1/3A,
E.H. Cooray Tower, 2nd Floor,
Anagarika Dharmapala Mw,
Matara.
Tel: 041 2235191-5

Kandy

88, Ceybank House,
Dalada Vidiya,
Kandy.
Tel. 081 2204750

Gampaha

#116, Sanasa Ideal Complex,
Bauddhaloka Mawatha,
Gampaha.
Tel. 033 2234888

Kiribathgoda

#94, Udeshi City Shopping Complex,
2nd Floor, #2/12, Makola Road,
Kiribathgoda.
Tel. 011 2908511

Negombo

#72 A 2/1,
Old Chilaw Road,
Negombo.
Tel. 031 2227474

Important Information

This document has been prepared and issued by Asha Phillip Securities Ltd, on the basis of publicly available information, internally developed data and other sources, believed to be reliable. Whilst all responsible care has been taken to ensure that the facts stated are accurate and the opinions given are fair and reasonable neither Asha Phillip Securities Ltd, nor any Director Officer or employee, shall in any way be responsible for any decisions made on its contents. Asha Phillip Securities Ltd may act as a Broker in the investments which are the subject of this document or related investments and may have acted upon or used the information contained in this document, or the research or analysis on which it is based, before its publication. Asha Phillip Securities Ltd., Its Directors, Officers or Employees may also have a position or be otherwise interested in the investments referred to in this document. This is not an offer to sell or buy the investments referred to in this document.