

# WEEKLY STOCK MARKET HIGHLIGHTS

Friday, 18 May 2018



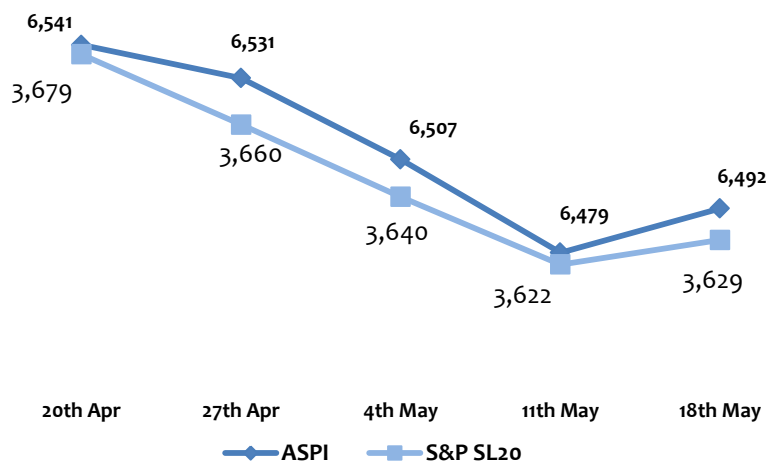
**ASHA PHILLIP  
SECURITIES LTD**

Sri Lanka

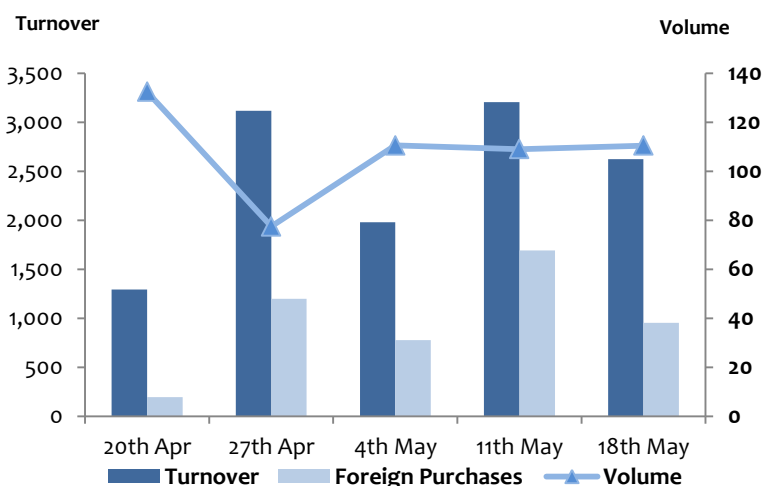
## Weekly Market Statistics.

Index	18th May	11th May	Change	% Change
ASPI	6,492.06	6,478.87	↑ 13.19	↑ 0.20%
S&P SL20	3,628.74	3,622.11	↑ 6.63	↑ 0.18%
Market Statistics		18th May	11th May	
Value of Turnover(Rs.)		2,623,015,803	3,206,073,145	
Domestic Purchases		1,668,686,105	1,522,103,417	
Domestic Sales		1,205,288,235	1,774,640,379	
Foreign Purchases		954,329,699	1,691,334,127	
Foreign Sales		1,417,727,568	1,431,432,766	
Volume of Turnover (No.)		110,475,607	109,059,548	
Market Capitalization (Rs. Bn)		3,032.14	3,025.98	
PER		10.89	10.87	
PBV		1.31	1.31	

## Market Indices.



## Turnover, Volume and Foreign Purchase.



## Weekly Performance of the Market

- Capital outflows as part of the global trend has affected the local market, Colombo Bourse witnessed little recovery following the publication of improved insurance and finance sector performances, especially due to the one off gains reported by several insurance companies. Tea prices declined and Treasury bill yields increased during the weekly auctions. CB's intervention and the confirmation of Chinese loan protected the currency from further depreciation but escalating crude oil prices weigh on investor sentiments. Institutional investors were seen continuously mopping up the undervalued blue chip counters.
- Benchmark index ASPI moved between 6,444.93 - 6,505.16 points during the week and settled at 6,492.06 with a gain of 13.19 points (+0.20%).
- The S&P SL20 Index also followed the same trend and settled the week on positive terrain at 3,628.74 with a gain of 6.63 points (+0.18%)
- The total turnover for the week recorded as LKR 2.62Bn, charting a drop of 18% from its previously recorded LKR 3.21Bn.
- Off board trades have contributed 29% of the week's total turnover, accounting for LKR 765.15Mn through 12 trades.

## Sectorial Overview

- Diversified Holdings (DIV) sector stood on top providing LKR 733.52Mn capturing 28% of the week's total turnover.
- Bank Finance and Insurance (BFI) and Beverage Food & Tobacco (BFT) sectors stood second and third providing LKR 695.42Mn and LKR 667.74Mn respectively to the daily aggregated turnover.

## Foreign Participation

- Aggregate foreign buying for the Week totaled up to LKR 0.95Bn (36% of the turnover)
- Foreign sales for the Week amounted to LKR 1.42Bn. (54% of the turnover)
- Net foreign outflow for the Week was LKR 0.46Bn, YTD net foreign outflow stands at LKR 0.79Bn.
- SAMP notched the "Top Net Purchasers" slot with LKR 58.59Mn whilst JKH notched the "Top net Sellers" slot with LKR 283.16Mn.

## Weekly Market Highlights & Statistics

### Highest Turnover for the Week

Company Name	Share Vol.	Turnover (LKR)	Low (LKR)	High (LKR)	Cur.Week Close	Prv.Week Close	Change (LKR)	Change
TEEJAY LANKA PLC	20,673,162	621,240,038	29.80	31.50	31.10	29.70	1.40	4.71%
JOHN KEELLS HOLDINGS PLC	3,092,018	490,348,899	157.50	162.50	161.90	162.00	(0.10)	-0.06%
DISTILLERIES COMPANY OF SRI LANKA	11,640,148	244,448,149	20.90	21.90	21.50	21.20	0.30	1.42%
SAMPATH BANK PLC	640,856	190,224,614	299.30	301.00	301.90	298.00	3.90	1.31%
HEMAS HOLDINGS PLC	634,782	79,350,729	124.50	125.80	125.10	125.10	-	0.00%

### Highest Volume for the Week

Company Name	Share Vol.	Turnover (LKR)	Low (LKR)	High (LKR)	Cur.Week Close	Prv.Week Close	Change (LKR)	Change
TEEJAY LANKA PLC	20,673,162	621,240,038	29.80	31.50	31.10	29.70	1.40	4.71%
SMB LEASING PLC	12,406,422	6,204,542	0.50	0.60	0.60	0.50	0.10	20.00%
DISTILLERIES COMPANY OF SRI LANKA	11,640,148	244,448,149	20.90	21.90	21.50	21.20	0.30	1.42%
BROWNS CAPITAL PLC	7,944,974	35,460,057	4.20	4.70	4.50	4.50	-	0.00%
RENUKA AGRI FOODS PLC	7,298,380	16,786,774	2.20	2.40	2.30	2.40	(0.10)	-4.17%

### Top Gainers For the Week

Company Name	VWA Week Close	Change (LKR)	Change %	Turnover (LKR)
UNION ASSURANCE	224.10	39.00	21.07	16,533,936.1
S M B LEASING	0.60	0.10	20.00	6,204,542.30
SAMSON INTERNAT.	88.40	9.10	11.48	10,250.80
CARGO BOAT	75.00	6.90	10.13	91,958.30
CONVENIENCE FOOD	501.30	41.30	8.98	2,914,059.70

### Top Losers For the Week

Company Name	VWA Week Close	Change (LKR)	Change %	Turnover (LKR)
ADAM INVESTMENTS	0.20	(0.10)	(33.33)	68,506.10
RADIANT GEMS	22.40	(5.60)	(20.00)	31,567
RENUKA HOTELS	56.00	(14.00)	(20.00)	1,648,251.70
UDAPUSSELLAWA	34.50	(5.90)	(14.60)	793,072.40
KELANI CABLES	84.00	(14.00)	(14.29)	217,333.1

### Summarized crossings for the week

Name	Symbol	Avg Price	Trades	T.Volume	Turnover
Textured Jersey Lanka PLC	TJL.N0000	30.00	6	16,170,000	485,100,000
Distilleries Company Of Sri Lanka PLC	DIST.N0000	21.00	2	7,088,220	148,852,620
John Keells Holdings PLC	JKH.N0000	158.00	1	341,900	54,020,200
Hemas Holdings PLC	HHL.N0000	125.00	1	230,425	28,803,125
Commercial Bank Of Ceylon PLC	COMB.N0000	133.90	1	200,000	26,780,000
Seylan Bank PLC (Non Voting)	SEYB.X0000	53.10	1	406,627	21,591,894
<b>Total</b>			<b>12</b>	<b>24,437,172</b>	<b>765,147,839</b>
As a percentage of total Turnover					29%

## Weekly Foreign Transactions.

Company Name	Avg Price	Net change in Qty	Net Foreign Inflow	Company Name	Avg Price	Net change in Qty	Net Foreign Outflow
SAMPATH (+)	299.50	195,622	58,588,789	JKH	158.70	(1,784,226)	(283,156,666)
HNB[X.0000] (+)	188.10	160,173	30,128,541	TEEJAY LANKA	30.00	(8,548,612)	(256,458,360)
MELSTACORP	58.00	350,300	20,317,400	HEMAS HOLDINGS	125.00	(561,570)	(70,196,250)
LMF	172.00	116,568	20,049,696	RENUKA AGRI	2.30	(7,000,000)	(16,100,000)
LION BREWERY	549.50	33,223	18,256,039	NESTLE (+)	1,740.00	(8,955)	(15,581,700)
SOFTLOGIC	23.00	525,000	12,075,000	DISTILLERIES	21.00	(528,102)	(11,090,142)
CEYLINCO INS.[X] (+)	990.10	10,000	9,901,000	COMMERCIAL BANK (+)	133.00	(40,264)	(5,355,112)
CHEVRON (+)	89.80	66,574	5,978,345	AITKEN SPENCE	50.50	(50,160)	(2,533,080)
SEYLAN BANK[X] (+)	54.80	72,016	3,946,477	Softlogic Life (+)	25.80	(86,422)	(2,229,688)
HNB (+)	242.50	15,027	3,644,048	ASIRI	25.0	(65,000)	(1,625,000)

### Foreign Participation

- **Aggregate foreign buying** for the Week totaled up to **LKR 954.33Mn.**
- **Foreign sales** for the Week amounted to **LKR 1,417.73Mn.**
- **Net foreign outflow** for the Week was **LKR 463.4Mn**, YTD net foreign outflow presently stands at **LKR 0.79Bn**
- **SAMP** notched the “Top Net Purchasers” slot with a net inflow of **LKR 58.59Mn** whilst **JKH** notched the “Top net Sellers” slot with a net outflow of **LKR 283.16Mn.**

## Summary of Key Announcements during the week

- **Taprobane Holdings PLC (TAP)** has changed its name to **Ambeon Capital PLC** with effect from **10<sup>th</sup> May 2018**.
- **Distilleries Company of Sri Lanka PLC (DIST)** said it is not in compliance with the **minimum public shareholding** as required by Listing Rules. Consequent to the recent dividend distribution in specie by the holding Company **Melstacorp PLC (MELS)**, the public float has been increased to 3.24% consisting 10,577 public shareholders. DIST was informed that MELS intends to sell further shares to meet the obligation on public float.
- **Sunshine Holdings PLC (SUN)** said its Board has resolved on 15th May 2018 to issue 11.9Mn shares (~8.7% stake) by way of a **private placement** to **SBI Ven Holdings Pte Limited** at an issue price of **LKR 65/-per share** amounting to a total subscription of LKR 775Mn subject to receiving approvals. The current stated capital of the Company is Rs.798.5Mn and it is represented by 136.5Mn ordinary shares. The purpose of the private placement is to reduce the exposure to bank borrowings by repaying debt.  
(Note: SBI Ven Holdings has purchased 10.99% stake of SUN at LKR 50 per share in March 2017.)
- Board of **CT Land Development PLC** has approved the Fair Valuation of its investment property, based on a Valuation Report; Consequent to the said valuation: current effective capital value of the investment property increased to LKR 3.81Bn, the fair value gain of LKR 215.7 is recorded in the Statement of Comprehensive income for the year ended 31<sup>st</sup> March 2018.

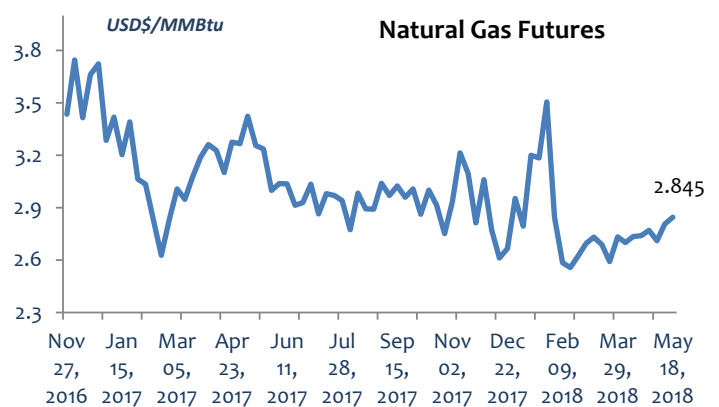
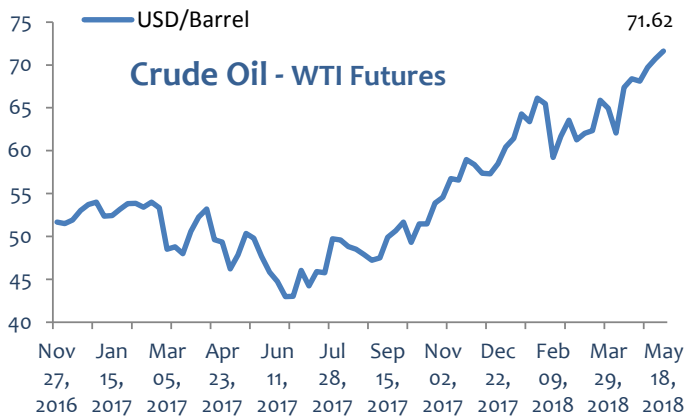
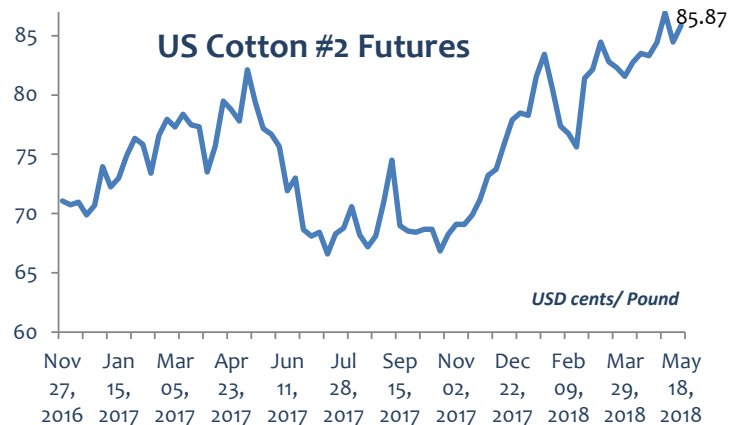
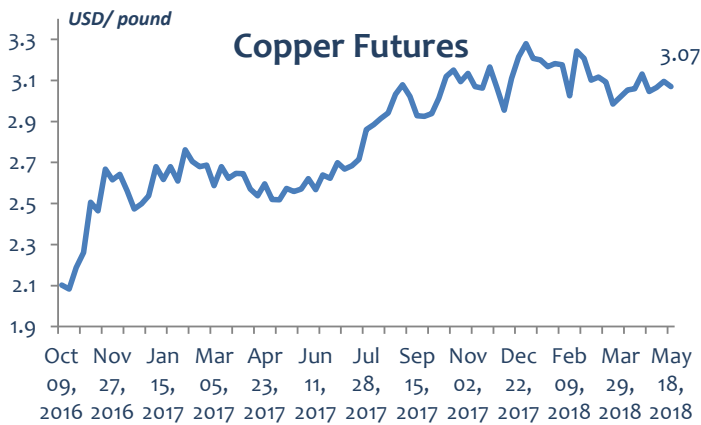
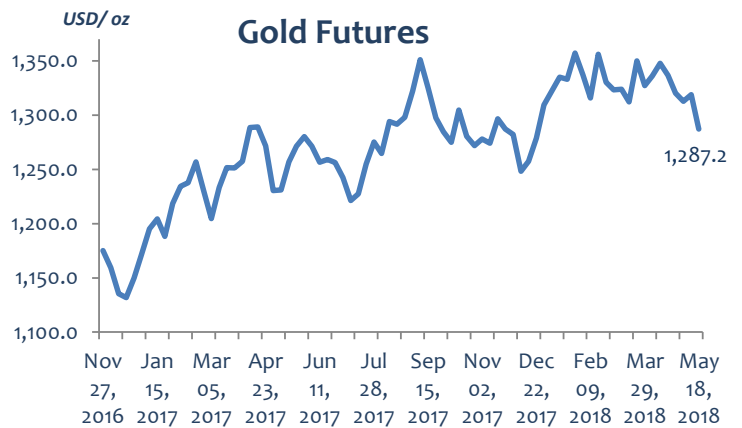
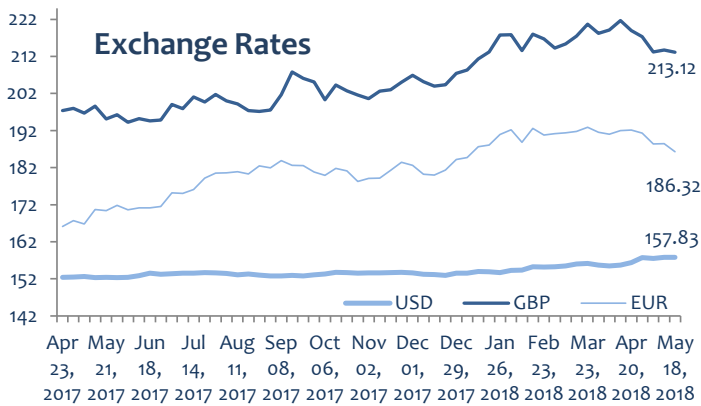
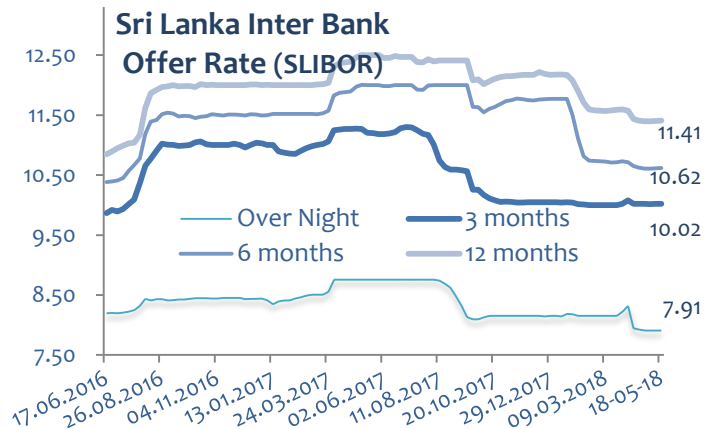
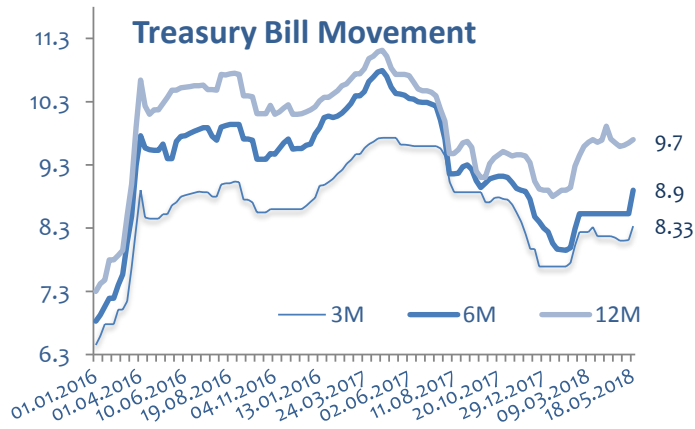
## Summary of Key Announcements during the week

### ➤ Dealings By Directors

Counter	Nature	Director / Company involved	No of Shares	Price	Date
CARG	Purchase	Mr V R Page	3,352	198.10	16th May
COCR	Purchase	Mr P T Fisher (Creation Investments)	86,571	43.00	27 Apr - 15 May
COMD	Disposal	Commercial Bank (Mr J Durairatnam)	19,000	75.0	15, 16th May
CTHR	Purchase	Mr V R Page	39,000	175.2, 175.5	17th May
CTHR	Purchase	Mrs C K Muttukumar	9,000	175.5	16th May
LGL	Purchase	Mr Ashan De Silva (CEO)	10,000	25.6	16th May
PAP	Disposal	Dr T Senthilverl	529,961	3.2, 3.3	15th May
SPEN	Purchase	Melstacorp PLC	8,315,681	50.1 - 51.5	26 Mar, 24 Apr
VLL	Disposal	Mr Zulficar Ghouse	13,000	4.5, 4.6	8th May

# Economic Indicators & Other Statistics

Source: investing.com & cbsl.gov.lk



## Contact Information

### Head Office

#### Sales Team

Thakshila Hulangamuwa	thakshi@ashaphillip.net	+94 11 2429108
Upul Priyantha	upul@ashaphillip.net	+94 11 2429106
Shanmugam Sudhagar	sudha@ashaphillip.net	+94 11 2429107
Vasantha Wicramasinghe	vasantha@ashaphillip.net	+94 11 2429114

#### Research

Visahan Arumainayaham	visahan@ashaphillip.net	+94112429139
Nishani Ruwanpathirana	nishani@ashaphillip.net	+94 112429137

### Regional Offices

#### Colombo (H/O)

# 321, Lakshmans Building, 2nd Floor,  
Galle Road, Colombo 03.  
Tel - 94 112429100  
Fax - 94 112429199  
www.ashaphillip.net  
Email - research@ashaphillip.net

#### Matara

#24-1/3A,  
E.H. Cooray Tower, 2<sup>nd</sup> Floor,  
Anagarika Dharmapala Mw,  
Matara.  
Tel: 041 2235191-5

#### Jaffna

#147, 2/3  
K.K.S. Road,  
Jaffna.  
Tel: 021 2221614

#### Kiribathgoda

#94, Udeshi City Shopping Complex,  
2nd Floor, #2/12, Makola Road,  
Kiribathgoda.  
Tel. 011 2908511

#### Embilipitiya

#62, Sampath Bank Building,  
Main Street,  
Embilipitiya.  
Tel. 047 2261950

#### Kandy

# 88, Ceybank House,  
Dalada Vidiya,  
Kandy.  
Tel. 081 2204750

#### Anuradhapura

# 2nd floor, 488/8/2,  
Town hall place,  
Maithreepala senanayaka mawatha,  
Anuradhapura  
Tel. 025 2234705

#### Negombo

#72 A 2/1,  
Old Chilaw Road,  
Negombo.  
Tel. 031 2227474

#### Gampaha

#107,  
Sanasa Ideal Complex,  
Buddhaloka Mawatha,  
Gampaha.  
Tel. 033 2234888

#### Important Information

This document has been prepared and issued by Asha Phillip Securities Ltd, on the basis of publicly available information, internally developed data and other sources, believed to be reliable. Whilst all responsible care has been taken to ensure that the facts stated are accurate and the opinions given are fair and reasonable neither Asha Phillip Securities Ltd, nor any Director Officer or employee, shall in any way be responsible for any decisions made on its contents. Asha Phillip Securities Ltd may act as a Broker in the investments which are the subject of this document or related investments and may have acted upon or used the information contained in this document, or the research or analysis on which it is based, before its publication. Asha Phillip Securities Ltd., Its Directors, Officers or Employees may also have a position or be otherwise interested in the investments referred to in this document. This is not an offer to sell or buy the investments referred to in this document.