

WEEKLY STOCK MARKET HIGHLIGHTS

Friday, 20 July 2018



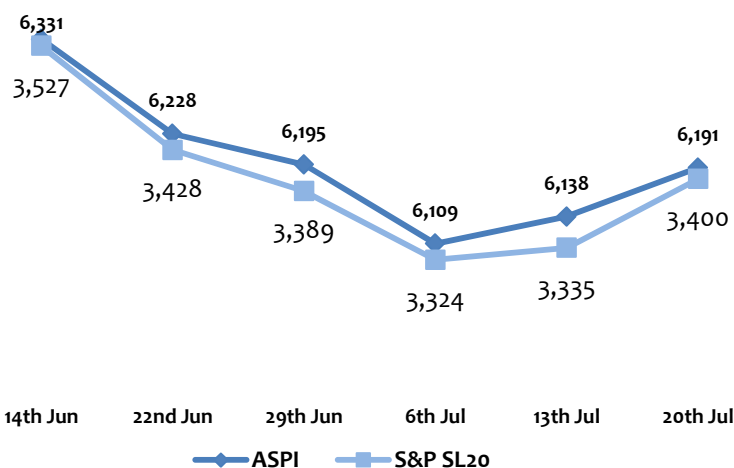
ASHA PHILLIP
SECURITIES LTD

Sri Lanka

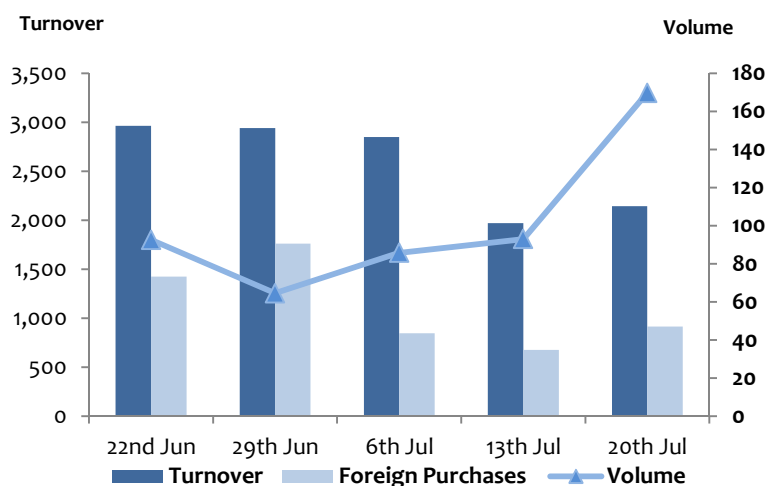
Market Statistics.

Index	20th Jul	13th Jul	Change	% Change
ASPI	6,191.17	6,138.08	↑ 53.09	↑ 0.86%
S&P SL20	3,400.43	3,334.82	↑ 65.61	↑ 1.97%
Market Statistics		20th Jul	13th Jul	% Change
Turnover(Rs.)		2,144,605,136	1,971,186,336	↑ 8.8%
Domestic Purchases		1,231,008,586	1,295,767,310	↓ -5.0%
Domestic Sales		1,126,480,448	1,074,507,165	↑ 4.8%
Foreign Purchases		913,596,550	675,419,027	↑ 35.3%
Foreign Sales		1,018,124,688	896,679,171	↑ 13.5%
Share Volume (No.)		169,741,305	92,981,004	↑ 82.6%
Market Cap (Rs. Bn)		2,899.15	2,867.97	↑ 1.1%
PER		10.05	9.95	↑ 1.0%
PBV		1.24	1.22	↑ 1.6%

Market Indices.



Turnover, Volume and Foreign Purchase.



Performance of the Market

- Foreign selling on JKH & COMB affected the investor sentiment on Monday.
- Several negotiated deals which were executed above the market price have boosted the retail investors' confidence on Tuesday.
- Volatility caused by selling pressure from foreign investors directed the Bourse to turn negative on Wednesday. Average yields of treasury bills were declined during the auction across all maturities.
- Bourse turned positive on Thursday followed by some interest shown by foreign investors (JKH, SAMP, LION & TJL). Tea auction prices inched up during the auction.
- Adverse movements in the global economic front made the foreign investors to step back on Friday, resulted a sluggish session. Positive momentum prevailed throughout the session.

Summary

- Weekly turnover remained at subdued levels, slight improvements were noted in investor confidence for the third consecutive week; remaining weekly net foreign outflows raise concerns but net inflows noted during later part of the week brought confidence.
- ASPI was moved between 6,126.11-6,199.89 points and settled the week on positive note at 6,191.17 with a gain of 53.09 points (+0.86%).
- The S&P SL20 Index also followed the same trend and settled the week on positive note at 3,400.43 with a gain of 65.61 points (+1.97%).
- The total turnover for the week recorded as LKR 2.14Bn, up by 9% from its previously recorded LKR 1.97Bn; foreign investors remained net sellers for the week.
- Off board trades have contributed 18% of the week's total turnover, accounting for LKR 391.8Mn through 13 trades.

Sectorial Overview

- Diversified Holdings (DIV) sector stood on top providing LKR 1,059Mn capturing 49% of the week's total turnover.
- Bank Finance and Insurance (BFI) and Manufacturing (MFG) sectors stood second and third providing LKR 575Mn and LKR 173Mn respectively to the daily aggregated turnover.

Weekly Market Highlights & Statistics

Highest Turnover

Company Name	Share Vol.	Turnover (LKR)	Low (LKR)	High (LKR)	Cur.Week Close	Prv.Week Close	Change (LKR)	Change
JOHN KEELLS HOLDINGS PLC	4,565,011	517,768,175	141.60	149.80	148.10	142.00	6.10	4.30%
HEMAS HOLDINGS PLC	2,428,990	260,761,925	105.50	109.00	106.10	108.00	(1.90)	-1.76%
MELSTACORP LIMITED	8,329,301	208,765,646	50.00	51.10	50.50	50.00	0.50	1.00%
COMMERCIAL BANK OF CEYLON PLC	1,298,079	154,993,176	125.00	129.80	129.00	127.00	2.00	1.57%
SAMPATH BANK PLC	387,814	102,309,059	292.00	304.90	302.00	294.00	8.00	2.72%

Highest Volume

Company Name	Share Vol.	Turnover (LKR)	Low (LKR)	High (LKR)	Cur.Week Close	Prv.Week Close	Change (LKR)	Change
AMANA TAKAFUL PLC	88,613,047	71,155,453	0.70	1.00	0.90	0.70	0.20	28.57%
HATTON PLANTATIONS LTD	11,642,511	86,808,682	7.40	7.70	7.40	7.50	(0.10)	-1.33%
MELSTACORP LIMITED	8,329,301	208,765,646	50.00	51.10	50.50	50.00	0.50	1.00%
ADAM INVESTMENTS PLC	8,236,287	1,607,060	0.20	0.30	0.20	0.30	(0.10)	-33.33%
EXPOLANKA HOLDINGS PLC	6,076,496	24,537,362	4.00	4.30	4.20	4.00	0.20	5.00%

Top Gainers

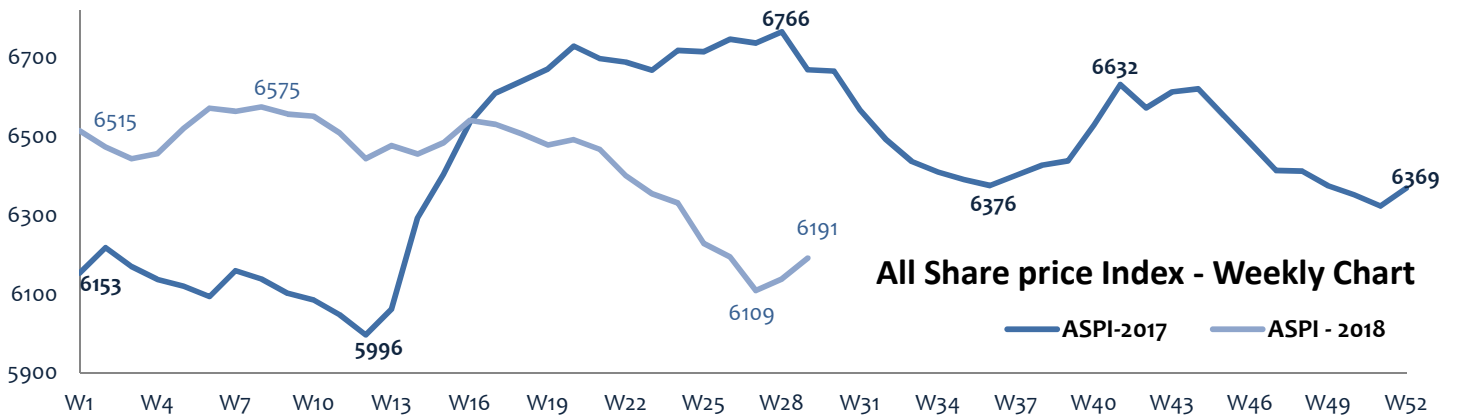
Company Name	VWA Week Close	Change (LKR)	Change %	Turnover (LKR)
AMANA TAKAFUL	0.90	0.20	28.57	71,155,452.3
ADAM CAPITAL	0.60	0.10	20.00	579,420.10
LOTUS HYDRO	5.50	0.70	14.58	665,738.20
PARAGON	66.30	8.30	14.31	27,002.00
SIERRA CABL	2.40	0.30	14.29	6,564,775.10

Top Losers

Company Name	VWA Week Close	Change (LKR)	Change %	Turnover (LKR)
ADAM INVESTMENTS	0.20	(0.10)	(33.33)	1,607,060.30
S M B LEASING [X]	0.20	(0.10)	(33.33)	58,645
CEYLON PRINTERS	59.70	(11.90)	(16.62)	319,588.50
BLUE DIAMONDS	0.60	(0.10)	(14.29)	43,816.80
MULLERS	0.70	(0.10)	(12.50)	215,403.2

Crossings

Name	Symbol	Avg Price	Trades	T.Volume	Turnover
John Keells Holdings PLC	JKH.N0000	143.77	5	1,265,309	181,911,533
Amana Takaful PLC	ATL.N0000	0.80	3	81,000,000	64,800,000
Textured Jersey Lanka PLC	TJL.N0000	31.50	2	2,031,400	63,989,100
Melstacorp Limited PLC	MELS.N0000	50.00	1	644,058	32,202,900
Sampath Bank PLC	SAMP.N0000	295.00	1	96,213	28,382,835
Commercial Bank Of Ceylon PLC	COMB.N0000	126.00	1	162,825	20,515,950



Foreign Transactions.

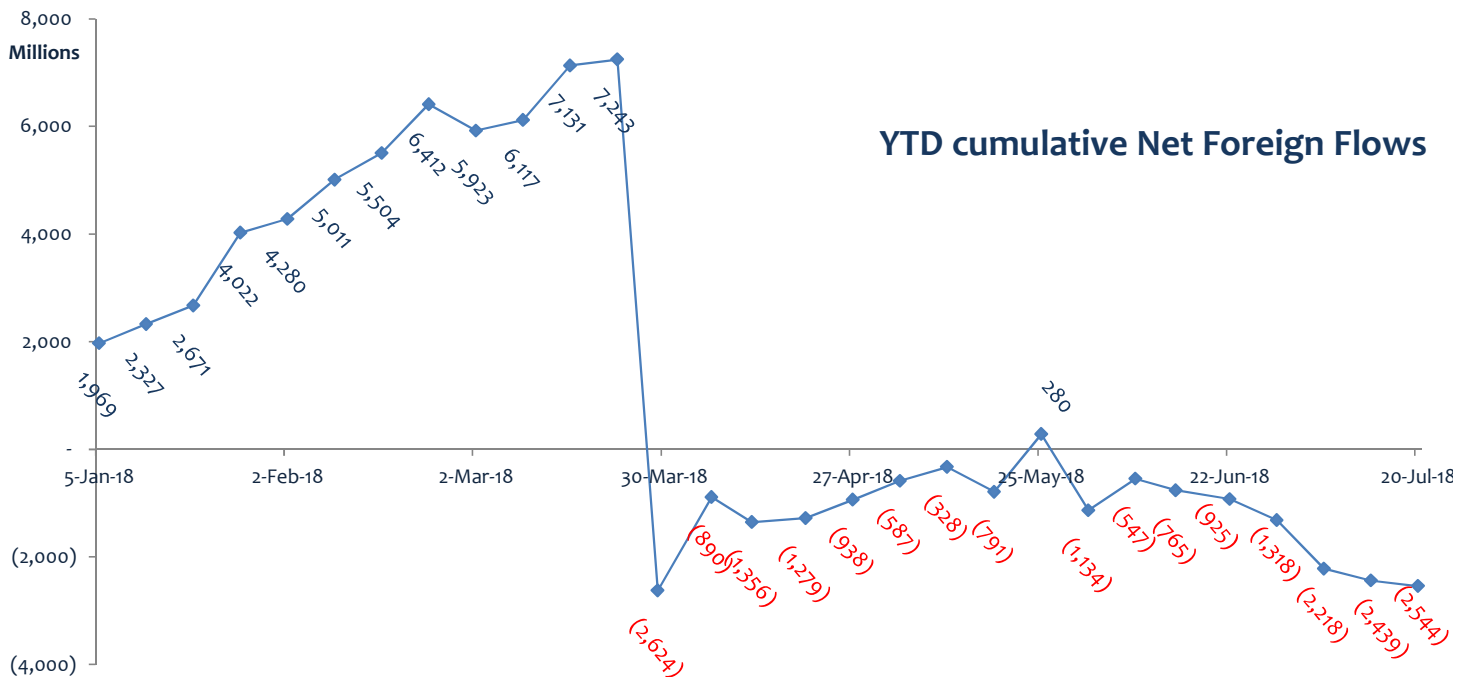
Company Name	Avg Price	Net change in Qty	Net Foreign Inflow
TEEJAY LANKA	31.50	2,158,934	68,006,421
LION BREWERY	570.00	22,484	12,815,880
PEOPLE'S INS (+)	21.50	290,000	6,235,000
HNB (+)	229.00	25,955	5,943,695
KEELLS FOOD	135.00	39,731	5,363,685
CENTRAL FINANCE	97.50	37,000	3,607,500
DIALOG (+)	14.20	131,048	1,860,882
RICHARD PIERIS	11.50	145,734	1,675,941
HNB[X.0000] (+)	180.00	7,205	1,296,900
EXPOLANKA	4.20	220,504	926,117

Company Name	Avg Price	Net change in Qty	Net Foreign Outflow
HEMAS HOLDINGS	107.46	(541,445)	(58,183,680)
COMMERCIAL BANK	125.87	(280,039)	(35,248,509)
SAMPATH (+)	295.00	(95,455)	(28,159,225)
JKH	142.42	(193,642)	(27,578,494)
CEYLON TOBACCO	1,150.80	(16,010)	(18,424,308)
TOKYO CEMENT[X]	31.00	(557,925)	(17,295,675)
NESTLE (+)	1,745.00	(5,950)	(10,382,750)
SUNSHINE HOLDING	53.00	(89,258)	(4,730,674)
NAT. DEV. BANK (+)	113.10	(41,797)	(4,727,241)
AITKEN SPENCE	49.5	(82,767)	(4,096,967)

Foreign Participation

- **Aggregate foreign buying** for the Week totaled up to **LKR 913.6Mn.**
- **Foreign sales** for the Week amounted to **LKR 1,018.12Mn.**
- **Net foreign outflow** for the Week was **LKR 104.53Mn**, **YTD net foreign outflow** presently stands at **LKR 2.54Bn**
- **TJL** notched the “Top Net Purchasers” slot with a net inflow of **LKR 68.01Mn** whilst **HHL** notched the “Top net Sellers” slot with a net outflow of **LKR 58.18Mn.**

Movement of Net Foreign Flows



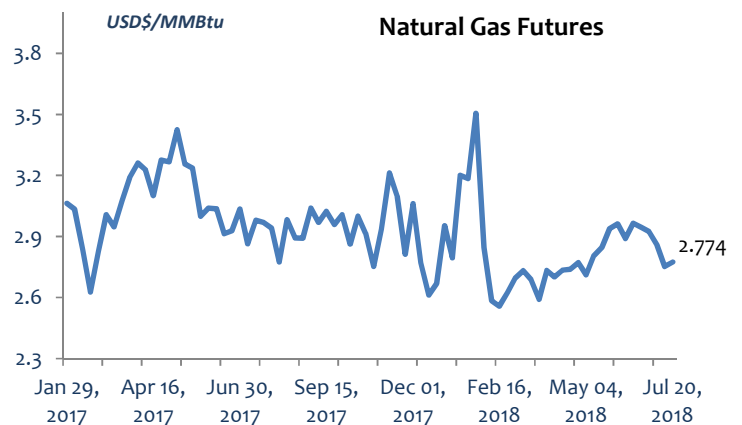
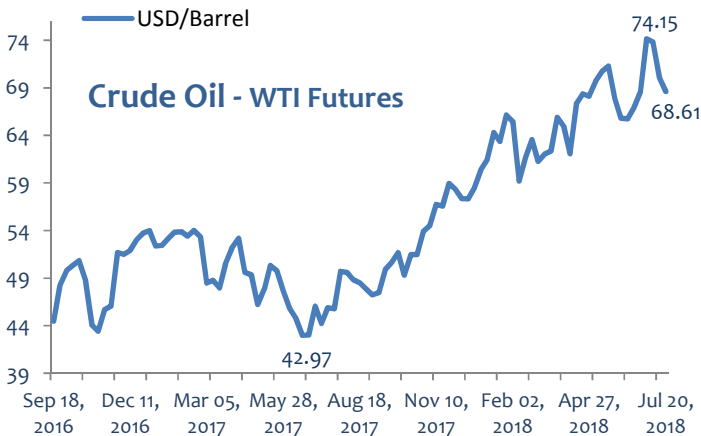
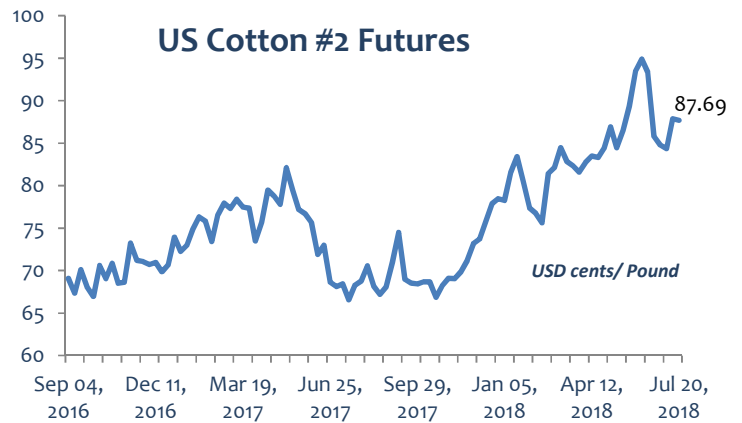
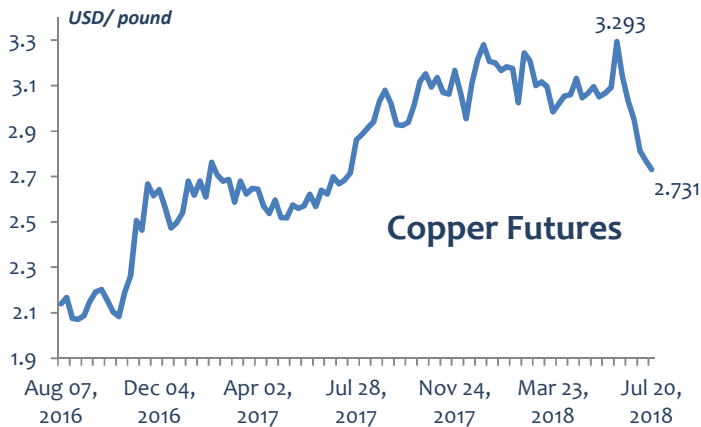
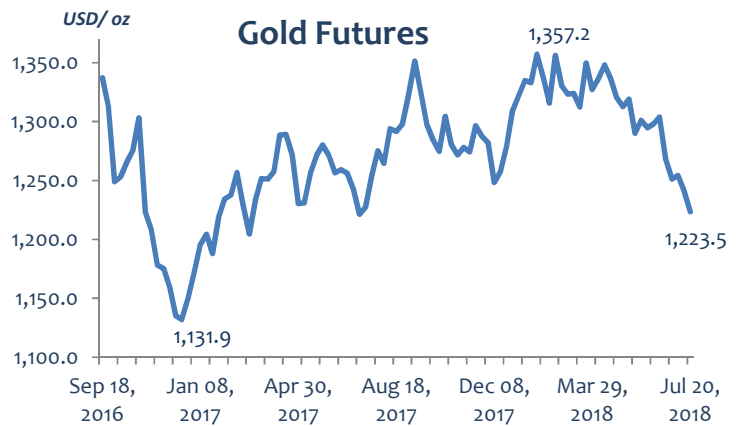
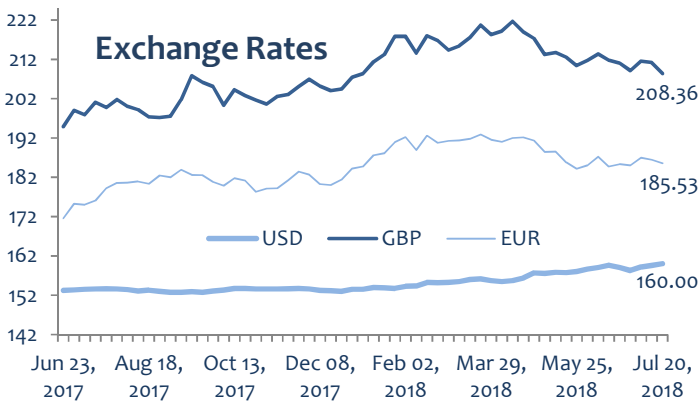
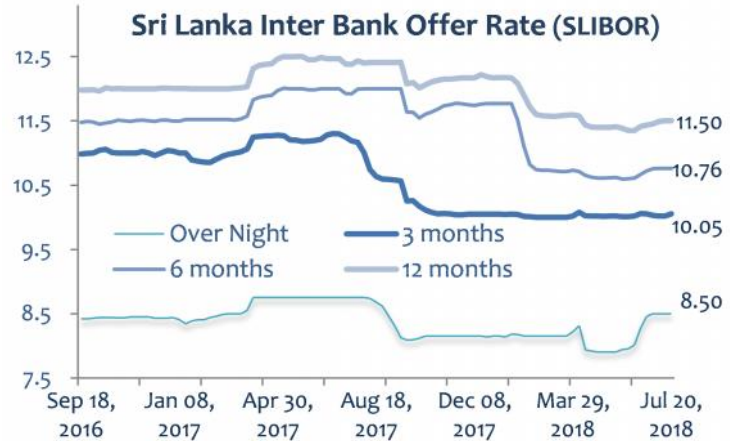
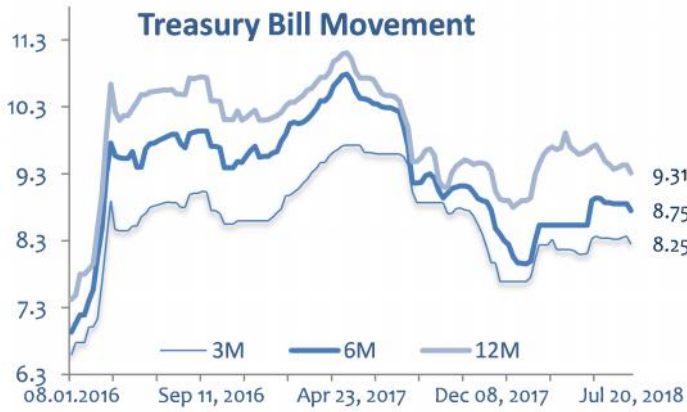
Summary of Key Announcements during the week

- **Commercial Bank of Ceylon PLC's BASEL III Debenture Issue was oversubscribed**, closed on 16th Jul 2018.
- **CSE approved listing of Hayleys PLC's (HAYL) 40Mn debt securities**; Listed, Rated, Unsecured, Senior, Redeemable 5 Year Debentures at LKR 100/- each. **Subscription list** would be open on **24th July**.
- **Capital Trust Holdings Limited** had acquired 5,558 shares of **Colombo City Holdings PLC (PHAR)** on 8th May 2018 and increased their holding in PHAR to 127,695 Shares (10.03% stake).
- **Swarnamahahal Financial Services PLC (SFS)** said "its securities were suspended with effect from 1st July 2018 due to non-compliance with listing rules even after the expiry of six months from the date of transferring SFS to the Watch List. Their deferment also was not granted by the SEC". Further, "SFS is now negotiating a proposal with an investor in consultation with the Central Bank of Sri Lanka to infuse fresh capital. SFS expects that they can comply with the Listing rules, as soon as the said proposal is materialized".
- **Prime Finance PLC (GSF)** said they have received applications for 43.2Mn Ordinary Voting Shares for their Rights Issue 2018. (Issue was fully subscribed)
- **Chevron Lubricants Lanka PLC (LLUB)** said, **Mr. Patrick McCloud** has been appointed as **Managing Director/CEO** of LLUB effective 1st September 2018.
- CSE said, **Kalpitiya Beach Resort PLC (CITK)** was **Delisted** from the list of CSE with effect from **17th July 2018**.
- **CBC Myanmar Microfinance Company Ltd** a fully owned subsidiary of **Commercial Bank of Ceylon PLC** commenced operations in Naypyitaw, Myanmar on 16th July 2018, to operate as a non-deposit taking Microfinance Company initially engaged in group lending.
- **Merchant Bank Of Sri Lanka & Finance PLC (MBSL)** said, It's shares were transferred to the Watch List on 17.07.2018 as its Audited Financial Statements contains' an emphasis of matter on going concern pertaining to its Subsidiary, **MBSL Insurance Company Limited (MBSLI)**, Its license is under suspension). Currently MBSL is in the process of facilitating capital infusion of LKR 700Mn to MBSLI by way of a **private placement** with a strategic investor. Further MBSL intends to invest LKR 500Mn in MBSLI to meet regulatory capital requirement. In the event the above **matters are not resolved within 15 months, trading of MBSL shall be suspended**. If trading suspension continues for 12 months, MBSL shall be delisted in terms of Listing Rules.
- **AIA Insurance Lanka PLC (CTCE)** has secured Listing Exemption from the Insurance Regulatory Commission of Sri Lanka and announced its intent of a **Voluntary Delisting** from CSE. Accordingly **AIA Company Limited** will make an **offer to purchase all other existing shares** at a price of **LKR 1,000 per share** for purposes of the proposed delisting of CTCE. The Company will convene an EGM shortly. **Trading of CTCE.N has been suspended as per SEC Rules**.
- **Multi Finance PLC (MFL)** to meet the minimum core capital requirement, proposed issue of **new shares by way of a private placement**. Accordingly 15.38Mn ordinary shares are to be issued for a total consideration of LKR 200Mn to **Fairway Holdings (Pvt) Ltd** at an issue price of LKR 13.00 per share.
- **Dealings By Directors**

Counter	Nature	Director / Company involved	No of Shares	Price	Date
ATL	Purchase	Mr Osman Kassim	27,000,000	0.8	18th Jul
CFLB	Purchase	Mr. A Rajaratnam (Financial Trust Limited)	500	16.5	09th July
CTHR	Purchase	Dr A Aranvinda Page	2,699	175, 179	17, 18th Jul.
LPRT	Purchase	Mr. R S Wijewardene	18	129.9	26th June
VLL	Disposal	Mr. Zulficat Ghouse	1,256,850	4.2	16th July
VPEL	Disposal	A K Dheerasinghe & his Spouse	589,760	7.1 - 7.3	16th July
YORK	Purchase	MR S Shanmugalingam (Trust Holdings & Investments)	100	82.9	09th July

Economic Indicators & Other Statistics

Source: investing.com & cbsl.gov.lk



Contact Information

Head Office

Sales Team

Thakshila Hulangamuwa	thakshi@ashaphillip.net	+94 11 2429108
Upul Priyantha	upul@ashaphillip.net	+94 11 2429106
Shanmugam Sudhagar	sudha@ashaphillip.net	+94 11 2429107
Vasantha Wicramasinghe	vasantha@ashaphillip.net	+94 11 2429114

Research

Visahan Arumainayaham	visahan@ashaphillip.net	+94112429139
Nishani Ruwanpathirana	nishani@ashaphillip.net	+94 112429137

Regional Offices

Colombo (H/O)

321, Lakshmans Building, 2nd Floor,
Galle Road, Colombo 03.
Tel - 94 112429100
Fax - 94 112429199
www.ashaphillip.net
Email - research@ashaphillip.net

Matara

#24-1/3A,
E.H. Cooray Tower, 2nd Floor,
Anagarika Dharmapala Mw,
Matara.
Tel: 041 2235191-5

Jaffna

#147, 2/3
K.K.S. Road,
Jaffna.
Tel: 021 2221614

Kandy

88, Ceybank House, Dalada Vidiya,
Kandy.
Tel. 081 2204750

Kiribathgoda

#94, Udeshi City Shopping Complex,
2nd Floor, #2/12, Makola Road,
Kiribathgoda.
Tel. 011 2908511

Negombo

#72 A 2/1,
Old Chilaw Road,
Negombo.
Tel. 031 2227474

Gampaha

#107, Sanasa Ideal Complex,
Bauddhaloka Mawatha,
Gampaha.
Tel. 033 2234888

Important Information

This document has been prepared and issued by Asha Phillip Securities Ltd, on the basis of publicly available information, internally developed data and other sources, believed to be reliable. Whilst all responsible care has been taken to ensure that the facts stated are accurate and the opinions given are fair and reasonable neither Asha Phillip Securities Ltd, nor any Director Officer or employee, shall in any way be responsible for any decisions made on its contents. Asha Phillip Securities Ltd may act as a Broker in the investments which are the subject of this document or related investments and may have acted upon or used the information contained in this document, or the research or analysis on which it is based, before its publication. Asha Phillip Securities Ltd., Its Directors, Officers or Employees may also have a position or be otherwise interested in the investments referred to in this document. This is not an offer to sell or buy the investments referred to in this document.