

# WEEKLY STOCK MARKET HIGHLIGHTS

Friday, 21 September 2018



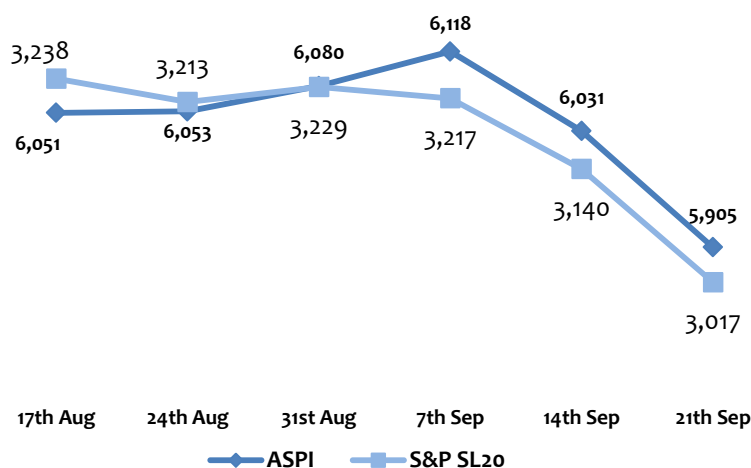
**ASHA PHILLIP  
SECURITIES LTD**

Sri Lanka

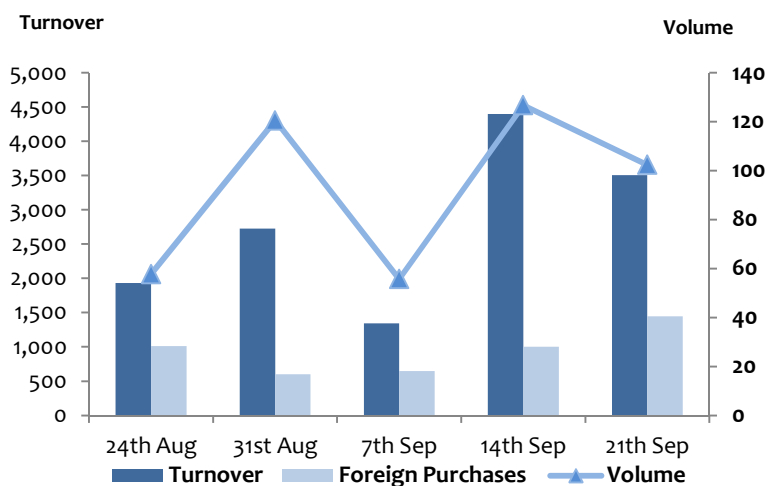
## Market Statistics.

Index	21th Sep	14th Sep	Change	% Change
ASPI	5,904.90	6,031.26	↓ (126.36)	↓ -2.10%
S&P SL20	3,016.76	3,139.77	↓ (123.01)	↓ -3.92%
Market Statistics		21th Sep	14th Sep	% Change
Turnover (Rs.)	3,503,903,252	4,398,168,757	↓	-20.3%
Domestic Purchases	2,058,338,284	3,394,025,357	↓	-39.4%
Domestic Sales	1,315,279,241	2,829,731,453	↓	-53.5%
Foreign Purchases	1,445,564,968	1,004,143,400	↑	44.0%
Foreign Sales	2,188,624,011	1,568,437,304	↑	39.5%
Share Volume (No.)	102,379,833	126,724,993	↓	-19.2%
Market Cap (Rs. Bn)	2,773.00	2,832.34	↓	-2.1%
PER	9.23	9.43	↓	-2.1%
PBV	1.16	1.18	↓	-1.7%

## Market Indices.



## Turnover, Volume and Foreign Purchase.



## Performance of the Market

- Monday: Considerable amount of selling was noted in Chevron Lubricants at multiyear low prices. Bourse remained sluggish. Foreign investors turned net buyers.
- Tuesday: Increased selling on blue chips had broken the psychological 6,000 mark (lowest after 10th Mar 2016 – ASPI: 5,948.23).
- Wednesday: Slight stabilization was noted, following the better GDP data. Foreign investors remained net sellers. All bids during the T-bill auction were rejected by CB.
- Thursday: Steep decline of local currency had rattled the investors; Counters exposed to foreign currency borrowings faced steep declines. Tea auction prices improve; volumes remained lower.
- Friday: Bourse witnessed steep decline till mid of the session; slight recovery was noted during the later part; ended on negative note. Majority of the turnover resulted by foreign sales (83%).

## Summary

- ASPI was moved between 5,888.36 - 6,051.02 points and settled the week on negative note at 5,904.90 with a loss of 126.36 points (-2.10%).
- The S&P SL20 Index also followed the same trend and settled the week on negative note at 3,016.76 with a loss of 123.01 points (-3.92%).
- The total turnover for the week recorded as LKR 3.5Bn, down by 20% from its previously recorded LKR 4.4Bn; foreign investors remained net sellers for the week.
- Off board trades represented 32% of the week's turnover, accounting for LKR 1.12Bn through 20 trades.

## Sectorial Overview

- Diversified Holdings (DIV) sector stood on top providing LKR 1.47Bn capturing 42% of the week's total turnover.
- Bank Finance and Insurance (BFI) and Manufacturing (MFG) sectors stood second and third providing LKR 1.25Bn and LKR 0.38Bn respectively to the weekly aggregated turnover.

## Weekly Market Highlights & Statistics

### Highest Turnover

Company Name	Share Vol.	Turnover (LKR)	Low (LKR)	High (LKR)	Cur.Week Close	Prv.Week Close	Change (LKR)	Change
JOHN KEELLS HOLDINGS PLC	7,848,246	1,019,675,371	127.00	135.20	129.50	133.70	(4.20)	-3.14%
SAMPATH BANK PLC	1,571,869	394,905,021	236.3	268.0	238.60	265.00	(26.40)	-9.96%
MELSTACORP LIMITED	7,737,011	388,690,940	50.00	51.40	50.00	50.00	-	0.00%
CHEVRON LUBRICANTS LANKA PLC	5,023,516	327,497,530	65.00	71.50	68.00	71.70	(3.70)	-5.16%
COMMERCIAL BANK OF CEYLON PLC	2,504,601	287,733,145	114.00	120.00	114.10	119.80	(5.70)	-4.76%

### Highest Volume

Company Name	Share Vol.	Turnover (LKR)	Low (LKR)	High (LKR)	Cur.Week Close	Prv.Week Close	Change (LKR)	Change
SMB LEASING PLC [X]	15,494,035	3,098,887	0.20	0.30	0.20	0.20	-	0.00%
LOLC FINANCE PLC	12,010,674	45,263,507	3.60	3.90	3.80	3.70	0.10	2.70%
JOHN KEELLS HOLDINGS PLC	7,848,246	1,019,675,371	127.00	135.20	129.50	133.70	(4.20)	-3.14%
MELSTACORP LIMITED	7,737,011	388,690,940	50.00	51.40	50.00	50.00	-	0.00%
ASIA ASSET FINANCE PLC	5,869,837	5,869,930	1.00	1.10	1.00	1.00	-	0.00%

### Top Gainers

Company Name	VWA Week Close	Change (LKR)	Change %	Turnover (LKR)
ADAM CAPITAL	0.50	0.10	25.00	188,543.0
BIMPUTH FINANCE	33.00	6.40	24.06	2,459,441
SWADESHI	14,991.10	2,178.60	17.00	6,996,899.80
BERUWALA RESORTS	0.70	0.10	16.67	1,164,125.30
CHEMANEX	54.80	7.80	16.60	2,708,445.20

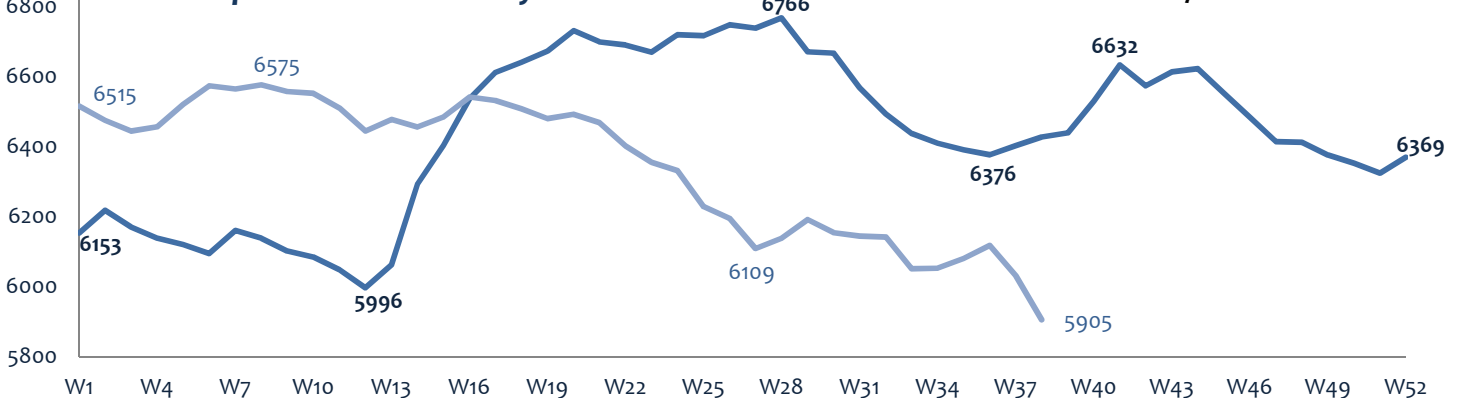
### Top Losers

Company Name	VWA Week Close	Change (LKR)	Change %	Turnover (LKR)
ADAM INVESTMENTS	0.20	(0.10)	(50.00)	4,069.00
BLUE DIAMONDS [X]	0.30	(0.10)	(33.33)	148,172
TESS AGRO	0.60	(0.20)	(33.33)	313,454.80
GOOD HOPE	1,172.00	(269.40)	(22.99)	151,634.10
TESS AGRO [X]	0.50	(0.10)	(20.00)	175,299.4

### Crossings

Name	Symbol	Avg Price	Trades	T.Volume	Turnover
Melstacorp Limited PLC	MELS.N0000	50.30	3	7,348,747	369,241,974
Commercial Bank Of Ceylon PLC	COMB.N0000	114.26	5	1,774,581	202,764,154
John Keells Holdings PLC	JKH.N0000	127.00	3	895,103	114,112,233
Hatton National Bank PLC	HNB.N0000	214.62	3	499,230	107,146,246
Sampath Bank PLC	SAMP.N0000	252.14	2	350,000	88,250,000
Seylan Bank PLC	SEYB.N0000	75.00	1	1,063,168	79,737,600
Union Assurance PLC	UAL.N0000	325.00	1	195,838	63,647,350
Lion Brewery Ceylon PLC	LION.N0000	632.00	1	92,000	58,144,000
The Kingsbury PLC	SERV.N0000	16.00	1	2,000,000	32,000,000

### All Share price Index - Weekly Chart



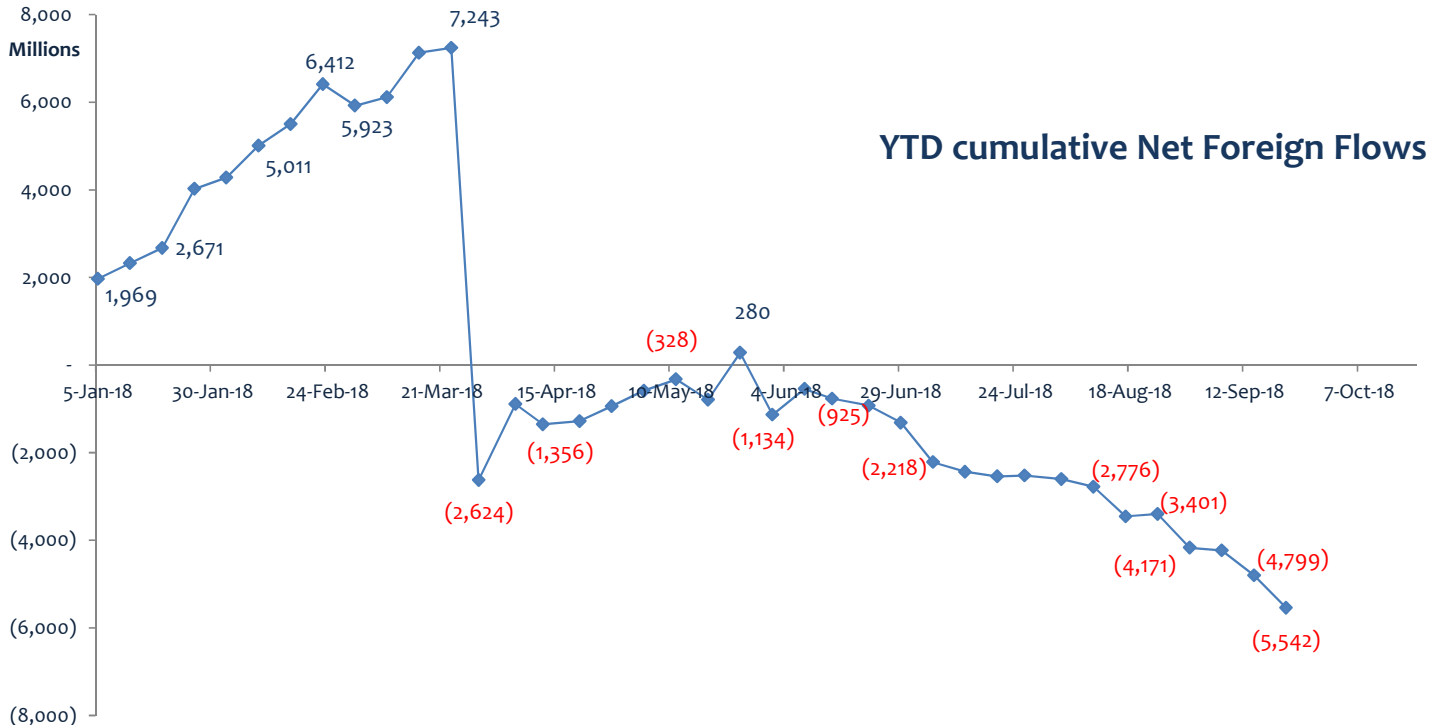
## Foreign Transactions.

Company Name	Avg Price	Net change in Qty	Net Foreign Inflow	Company Name	Avg Price	Net change in Qty	Net Foreign Outflow
CHEVRON (+)	65.10	2,581,315	168,043,607	JKH	129.80	(5,423,638)	(703,988,212)
UNION ASSURANCE	324.00	254,719	82,528,956	COMMERCIAL BANK	114.10	(1,081,646)	(123,415,809)
LION BREWERY	632.00	93,997	59,406,104	SAMPATH (+)	248.00	(378,502)	(93,868,496)
HNB[X.0000] (+)	163.90	124,490	20,403,911	DISTILLERIES	16.70	(2,801,032)	(46,777,234)
NATIONS TRUST (+)	88.10	129,902	11,444,366	HNB (+)	216.00	(189,819)	(41,000,904)
RICHARD PIERIS	10.30	321,560	3,312,068	NESTLE (+)	1,650.10	(20,352)	(33,582,835)
COMMERCIAL BANK[X]	92.00	24,046	2,212,232	DIALOG (+)	12.00	(1,560,514)	(18,726,168)
ELPITIYA	19.00	86,775	1,648,725	HEMAS HOLDINGS	90.20	(131,181)	(11,832,526)
NAT. DEV. BANK (+)	104.40	15,517	1,619,975	CEYLON TOBACCO	1,375.00	(7,956)	(10,939,500)
DIPPED PRODUCTS	77.10	18,668	1,439,303	ROYAL CERAMIC	80.0	(29,398)	(2,351,840)

### Foreign Participation

- **Aggregate foreign buying** for the Week totaled up to **LKR 1.45Bn.**
- **Foreign sales** for the Week amounted to **LKR 2.19Bn.**
- **Net foreign outflow** for the Week was **LKR 0.74Bn**, YTD net foreign outflow presently stands at **LKR 5.54Bn**
- **LLUB** notched the “Top Net Purchasers” slot with a net inflow of **LKR 168Mn** whilst **JKH** notched the “Top net Sellers” slot with a net outflow of **LKR 704Mn.**

## Movement of Net Foreign Flows



## Summary of Key Announcements during the week

- **Laugfs Gas PLC** said, the **initial listing applications** for the listing of **Laugfs Eco Sri Limited (LESL)** and **Laugfs Power Limited (LPL)** by way of an Introduction have been submitted to CSE on 13<sup>th</sup> Sep 2018. **Laugfs Leisure Limited (LLL)** is not in compliance with CSE Listing Rule; evaluating possible options to comply. Once remedial action to rectify the matter is in place, LLL shall submit the initial listing application. Shareholders of LLL will experience a delay in being able to trade their shares compared to LESL & LPL.
- **Colombo Trust Finance PLC** has received the new Certificate of Incorporation from Registrar-General of Companies certifying the **change of name** to **Dialog Finance PLC** with effect from 15 September 2018.
- Trading of **Mackwoods Energy PLC** was **suspended with effect from 25<sup>th</sup> September 2018** due to the Qualified Opinion in the Independent Auditor's Report on their Audited Financial Statements for the year ended 31<sup>st</sup> March 2017.
- Trading of **Agalawatte Plantations PLC (AGAL)** will be **suspended with effect from 1<sup>st</sup> October 2018** unless the company rectifies the non-compliance - Modified Opinion in the Independent Auditor's Report on the Audited Financial Statements for the year ended 31<sup>st</sup> Dec 2015 & 16; on or before 28<sup>th</sup> Sep 2018.
- **Singer (Sri Lanka) PLC (SINS)** is going to issue 10Mn Listed Rated Unsecured Senior Redeemable **Three Year Debentures** (fixed coupon rate - 12.00% p.a on Semi-annual basis; issue price of LKR 100) with an option to issue further 5Mn in the event of an oversubscription of the initial issue, per debenture. **Issue will open on 25<sup>th</sup> Sep 2018**. Fitch Ratings assigned a National Long-Term Rating of 'A-(Ika)'.
- **Ascot Holdings PLC** has received the Certificate of Incorporation by Registrar-General of Companies certifying the **change of name** of the Company to **Lanka Realty Investments PLC**.
- CSE said 6.15Mn ordinary voting shares of **Singer Industries (Ceylon) PLC (SINI)** were listed on 20<sup>th</sup> Sep 2018 pursuant to a **capitalization of reserves** in the proportion of 8 for 5.
- **Nation Lanka Finance PLC (CSF)** said, Mr. Jayantha Dharmadasa, Mr. Victor Ramanan and Mr. Harshith Dharmadasa, have informed that they are "acting in concert" and currently hold an aggregate of 450.87Mn shares representing 59.84%, either in their personal names or by their related Companies.
- **M T D Walkers PLC (KAPI)** said, they are aware of the obligation to **repay the Type A debentures** in line with their obligations on the due date. They are making every endeavor to meet their obligations as per the debenture trust deed. On 30<sup>th</sup> May 2018 ICRA Lanka had revised the Issuer ratings of KAPI from BB+ (Negative) to BB- (Negative).

### ➤ Dealings By Directors

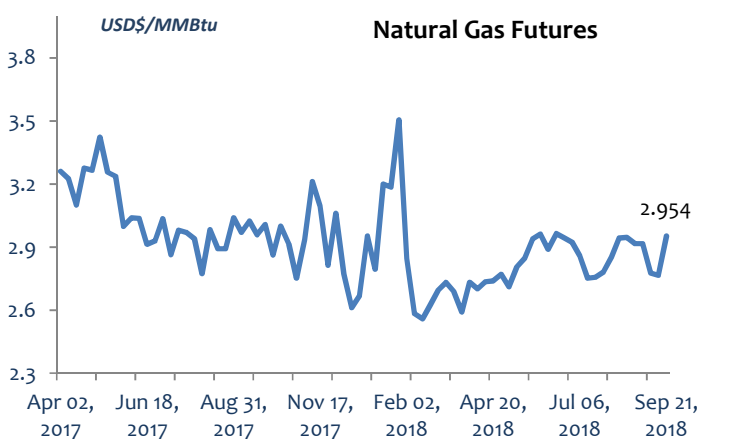
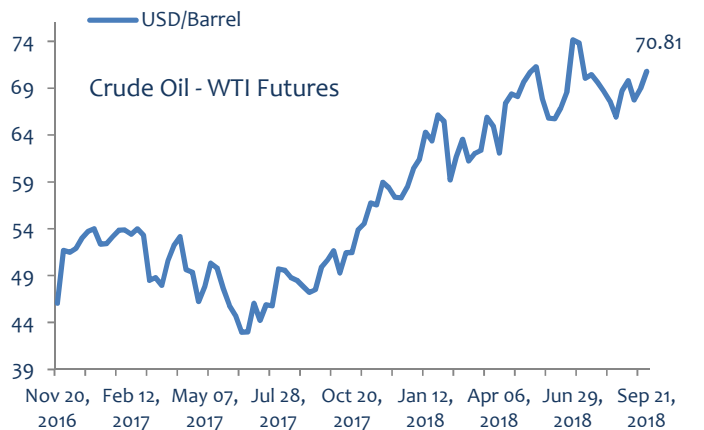
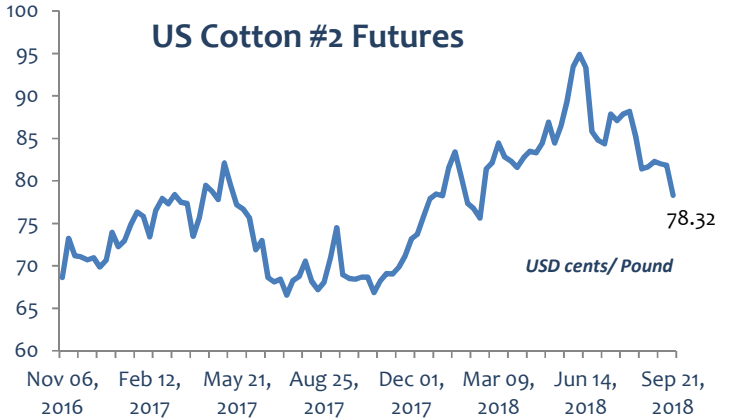
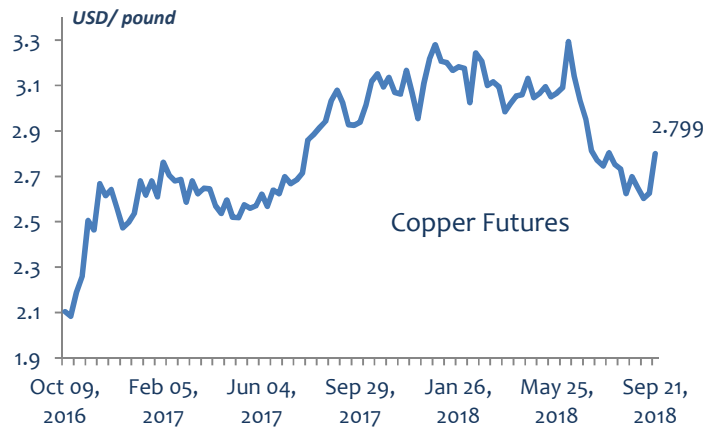
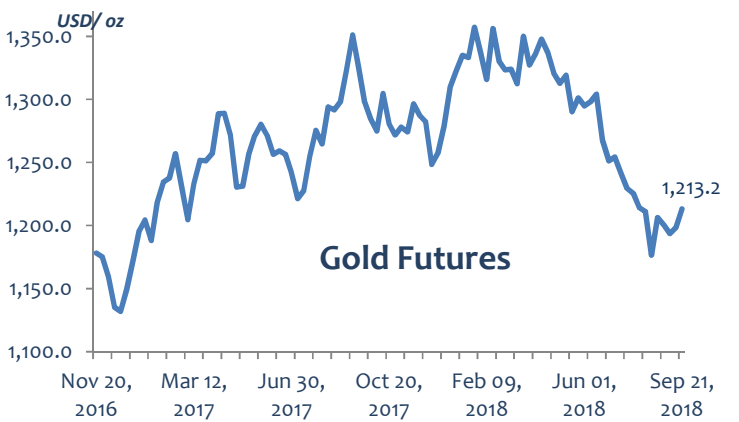
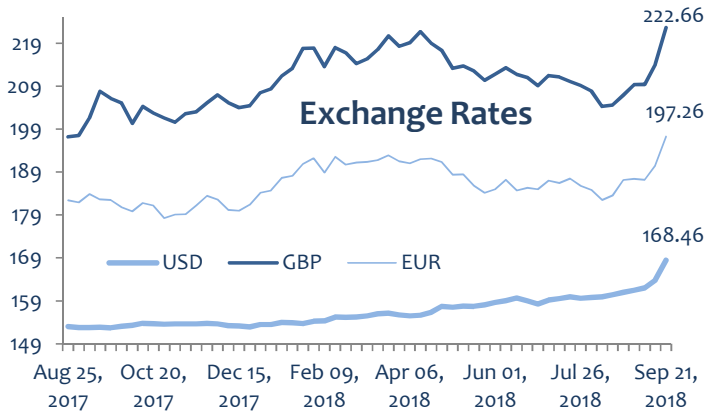
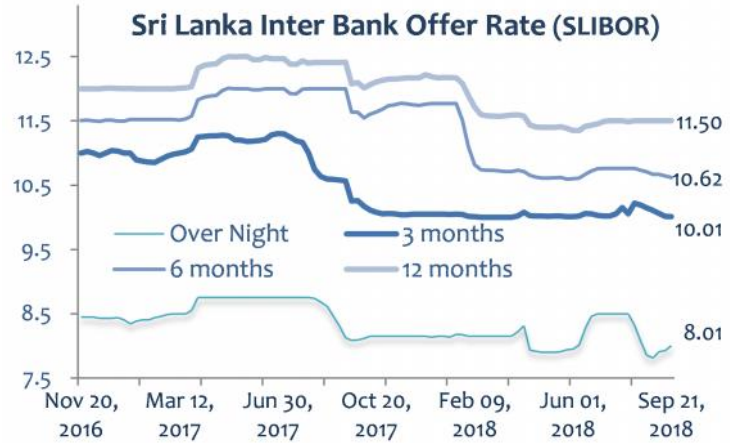
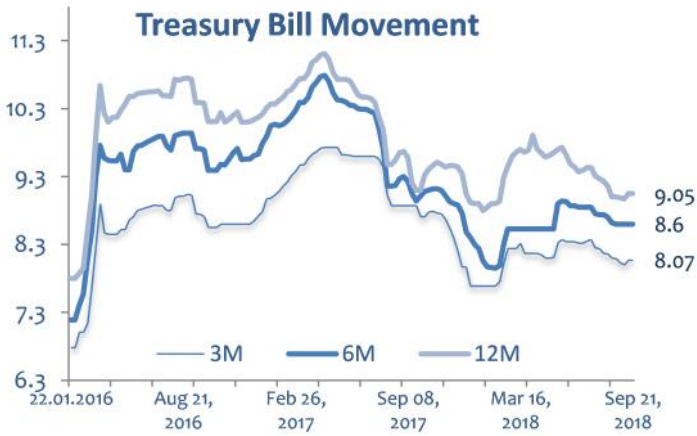
Counter	Nature	Director / Company involved	No of Shares	Price	Date
ALLI	Purchase	Mrs P Desilva	100	64.50	19 Sep.
COCO	Purchase	Dr S R Rajiyah (Chairman) & Mrs I R Rajiyah	330,883	13.4 - 15.0	19 Sep.
CSEC	Disposal	Mr Dinesh Schaffter	38,294,562	36.60	13 Sep.
LFIN	Purchase	Mr Niroshan Udage	78,810	115.00	19 Sep.
LOFC	Disposal	Mrs D P Pieris & her spouse	2,000,000	3.5, 3.6	13 Sep.
RCH	Disposal	Mrs S R Dominie	30,370	49.0 & 50.0	31 Aug - 13 Sep
SWAD	Purchase	Mrs A M Wijewardene (Chairman)	125	14,850 - 15,000	17th Sep.

### ➤ Please Note:

**Asha Phillip Securities Ltd** is going to move the head office to **No. 60, 5<sup>th</sup> Lane, Colombo 03; with effect from 25<sup>th</sup> September 2018**.

# Economic Indicators & Other Statistics

Source: investing.com & cbsl.gov.lk





## Contact Information

### Head Office

#### Sales Team

Thakshila Hulangamuwa	thakshi@ashaphillip.net	+94 11 2429108
Upul Priyantha	upul@ashaphillip.net	+94 11 2429106
Shanmugam Sudhagar	sudha@ashaphillip.net	+94 11 2429107
Vasantha Wicramasinghe	vasantha@ashaphillip.net	+94 11 2429114

#### Research

Visahan Arumainayaham	visahan@ashaphillip.net	+94112429139
Nishani Ruwanpathirana	nishani@ashaphillip.net	+94 112429137

### Regional Offices

#### Colombo (H/O)

# 321, Lakshmans Building, 2nd Floor,  
Galle Road, Colombo 03.  
Tel - 94 112429100  
Fax - 94 112429199  
www.ashaphillip.net  
Email - research@ashaphillip.net

#### Matara

#24-1/3A,  
E.H. Cooray Tower, 2<sup>nd</sup> Floor,  
Anagarika Dharmapala Mw,  
Matara.  
Tel: 041 2235191-5

#### Jaffna

#147, 2/3  
K.K.S. Road,  
Jaffna.  
Tel: 021 2221614

#### Kandy

# 88, Ceybank House, Dalada Vidiya,  
Kandy.  
Tel. 081 2204750

#### Kiribathgoda

#94, Udeshi City Shopping Complex,  
2nd Floor, #2/12, Makola Road,  
Kiribathgoda.  
Tel. 011 2908511

#### Negombo

#72 A 2/1,  
Old Chilaw Road,  
Negombo.  
Tel. 031 2227474

#### Gampaha

#116, Sanasa Ideal Complex,  
Bauddhaloka Mawatha,  
Gampaha.  
Tel. 033 2234888

#### Important Information

This document has been prepared and issued by Asha Phillip Securities Ltd, on the basis of publicly available information, internally developed data and other sources, believed to be reliable. Whilst all responsible care has been taken to ensure that the facts stated are accurate and the opinions given are fair and reasonable neither Asha Phillip Securities Ltd, nor any Director Officer or employee, shall in any way be responsible for any decisions made on its contents. Asha Phillip Securities Ltd may act as a Broker in the investments which are the subject of this document or related investments and may have acted upon or used the information contained in this document, or the research or analysis on which it is based, before its publication. Asha Phillip Securities Ltd., Its Directors, Officers or Employees may also have a position or be otherwise interested in the investments referred to in this document. This is not an offer to sell or buy the investments referred to in this document.