

# WEEKLY STOCK MARKET HIGHLIGHTS

Friday, 22 June 2018



ASHA PHILLIP  
SECURITIES LTD

Sri Lanka

## Weekly Market Statistics.

Index	22nd Jun	14th Jun	Change	% Change
ASPI	6,228.15	6,331.10	↓ (102.95)	↓ -1.63%
S&P SL20	3,428.00	3,526.93	↓ (98.93)	↓ -2.80%
Market Statistics		22nd Jun	14th Jun	% Change
Turnover(Rs.)	2,965,974,658	2,003,515,987	↑ 48%	
Domestic Purchases	1,540,975,078	1,122,581,357	↑ 37%	
Domestic Sales	1,380,238,842	903,599,617	↑ 53%	
Foreign Purchases	1,424,999,580	881,954,630	↑ 62%	
Foreign Sales	1,585,735,817	1,099,916,371	↑ 44%	
Share Volume (No.)	92,511,159	87,741,090	↑ 5.4%	
Market Cap (Rs. Bn)	2,909.41	2956.65	↓ -1.6%	
PER	10.45	10.62	↓ -1.6%	
PBV	1.26	1.28	↓ -1.6%	

## Weekly Performance of the Market

Colombo Bourse witnessed considerable selling pressure on several big cap counters, mainly from foreign investors, which resulted steep decline in indices till mid of the week. Ongoing trade war between large economies affects every ware. Following the receipt of final payment for Hambantota port deal and the stabilization of local currency; the negative trend, which prevailed for more than two weeks got halted. The signs of economic improvements were failed to convince the investors due to the prevailing political instability.

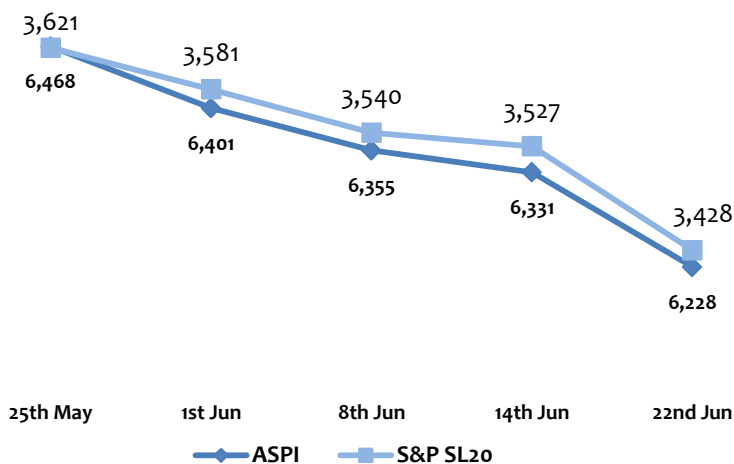
➤ Benchmark index ASPI moved between 6,213.26 - 6,336.51 points and settled on negative note for the fifth consecutive week at 6,228.15 with a loss of 102.95 points (-1.63%).

➤ The S&P SL20 Index also followed the same trend and settled the week on negative terrain at 3,428 with a loss of 98.93 points (-2.8%)

➤ The total turnover for the week recorded as LKR 2.97Bn, charting a gain of 48% from its previously recorded LKR 2.00Bn.

➤ Off board trades have contributed 44% of the week's total turnover, accounting for LKR 1.31Bn through 19 trades.

## Market Indices.

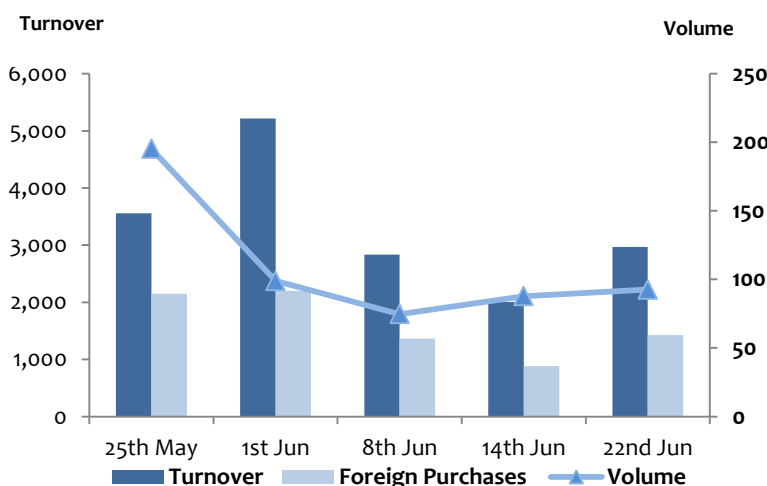


## Sectorial Overview

➤ Diversified Holdings (DIV) sector stood on top providing LKR 1,463Mn capturing 49% of the week's total turnover.

➤ Bank Finance and Insurance (BFI) and Manufacturing (MFG) sectors stood second and third providing LKR 742Mn and LKR 342Mn respectively to the daily aggregated turnover.

## Turnover, Volume and Foreign Purchase.



## Foreign Participation

➤ Aggregate foreign buying for the Week totaled up to LKR 1.42Bn (48% of the turnover)

➤ Foreign sales for the Week amounted to LKR 1.59Bn. (53% of the turnover)

➤ Net foreign outflow for the Week was LKR 0.16Bn, YTD net foreign **outflow** stands at LKR 0.93Bn.

➤ DIAL notched the "Top Net Purchasers" slot with a net inflow of LKR 143.87Mn whilst JKH notched the "Top net Sellers" slot with a net outflow of LKR 227.49Mn.

## Weekly Market Highlights & Statistics

### Highest Turnover for the Week

Company Name	Share Vol.	Turnover (LKR)	Low (LKR)	High (LKR)	Cur.Week Close	Prv.Week Close	Change (LKR)	Change
JOHN KEELLS HOLDINGS PLC	6,013,153	915,832,432	149.10	156.50	150.00	156.00	(6.00)	-3.85%
HEMAS HOLDINGS PLC	3,919,110	446,778,324	113.50	115.00	113.50	114.00	(0.50)	-0.44%
SAMPATH BANK PLC	543,284	168,058,695	304.00	315.50	305.10	313.60	(8.50)	-2.71%
LANKA WALLTILES PLC	1,372,049	150,785,143	88.00	91.90	88.50	89.00	(0.50)	-0.56%
DIALOG AXIATA PLC	10,083,469	146,111,709	14.10	14.60	14.30	14.10	0.20	1.42%

### Highest Volume for the Week

Company Name	Share Vol.	Turnover (LKR)	Low (LKR)	High (LKR)	Cur.Week Close	Prv.Week Close	Change (LKR)	Change
PIRAMAL GLASS CEYLON PLC	12,585,576	56,070,818	4.50	4.80	4.80	4.80	-	0.00%
DIALOG AXIATA PLC	10,083,469	146,111,709	14.10	14.60	14.30	14.10	0.20	1.42%
SMB LEASING PLC	8,485,177	4,243,116	0.50	0.60	0.50	0.50	-	0.00%
JOHN KEELLS HOLDINGS PLC	6,013,153	915,832,432	149.10	156.50	150.00	156.00	(6.00)	-3.85%
HEMAS HOLDINGS PLC	3,919,110	446,778,324	113.50	115.00	113.50	114.00	(0.50)	-0.44%

### Top Gainers For the Week

Company Name	VWA Week Close	Change (LKR)	Change %	Turnover (LKR)
S M B LEASING [X]	0.30	0.10	50.00	47,509.0
PRINTCARE PLC	34.80	5.80	20.00	5,658.40
AMBEON CAPITAL	4.80	0.50	11.63	205,789.50
AMANA LIFE	1.20	0.10	9.09	57,655.00
SERENDIB HOTELS [X]	14.80	1.20	8.82	29,774.60

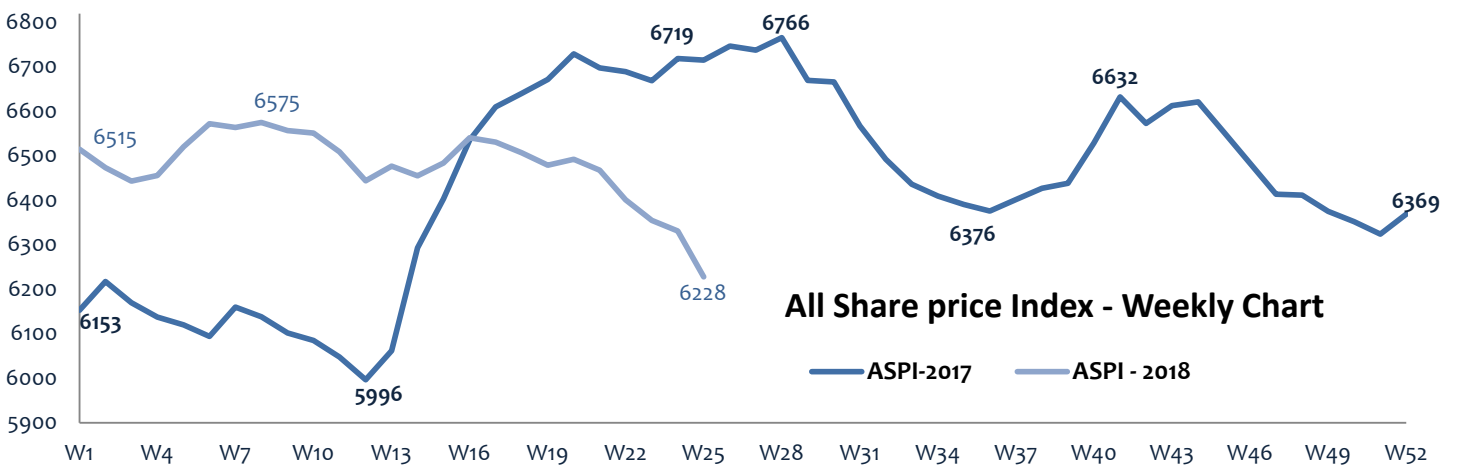
### Top Losers For the Week

Company Name	VWA Week Close	Change (LKR)	Change %	Turnover (LKR)
ADAM CAPITAL	0.40	(0.20)	(33.33)	62,561.00
TESS AGRO [X]	0.50	(0.20)	(28.57)	347,566
MULLERS	0.70	(0.20)	(22.22)	278,565.20
HUEJAY	31.60	(8.90)	(21.98)	40,511.40
E B CREAMY	1,122.30	(253.20)	(18.41)	174,102.9

### Summarized crossings for the week

Name	Symbol	Avg Price	Trades	T.Volume	Turnover
John Keells Holdings PLC	JKH.N0000	152.54	11	4,268,018	651,051,738
Hemas Holdings PLC	HHL.N0000	114.00	4	3,588,484	409,087,176
Lanka Walltiles PLC	LWL.N0000	110.00	1	1,365,460	150,200,600
Hatton National Bank PLC	HNB.N0000	230.00	1	184,904	42,527,920
Ceylon Tobacco Company PLC	CTC.N0000	1,150.00	1	23,295	26,789,250
Piramal Glass Ceylon PLC	GLAS.N0000	4.40	1	6,083,726	26,768,394

### Movement of ASPI



## Weekly Foreign Transactions.

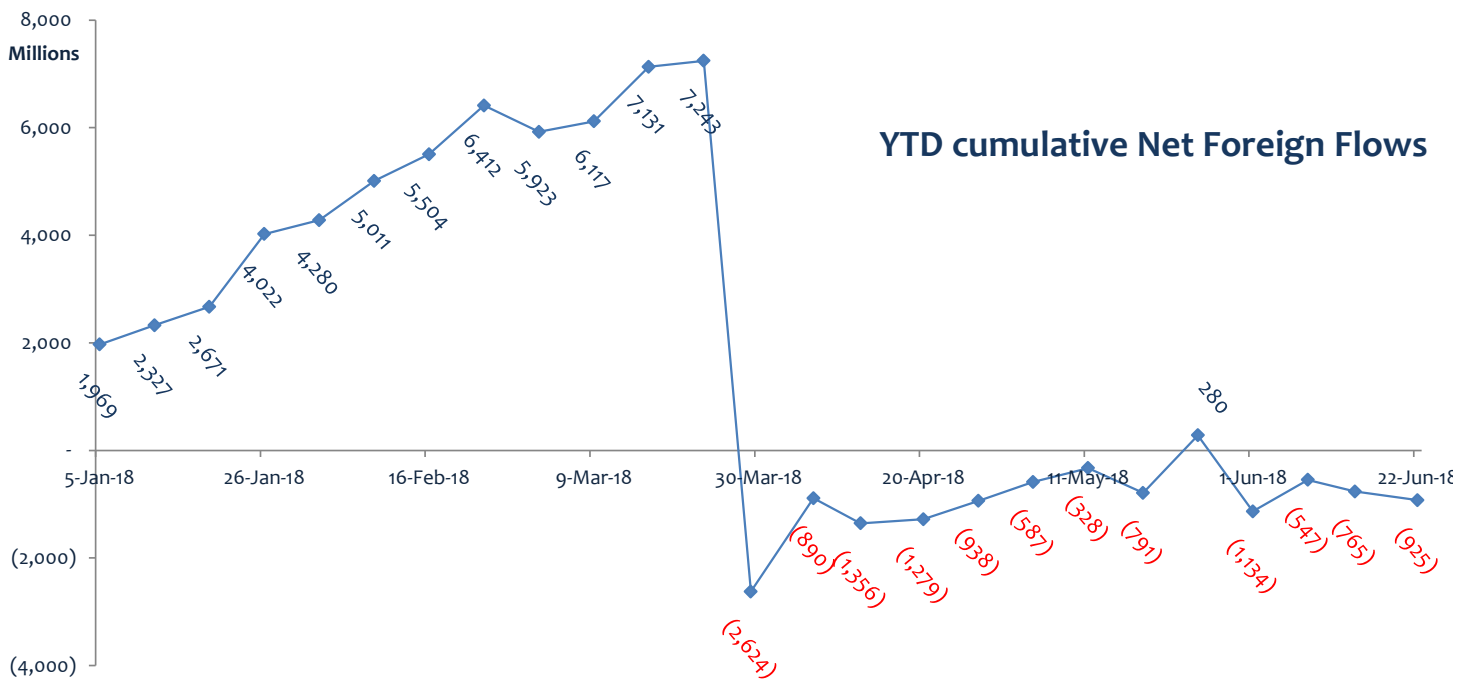
Company Name	Avg Price	Net change in Qty	Net Foreign Inflow
DIALOG (+)	14.50	9,921,898	143,867,521
HEMAS HOLDINGS	114.00	237,609	27,087,426
SAMPATH (+)	309.85	72,711	22,529,503
CHEVRON (+)	75.40	216,002	16,286,551
TEEJAY LANKA	31.10	510,308	15,870,579
CARGILLS	200.00	60,417	12,083,400
CENTRAL IND.	30.00	189,232	5,676,960
RICHARD PIERIS	12.10	436,283	5,279,024
COLD STORES	990.10	3,744	3,706,934
BAIRAHA FARMS	120.00	21,504	2,580,480

Company Name	Avg Price	Net change in Qty	Net Foreign Outflow
JKH	151.86	(1,498,007)	(227,487,343)
COMMERCIAL BANK	126.00	(887,860)	(111,870,360)
PIRAMAL GLASS	4.45	(10,846,939)	(48,268,879)
FIRST CAPITAL	29.00	(346,320)	(10,043,280)
HNB (+)	233.00	(27,409)	(6,386,297)
MELSTACORP	53.10	(112,510)	(5,974,281)
COMMERCIAL BANK[X]	96.00	(54,085)	(5,192,160)
BROWNS CAPITAL	3.90	(982,862)	(3,833,162)
NAT. DEV. BANK (+)	124.00	(18,966)	(2,351,784)
CEYLON TOBACCO (+)	1,111.5	(1,787)	(1,986,251)

### Foreign Participation

- **Aggregate foreign buying** for the Week totaled up to **LKR 1425Mn.**
- **Foreign sales** for the Week amounted to **LKR 1,585.74Mn.**
- **Net foreign outflow** for the Week was **LKR 160.74Mn**, YTD net foreign outflow presently stands at **LKR 925.47Mn**
- **DIAL** notched the “Top Net Purchasers” slot with a net inflow of **LKR 143.87Mn** whilst **JKH** notched the “Top net Sellers” slot with a net outflow of **LKR 227.49Mn.**

## Movement of Net Foreign Flows



## Summary of Key Announcements during the week

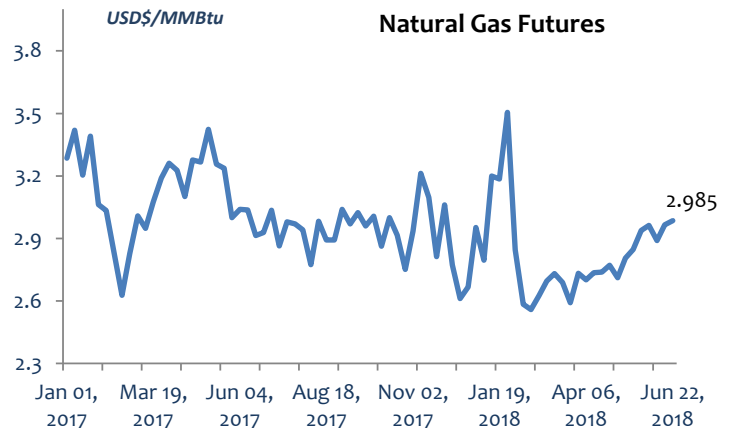
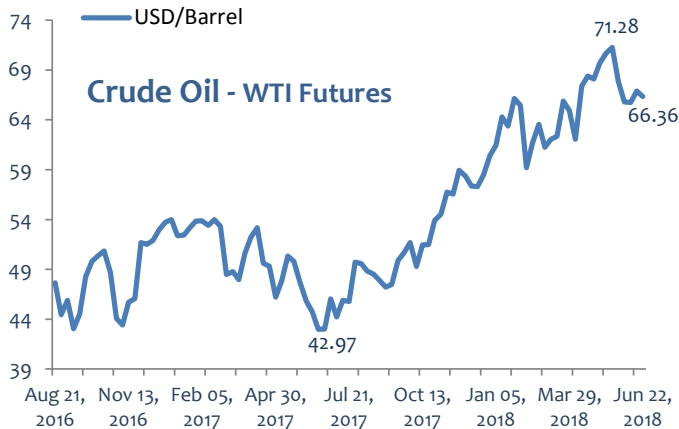
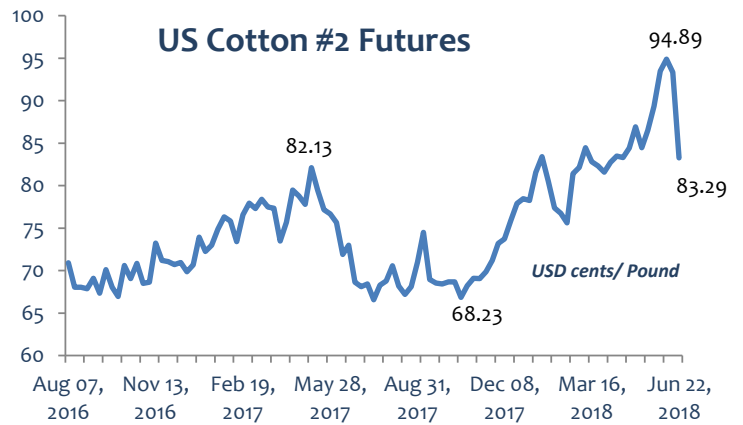
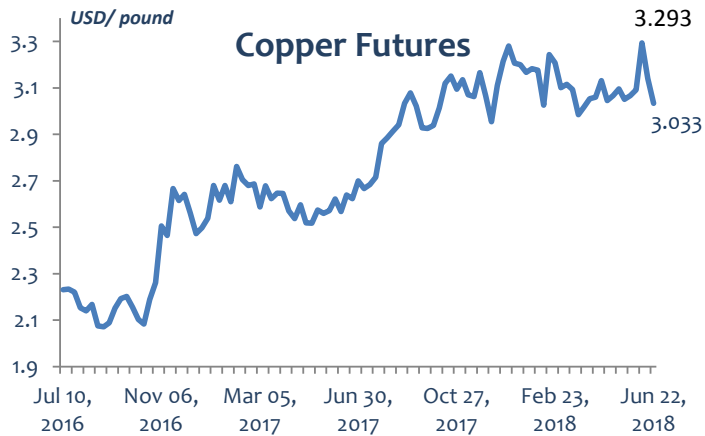
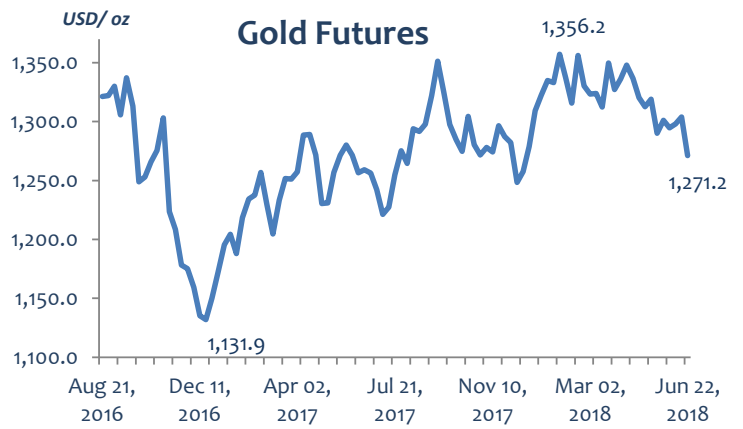
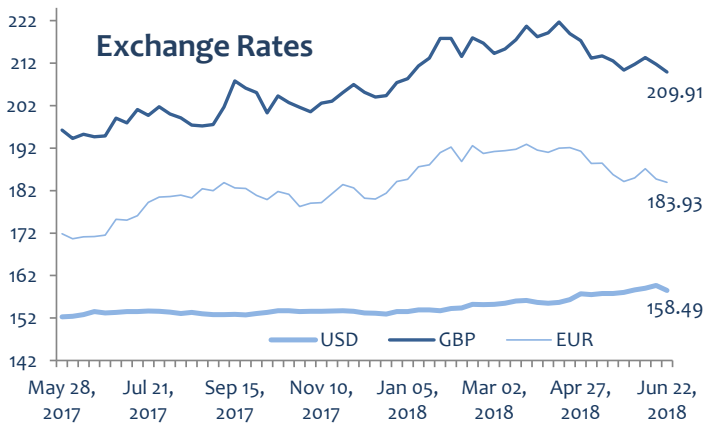
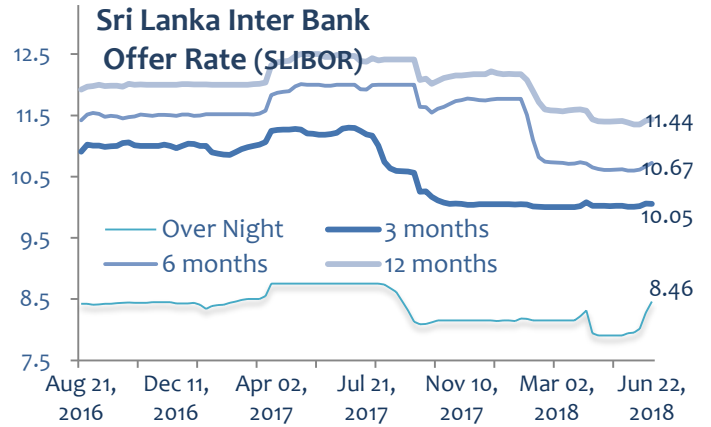
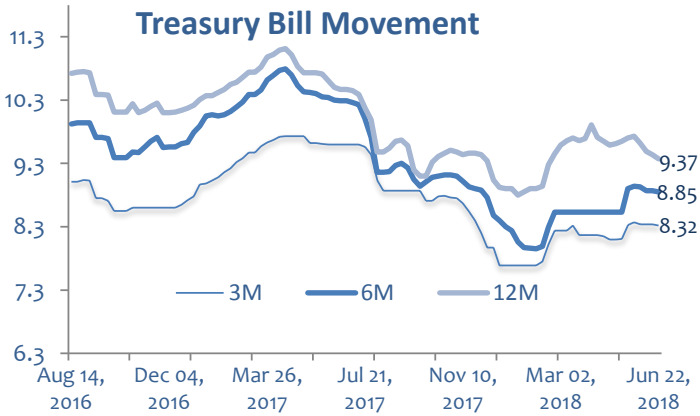
- Mr. M.K.I. Sampath, has purchased 63,000 shares of **Office Equipment PLC (OFEQ)** at LKR 72.00 on 14<sup>th</sup> June 2018, and increased his total holding to 118,119 shares; which is ~ 14.17% of the issued share capital of OFEQ.
- **Agalawatte Plantations PLC** has published a circular to its shareholders detailing the proposed **Rights Issue**.
- Board of **National Development Bank PLC (NDB)** has resolved to issue 59.15Mn shares by way of a **Rights Issue** at the proportion of **01 new ordinary voting share for every 3 ordinary voting shares held** at a **consideration of LKR 105/=** per share, to further strengthen the equity base of the Bank and thereby improve the Capital Adequacy; to part finance the growth in loan portfolio of the Bank. Issue is subject to necessary approvals.
- **Vallibel Finance PLC's (VFIN) 17.31Mn shares** issued through the recent **Rights Issue** were listed on 20<sup>th</sup> June 2018
- **CSE** said, 11,598 shares of **Commercial Bank of Ceylon PLC (COMB.N)** & 1,561 shares of **John Keells Holdings PLC (JKH)** were listed during the month of **May 2018**, consequent to the exercising of options under **Employee Share Option Schemes**.
- CSE has included **Melstacorp, Softlogic Holdings, Vallibel One and Ceylinco Insurance** in the **S&P Sri Lanka 20 index**, in its latest revision. **They replace** Ceylon Cold Stores, Ceylon Tobacco Company, Nestle Lanka and Seylan Bank in the semiannual rebalancing of the index, made by S&P Dow Jones Indices.
- Board of Directors of the **Colombo Stock Exchange (CSE)** has **decided to delist** the securities of **Kalpitiya Beach Resort PLC (CITK)**, subject to the approval of the SEC, as CITK does not exist at present.
- **Colombo Trust Finance PLC (CALF)** said they have received applications for the subscription of 29.97Mn Rights for the Issue of 25.71Mn shares.
- **Tess Agro PLC's** 59.8Mn Voting (TESS.N) and 10 Mn Non-Voting (TESS.X) shares, which were issued via recent **Rights issue** (70Mn Voting and 10Mn Non-Voting) were listed on 22<sup>nd</sup> June 2018.

### ➤ Dealings By Directors

Counter	Nature	Director / Company involved	No of Shares	Price	Date
CFLB	Purchase	Mr A Rajaratnam (Financial Trust Limited)	1,299	18.00	8th June
CHLX	Purchase	Durdans Management Services (Mr Tudawe)	20	65.0	19th June
COCO	Transfer	Mr & Mrs Rajiyah (Between Accounts)	3,516	15.00	18th June
COCO.X	Transfer	Mr & Mrs Rajiyah (Between Accounts)	292	11.00	18th June
CONN	Purchase	Mr D E Silva	19,608	47.4 - 48.0	12, 13th June
CSF	Purchase	Mr H J C Perera (CEO)	1,200,000	0.80	21st June
CTHR	Purchase	Dr A Aranvinda Page	43,549	177.0, 180.0	14, 21st June
GLAS	Purchase	Mr Sanjay Tiwari (MD)	564,997	4.5 & 4.6	21st June
JINS	Purchase	Mr Prakash & Mr Ramesh Shafter (Janashakthi PLC)	959,398	21.0 & 21.1	13,18,19th June
LWL	Purchase	Royal Ceramics Lanka PLC	1,365,460	110.00	18th June
LWL	Disposal	Lanka Ceramic PLC	1,365,460	110.00	18th June
MRH	Purchase	Ms Dayanthi Lakshmi Panabokke	3,000	15.5	12th June
RAL	Purchase	Renuka Foods PLC (COCO) - Mr S V Rajiyah	34,735,743	2.10	14th June
RCL	Purchase	Mr A M Weerasinghe	4,982	93.0	19th June
SERV	Disposal	Mr M H Jamaldeen	1,186,583	15.90	12th June
UCAR	Purchase	Mr H A D U G Gunasekera	1,997	400.0	18th June
YORK	Purchase	Mr A Rajaratnam (Financial Trust Limited)	199	90.00	8th June

# Economic Indicators & Other Statistics

Source: investing.com & cbsl.gov.lk



## Contact Information

### Head Office

#### Sales Team

Thakshila Hulangamuwa	thakshi@ashaphillip.net	+94 11 2429108
Upul Priyantha	upul@ashaphillip.net	+94 11 2429106
Shanmugam Sudhagar	sudha@ashaphillip.net	+94 11 2429107
Vasantha Wicramasinghe	vasantha@ashaphillip.net	+94 11 2429114

#### Research

Visahan Arumainayaham	visahan@ashaphillip.net	+94112429139
Nishani Ruwanpathirana	nishani@ashaphillip.net	+94 112429137

### Regional Offices

#### Colombo (H/O)

# 321, Lakshmans Building, 2nd Floor,  
Galle Road, Colombo 03.  
Tel - 94 112429100  
Fax - 94 112429199  
www.ashaphillip.net  
Email - research@ashaphillip.net

#### Matara

#24-1/3A,  
E.H. Cooray Tower, 2<sup>nd</sup> Floor,  
Anagarika Dharmapala Mw,  
Matara.  
Tel: 041 2235191-5

#### Jaffna

#147, 2/3  
K.K.S. Road,  
Jaffna.  
Tel: 021 2221614

#### Kandy

# 88, Ceybank House, Dalada Vidiya,  
Kandy.  
Tel. 081 2204750

#### Kiribathgoda

#94, Udeshi City Shopping Complex,  
2nd Floor, #2/12, Makola Road,  
Kiribathgoda.  
Tel. 011 2908511

#### Negombo

#72 A 2/1,  
Old Chilaw Road,  
Negombo.  
Tel. 031 2227474

#### Gampaha

#107, Sanasa Ideal Complex,  
Buddhaloka Mawatha,  
Gampaha.  
Tel. 033 2234888

#### Important Information

This document has been prepared and issued by Asha Phillip Securities Ltd, on the basis of publicly available information, internally developed data and other sources, believed to be reliable. Whilst all responsible care has been taken to ensure that the facts stated are accurate and the opinions given are fair and reasonable neither Asha Phillip Securities Ltd, nor any Director Officer or employee, shall in any way be responsible for any decisions made on its contents. Asha Phillip Securities Ltd may act as a Broker in the investments which are the subject of this document or related investments and may have acted upon or used the information contained in this document, or the research or analysis on which it is based, before its publication. Asha Phillip Securities Ltd., Its Directors, Officers or Employees may also have a position or be otherwise interested in the investments referred to in this document. This is not an offer to sell or buy the investments referred to in this document.