

WEEKLY STOCK MARKET HIGHLIGHTS

Friday, 22 March 2019



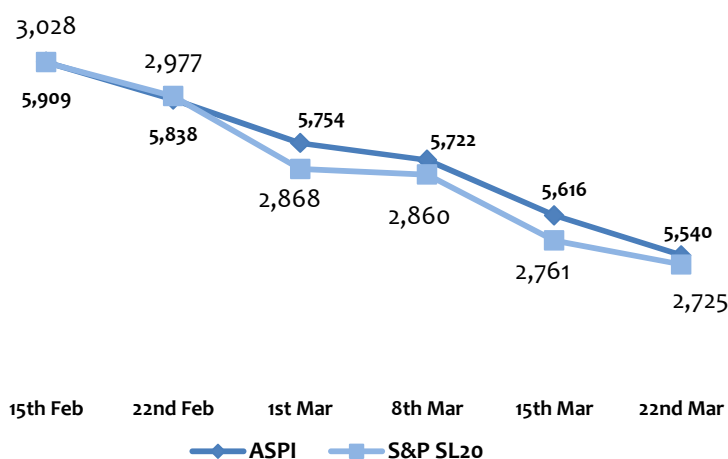
ASHA PHILLIP
SECURITIES LTD

Sri Lanka

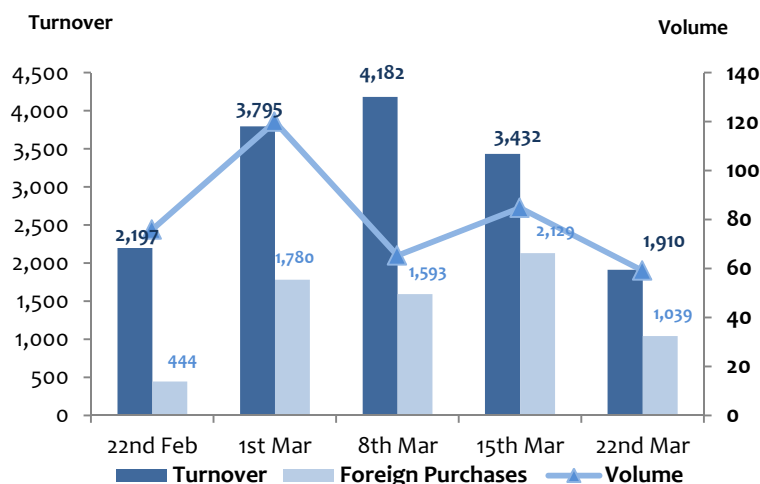
Market Statistics.

Index	22nd Mar	15th Mar	Change	% Change
ASPI	5,540.05	5,616.24	↓ (76.19)	↓ -1.36%
S&P SL20	2,724.94	2,761.10	↓ (36.16)	↓ -1.31%
Market Statistics (Mn)		22nd Mar	15th Mar	% Change
Turnover (Rs.)		1,909.83	3,432.44	↓ -44.4%
Domestic Purchases		870.85	1,303.67	↓ -33.2%
Domestic Sales		790.34	1,348.26	↓ -41.4%
Foreign Purchases		1,038.78	2,128.77	↓ -51.2%
Foreign Sales		1,119.29	2,084.18	↓ -46.3%
Share Volume (No.)		59.08	84.75	↓ -30.3%
Market Cap (Rs. Bn)		2,590.23	2,625.08	↓ -1.3%
PER		8.67	8.78	↓ -1.3%
PBV		1.09	1.10	↓ -0.9%

Market Indices.



Turnover, Volume and Foreign Purchase.



Performance of the Market

- Monday: Sluggish economic conditions made bourse to close on negative terrain. ASPI lost 1.26 points (-0.02%). Cautious investor participation resulted lower turnover (LKR 251Mn).
- Tuesday: Bourse slide below the psychological 5,600 mark, turnover remained low. Prevailing long stagnation in economic activities makes investors to lose confidence, especially retailers. Continuing net foreign selling (183Mn) further dampens the investor sentiments. ASPI lost 23.31 points (-0.42%). T-Bill average yields declined across all maturities during the auction.
- Wednesday: Religious Holiday.
- Thursday: Official GDP data for the 4th quarter 2018 reported multiyear low growth, together with confusing statements on foreign direct investments, had affected the investor sentiments and made the Bourse to settle at six year low levels. ASPI lost 20.37 points (-0.36%).
- Friday: Indices plunge further as sell-off continued in large caps; investors were seen clueless about the direction of local economy. Foreign investor participation improved with net purchases.

Summary

- ASPI was moved between 5,536.97 - 5,629.44 points and settled the week on negative note at 5,540.05 with a loss of 76.19 points (-1.36%).
- The S&P SL20 Index also followed the same trend and settled the week on negative note at 2,724.94 with a loss of 36.16 points (-1.31%).
- The total turnover for the week recorded as LKR 1.91Bn, down by 44% from its previously recorded LKR 4.18Bn; foreign investors remained net sellers for the week.
- Off board trades represented 19% of the week's turnover, accounting for LKR 364Mn through 7 trades.

Sectorial Overview

- Bank Finance & Insurance (BFI) sector stood on top providing LKR 0.96Bn capturing 50% of the week's total turnover.
- Diversified Holdings (DIV) and Beverage Food & Tobacco (BFT) sectors stood second and third providing LKR 406Mn and LKR 279Mn respectively to the weekly aggregated turnover.

Weekly Market Highlights & Statistics

Highest Turnover

Company Name	Share Vol.	Turnover (LKR)	Low (LKR)	High (LKR)	Cur.Week Close	Prv.Week Close	Change (LKR)	Change
HATTON NATIONAL BANK PLC	3,505,640	616,653,106	174.20	180.00	174.60	174.80	(0.20)	-0.11%
HEMAS HOLDINGS PLC	3,137,014	234,714,635	74.5	79.0	75.00	75.40	(0.40)	-0.53%
CEYLON TOBACCO COMPANY PLC	133,765	179,260,119	1340.00	1370.00	1,340.00	1370.00	(30.00)	-2.19%
JOHN KEELLS HOLDINGS PLC	1,081,778	147,845,701	150.10	152.00	150.50	151.00	(0.50)	-0.33%
COMMERCIAL BANK OF CEYLON PLC	930,445	92,712,413	98.0	100.50	98.70	99.00	(0.30)	-0.30%

Highest Volume

Company Name	Share Vol.	Turnover (LKR)	Low (LKR)	High (LKR)	Cur.Week Close	Prv.Week Close	Change (LKR)	Change
RENUKA CAPITAL PLC	14,503,092	52,211,156	3.60	3.80	3.60	3.60	-	0.00%
VALLIBEL POWER ERATHNA PLC	10,749,118	64,495,080	6.00	6.10	6.00	6.00	-	0.00%
HATTON NATIONAL BANK PLC	3,505,640	616,653,106	174.2	180.0	174.60	174.80	(0.20)	-0.11%
UNION BANK OF COLOMBO PLC	3,221,114	37,231,911	11.50	12.00	11.70	11.30	0.40	3.54%
HEMAS HOLDINGS PLC	3,137,014	234,714,635	74.50	79.00	75.00	75.40	(0.40)	-0.53%

Top Gainers

Company Name	VWA Week Close	Change (LKR)	Change %	Turnover (LKR)
TESS AGRO	0.40	0.10	33.33	194,181.6
ABANS FINANCIAL	17.20	2.50	17.01	54,885
RENUKA HOTELS	44.90	4.90	12.25	20,447,263.90
RENUKA FOODS	14.70	1.30	9.70	9,772.10
KEELLS FOOD	132.50	9.90	8.08	190,731.20

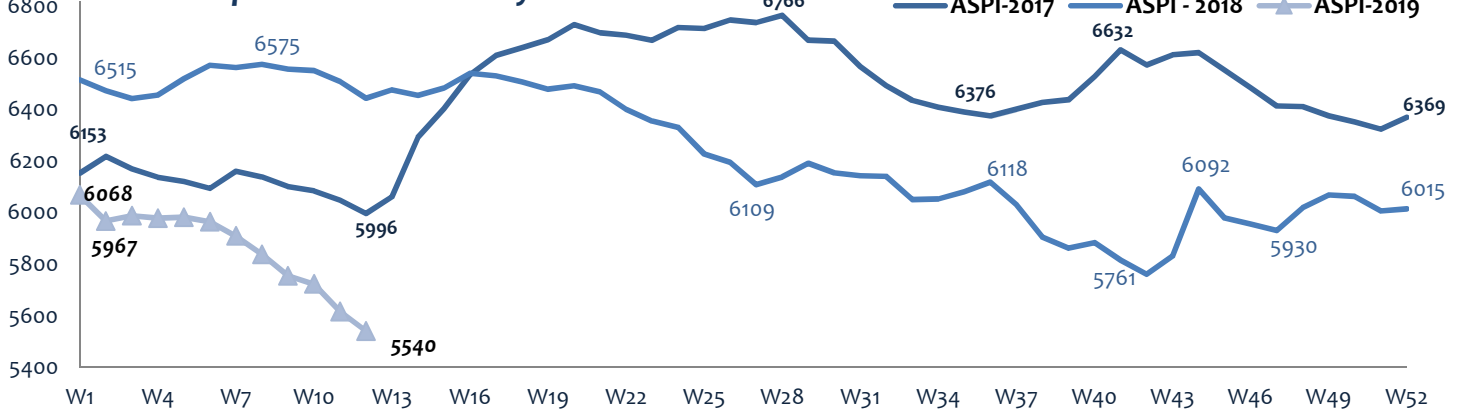
Top Losers

Company Name	VWA Week Close	Change (LKR)	Change %	Turnover (LKR)
RESUS ENERGY	18.60	(9.40)	(33.57)	1,350,245.10
HVA FOODS	2.50	(0.70)	(21.88)	823,871
LANKEM CEYLON	18.70	(4.20)	(18.34)	1,886.10
Softlogic Life	30.00	(6.10)	(16.90)	1,265,733.40
NATION LANKA	0.50	(0.10)	(16.67)	187,477.7

Crossings

Name	Symbol	Avg Price	Trades	T.Volume	Turnover
Ceylon Tobacco Company PLC	CTC.N0000	1,340.00	2	110,962	148,689,080
Vallibel Power Erathna PLC	VPPEL.N0000	6.00	1	10,704,000	64,224,000
Nestle Lanka PLC	NEST.N0000	1,624.60	1	35,255	57,275,273
John Keells Holdings PLC	JKH.N0000	150.50	1	269,331	40,534,316
Renuka Capital PLC	KZOO.N0000	3.60	1	7,500,000	27,000,000
National Development Bank PLC	NDB.N0000	90.30	1	295,626	26,695,028

All Share price Index - Weekly Chart



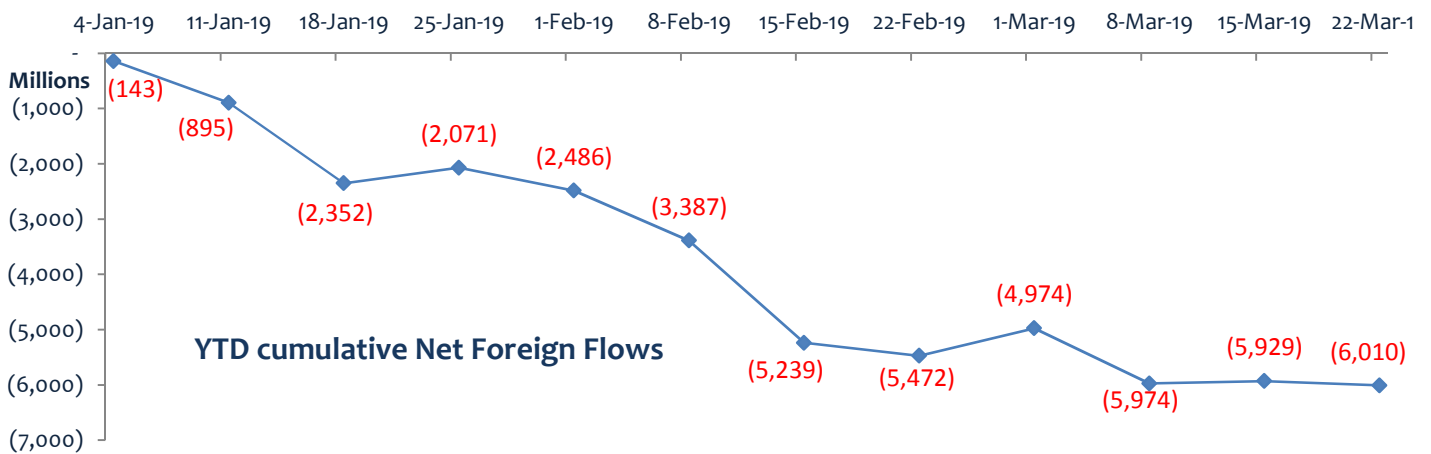
Foreign Transactions.

Company Name	Avg Price	Net change in Qty	Net Foreign Inflow	Company Name	Avg Price	Net change in Qty	Net Foreign Outflow
CEYLON TOBACCO	1,339.98	102,578	137,452,490	HEMAS HOLDINGS	75.18	(3,107,581)	(233,631,613)
NATIONS TRUST	90.00	301,609	27,144,810	JKH	150.50	(337,221)	(50,751,761)
TOKYO CEMENT[X]	18.50	1,000,000	18,500,000	COMMERCIAL BANK[X]	84.97	(38,800)	(3,296,720)
LION BREWERY	555.00	28,604	15,875,220	DIALOG (+)	9.30	(249,609)	(2,320,964)
CEYLON INV.	34.50	103,750	3,579,375	SOFTLOGIC	16.47	(118,508)	(1,951,262)
SAMPATH	186.79	17,911	3,345,611	JANASHAKTHI INS	26.50	(59,900)	(1,587,400)
AITKEN SPENCE	41.15	71,000	2,921,500	UNION BANK	11.70	(118,645)	(1,387,682)
PRINTCARE PLC	33.00	60,000	1,980,000	C T HOLDINGS	165.00	(8,239)	(1,359,435)
COMMERCIAL BANK	101.58	15,204	1,544,453	LEE HEDGES	70.00	(12,500)	(875,000)
TEEJAY LANKA	30.00	49,349	1,480,470	VALLIBEL ONE	14.2	(58,300)	(830,700)

Foreign Participation

- **Aggregate foreign buying** for the Week totaled up to **LKR 1,038.78Mn.**
- **Foreign sales** for the Week amounted to **LKR 1,119.29Bn.**
- **Net foreign outflow** for the Week was **LKR 80.50Mn**, YTD net foreign outflow presently stands at **LKR 6.01Bn**
- **CTC** notched the “Top Net Purchasers” slot with a net inflow of **LKR 137.45Mn** whilst **HHL** notched the “Top net Sellers” slot with a net outflow of **LKR 233.63Mn.**

Movement of Net Foreign Flows



Summary of Key Announcements during the week

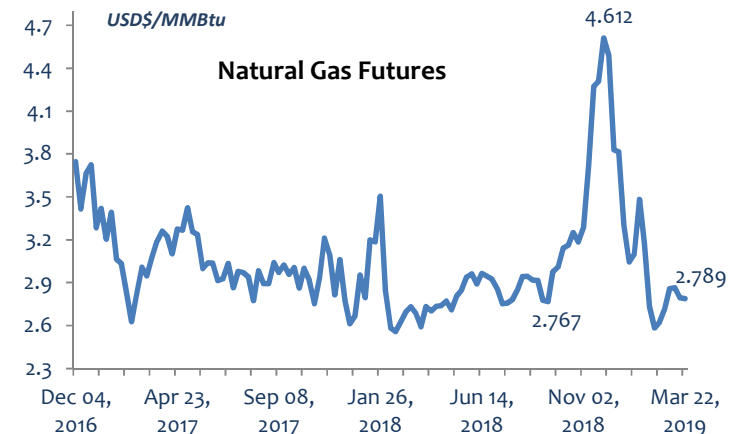
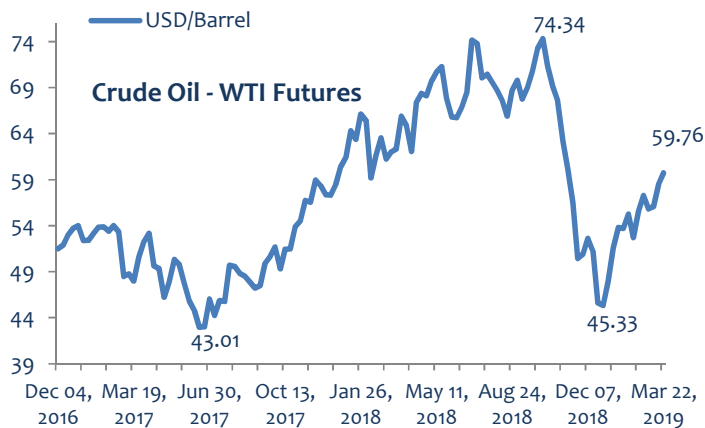
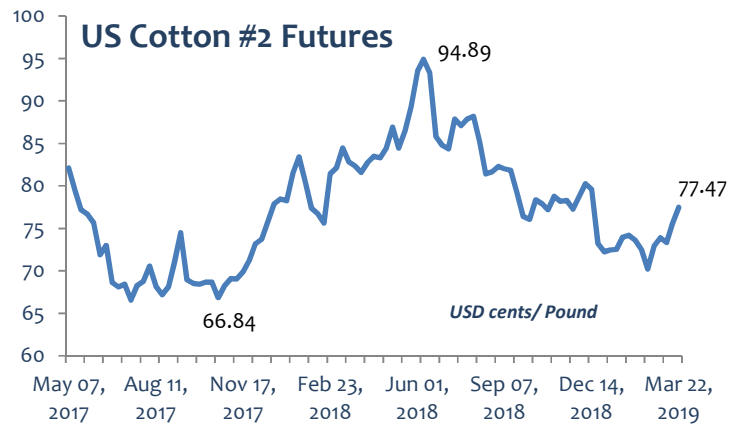
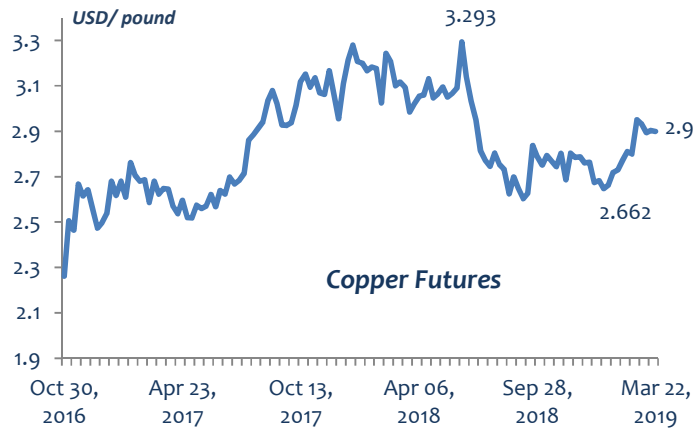
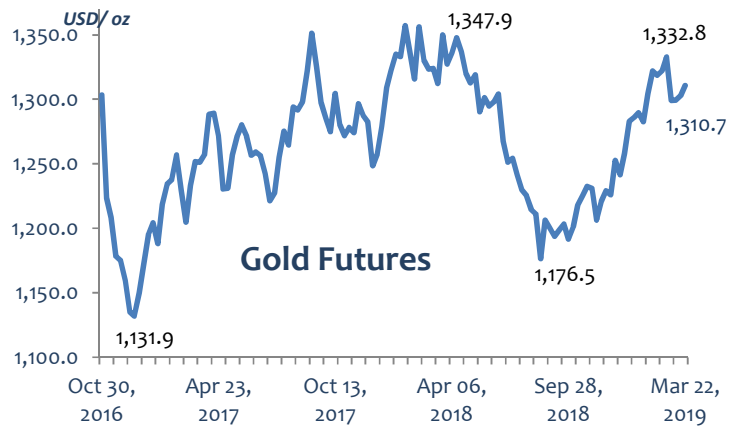
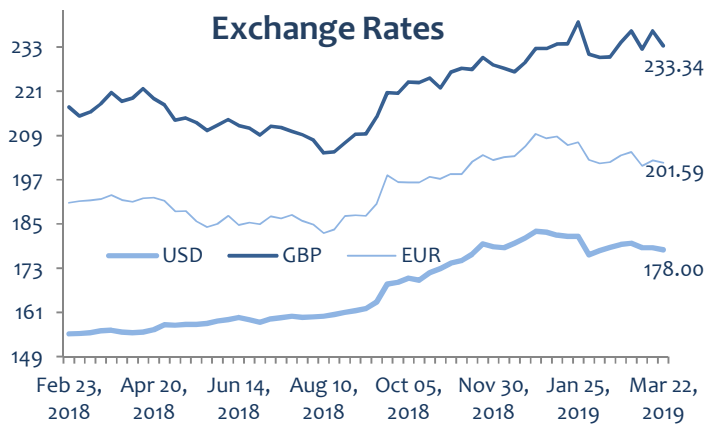
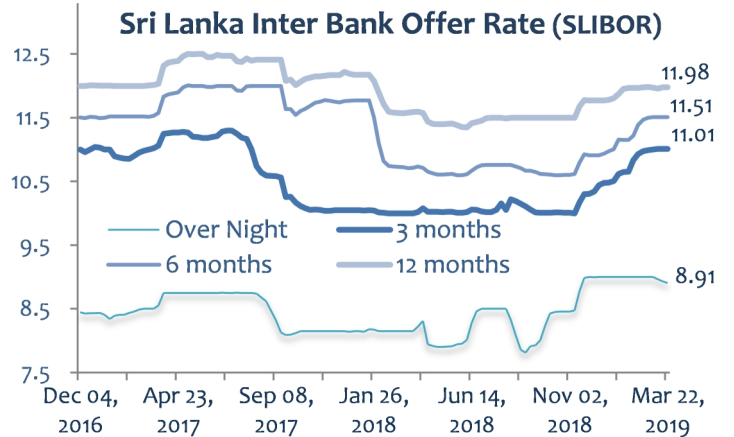
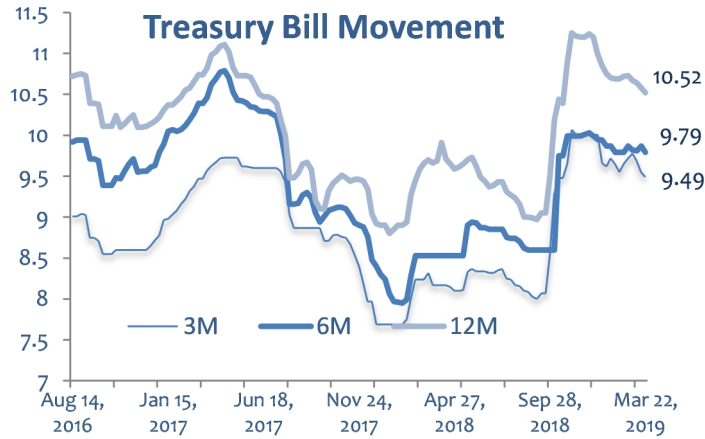
- CSE said, Ordinary Voting Shares of **Amana Bank PLC** (ABL) were **transferred from the Diri Savi Board to the Main Board**, with effect from 19th March 2019, at the request of the company.
- CSE said, **Nations Trust Bank PLC's** (NTB) 5.18Mn ordinary voting shares (NTB.N) and 0.93Mn ordinary non-voting convertible shares (NTB.X) of the Bank **were listed with effect from 22nd March 2019**, pursuant to a Scrip Dividend.
- Board **LOLC Holdings PLC** (LOLC) has resolved to amalgamate with its fully owned subsidiary **LOLC Micro Investments Limited** (LMIL). This amalgamation shall take effect on 30th April 2019 or such other date as may be decided by the Registrar General of Companies. By the terms of this amalgamation LOLC will acquire all assets and liabilities of LMIL. The continuing company will be LOLC.
- **Singhe Hospitals PLC's** (SINH) auditors confirmed via a statement that SINH has implemented the envisaged plans to overcome the serious loss of capital situation. **CSE has transferred SINH out from the Watch List** with effect from 22nd March 2019 in terms of the CSE Listing Rules (Enforcement Rules).
- **Renuka Agri Foods PLC** (RAL) has **invested LKR 230.55Mn** by subscribing the entire 2.1Mn **Rights issue entitlement** of its fully owned subsidiary **Renuka Organics (Private) Ltd.**
- **DFCC Bank PLC** (DFCC) has received applications for over LKR 10Bn for the Debenture Issue on the opening day; accordingly the Issue has been oversubscribed and closed at 4.30 p.m. today (22nd March 2019) as per the Prospectus.

➤ Dealings By Directors

Counter	Nature	Director / Company involved	No of Shares	Price	Date
CHL.X	Purchase	Durdans Management Services (Mr Tudawe)	54,630	67.60	18 Mar.
CTHR	Purchase	Dr A Aranvinda Page	5,000	165.00	13, 15 Mar.
GSF	Disposal	Prime Lands (Private) Limited	4,360	19.00	14 Mar.
KZOO	Purchase	Renuka Enterprises (Pvt) LTD (Mr S V Rajiyah)	7,500,000	3.60	21 Mar 19.
KZOO	Purchase	Dr S R Rajiyah & Mrs I R Rajiyah	4,999,700	3.60	21 Mar 19.
KZOO	Purchase	Mr S V Rajiyah - Chairman	1,500,000	3.60	21 Mar 19.
KZOO	Disposal	Renuka Developments Ltd (Mr S V Rajiyah)	14,500,000	3.60	21 Mar 19.
RCH	Purchase	Mr R B Thambiyah	254,000	40.00	18 Mar.
SIGV	Purchase	Mr T Theyagamurthi	200	46.00	15 Mar 2019.
TYRE	Purchase	Mr R C De Silva & Mr Rohan T Fernando (Silver Stock Limited)	745,000	32.40 - 37.50	12-15 Mar 19.

Economic Indicators & Other Statistics

Source: investing.com & cbsl.gov.lk



Contact Information

Head Office

Sales Team

Thakshila Hulangamuwa	thakshi@ashaphillip.net	+94 11 2429108
Upul Priyantha	upul@ashaphillip.net	+94 11 2429106
Shanmugam Sudhagar	sudha@ashaphillip.net	+94 11 2429107
Vasantha Wicramasinghe	vasantha@ashaphillip.net	+94 11 2429114

Research

Visahan Arumainayaham	visahan@ashaphillip.net	+94112429139
Nishani Ruwanpathirana	nishani@ashaphillip.net	+94 112429137

Regional Offices

Colombo (H/O)

60, 5th Lane,
Colombo 03.
Tel - 94 112429100
Fax - 94 112429199
www.ashaphillip.net

Matara

#24-1/3A,
E.H. Cooray Tower, 2nd Floor,
Anagarika Dharmapala Mw,
Matara.
Tel: 041 2235191-5

Kandy

88, Ceybank House,
Dalada Vidiya,
Kandy.
Tel. 081 2204750

Gampaha

#116, Sanasa Ideal Complex,
Bauddhaloka Mawatha,
Gampaha.
Tel. 033 2234888

Kiribathgoda

#94, Udeshi City Shopping Complex,
2nd Floor, #2/12, Makola Road,
Kiribathgoda.
Tel. 011 2908511

Negombo

#72 A 2/1,
Old Chilaw Road,
Negombo.
Tel. 031 2227474

Important Information

This document has been prepared and issued by Asha Phillip Securities Ltd, on the basis of publicly available information, internally developed data and other sources, believed to be reliable. Whilst all responsible care has been taken to ensure that the facts stated are accurate and the opinions given are fair and reasonable neither Asha Phillip Securities Ltd, nor any Director Officer or employee, shall in any way be responsible for any decisions made on its contents. Asha Phillip Securities Ltd may act as a Broker in the investments which are the subject of this document or related investments and may have acted upon or used the information contained in this document, or the research or analysis on which it is based, before its publication. Asha Phillip Securities Ltd., Its Directors, Officers or Employees may also have a position or be otherwise interested in the investments referred to in this document. This is not an offer to sell or buy the investments referred to in this document.