

WEEKLY STOCK MARKET HIGHLIGHTS

Friday, 23 November 2018



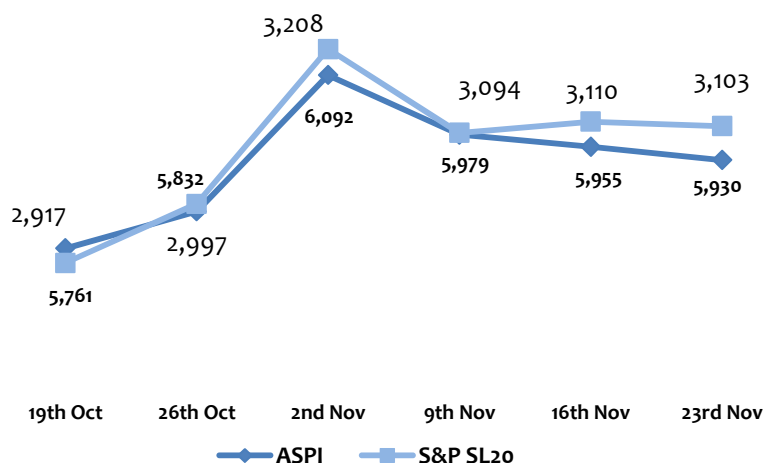
ASHA PHILLIP
SECURITIES LTD

Sri Lanka

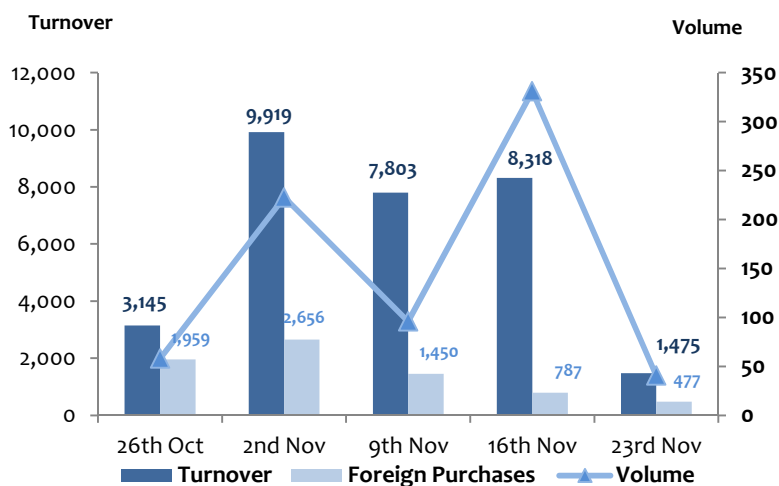
Market Statistics.

Index	23rd Nov	16th Nov	Change	% Change
ASPI	5,929.98	5,955.43	↓ (25.45)	↓ -0.43%
S&P SL20	3,103.34	3,109.50	↓ (6.16)	↓ -0.20%
Market Statistics (Mn)				
	23rd Nov	16th Nov	% Change	
Turnover (Rs.)	1,474.54	8,318.32	↓	-82.3%
Domestic Purchases	998.02	7,531.30	↓	-86.7%
Domestic Sales	809.76	7,660.96	↓	-89.4%
Foreign Purchases	476.52	787.02	↓	-39.5%
Foreign Sales	664.78	657.36	↑	1.1%
Share Volume (No.)	40.44	330.90	↓	-87.8%
Market Cap (Rs. Bn)	2,782.03	2,793.97	↓	-0.4%
PER	9.35	9.39	↓	-0.4%
PBV	1.16	1.17	↓	-0.9%

Market Indices.



Turnover, Volume and Foreign Purchase.



Performance of the Market

- Monday: Political instability weighed on performance of the Colombo Bourse. ASPI lost 7.53 points (-0.13%). During the weekly auction 3, 12 Month T-Bill average yields declined marginally.
- Tuesday: Market closed for Religious Holiday. Moody's Investors Service had downgraded Sri Lanka's foreign currency issuer & senior unsecured ratings to B2 from B1 and changed the outlook to stable from negative.
- Wednesday: Colombo bourse witnessed increased level of selling pressure from foreign investors following the rating revision; bargain hunting resulted net inflow for the day and prevented a fall. ASPI gained 2.29 points (+0.04%).
- Thursday: Market closed for Religious Holiday. During the weekly Tea auction Low grown volumes increased with marginal improvement in price; other elevations, both price and the volume witnessed decline.
- Friday: Bourse was mixed during the early hours, but later witnessed selling pressure; government failed to secure the vote in today's parliament session, which affected the investor sentiments. ASPI lost 20.14 points (-0.34%).

Summary

- ASPI was moved between 5,929.35 - 5,960.59 points and settled the week on negative note at 5,929.98 with a loss of 25.45 points (-0.43%).
- The S&P SL20 Index also followed the same trend and settled the week on negative note at 3,103.34 with a loss of 6.16 points (-0.2%)
- The total turnover for the week recorded as LKR 1.47Bn, down by 82% from its previously recorded LKR 8.32Bn; foreign investors turned net sellers for the week.

- Off board trades represented 46% of the week's turnover, accounting for LKR 684Mn through 14 trades.

Sectorial Overview

- Bank Finance and Insurance (BFI) sector stood on top providing LKR 843Mn capturing 57% of the week's total turnover.
- Diversified Holdings (DIV) and Land & Property (L&P) sectors stood second and third providing LKR 472Mn and LKR 27Mn respectively to the weekly aggregated turnover.

Weekly Market Highlights & Statistics

Highest Turnover

Company Name	Share Vol.	Turnover (LKR)	Low (LKR)	High (LKR)	Cur.Week Close	Prv.Week Close	Change (LKR)	Change
JOHN KEELLS HOLDINGS PLC	2,781,476	428,317,155	152.50	155.00	154.10	152.90	1.20	0.78%
NATIONAL DEVELOPMENT BANK PLC	2,578,348	269,965,718	102.0	106.8	105.00	102.40	2.60	2.54%
COMMERCIAL BANK OF CEYLON PLC	1,798,626	203,382,712	112.50	114.00	112.50	114.10	(1.60)	-1.40%
HATTON NATIONAL BANK PLC	893,486	190,492,897	213.00	217.00	213.00	214.00	(1.00)	-0.47%
SAMPATH BANK PLC	284,899	65,607,198	230.00	235.00	230.00	230.20	(0.20)	-0.09%

Highest Volume

Company Name	Share Vol.	Turnover (LKR)	Low (LKR)	High (LKR)	Cur.Week Close	Prv.Week Close	Change (LKR)	Change
AMANA TAKAFUL PLC	11,007,249	60,267,961	6.30	6.60	6.40	6.40	-	0.00%
ASIA SIYAKA COMMODITIES PLC	4,292,170	8,169,262	1.90	2.10	2.00	2.10	(0.10)	-4.76%
R I L PROPERTY LIMITED	3,672,015	25,704,078	6.80	7.20	6.80	7.00	(0.20)	-2.86%
JOHN KEELLS HOLDINGS PLC	2,781,476	428,317,155	152.50	155.00	154.10	152.90	1.20	0.78%
NATIONAL DEVELOPMENT BANK PLC	2,578,348	269,965,718	102.00	106.80	105.00	102.40	2.60	2.54%

Top Gainers

Company Name	VWA Week Close	Change (LKR)	Change %	Turnover (LKR)
TESS AGRO [X]	0.50	0.40	0.10	4,385.0
HORANA	16.00	14.10	1.90	23,994
CHEMANEX	55.50	49.00	6.50	73,896.50
WATAWALA	21.10	19.20	1.90	10,215.50
OFFICE EQUIPMENT	80.10	73.00	7.10	244,813.40

Top Losers

Company Name	VWA Week Close	Change (LKR)	Change %	Turnover (LKR)
ADAM CAPITAL	0.40	(0.10)	(25.00)	597,603.60
MORISONS [X]	531.70	(99.50)	(18.71)	57,480
CITRUS LEISURE	6.10	(1.00)	(16.39)	718,027.20
BERUWALA RESORTS	0.70	(0.10)	(14.29)	14,598.40
NATION LANKA	0.70	(0.10)	(14.29)	31,262.4

Crossings

Name	Symbol	Avg Price	Trades	T.Volume	Turnover
National Development Bank PLC	NDB.N0000	105.00	4	2,250,000	235,750,000
John Keells Holdings PLC	JKH.N0000	154.00	3	1,039,000	160,006,000
Hatton National Bank PLC	HNB.N0000	213.00	2	738,600	157,321,800
Amana Takaful PLC	ATL.N0000	7.30	3	8,252,781	60,245,301
Sampath Bank PLC	SAMP.N0000	230.00	1	200,000	46,000,000
R I L Property Limited	RIL.N0000	7.00	1	3,571,428	24,999,996

Foreign Transactions.

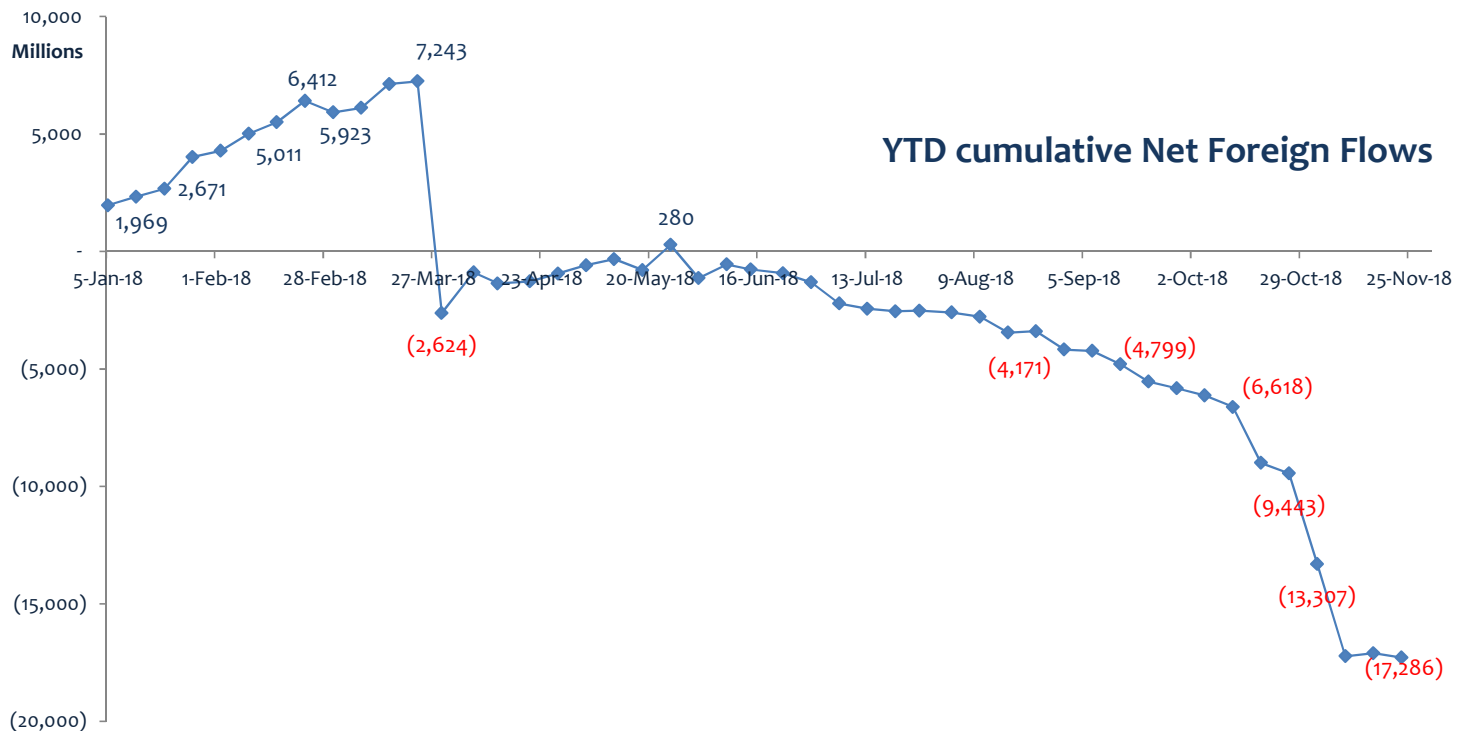
Company Name	Avg Price	Net change in Qty	Net Foreign Inflow
NAT. DEV. BANK (+)	104.59	1,212,541	126,819,663
HNB (+)	213.28	380,084	81,064,316
SAMPATH (+)	230.00	181,746	41,801,580
HNB ASSURANCE (+)	109.00	102,343	11,155,387
CARGILLS	200.00	51,061	10,212,200
CARSONS	165.00	24,782	4,089,030
VALLIBEL FINANCE	69.50	25,500	1,772,250
Softlogic Life (+)	33.60	48,703	1,636,421
SEYLAN BANK[X.0000]	41.60	39,146	1,628,474
ROYAL CERAMIC	75.00	3,000	225,000

Company Name	Avg Price	Net change in Qty	Net Foreign Outflow
JKH	154.00	(1,865,474)	(287,282,996)
COMMERCIAL BANK (+)	112.90	(1,232,268)	(139,123,057)
HEMAS HOLDINGS	88.00	(245,000)	(21,560,000)
DIALOG (+)	11.50	(1,381,685)	(15,889,378)
ACCESS ENG SL	15.80	(193,228)	(3,053,002)
CEYLON TOBACCO (+)	1,400.20	(1,055)	(1,477,211)
OFFICE EQUIPMENT	80.10	(2,781)	(222,758)
AITKEN SPENCE	46.50	(3,000)	(139,500)
HAYLEYS	190.60	(336)	(64,042)
HVA FOODS	4.6	(556)	(2,558)

Foreign Participation

- **Aggregate foreign buying** for the Week totaled up to **LKR 477Mn.**
- **Foreign sales** for the Week amounted to **LKR 665Mn.**
- **Net foreign outflow** for the Week was **LKR 188Mn**, **YTD net foreign outflow** presently stands at **LKR 17.29Bn**
- **NDB** notched the “Top Net Purchasers” slot with a net inflow of **LKR 127Mn** whilst **JKH** notched the “Top net Sellers” slot with a net outflow of **LKR 287Mn.**

Movement of Net Foreign Flows

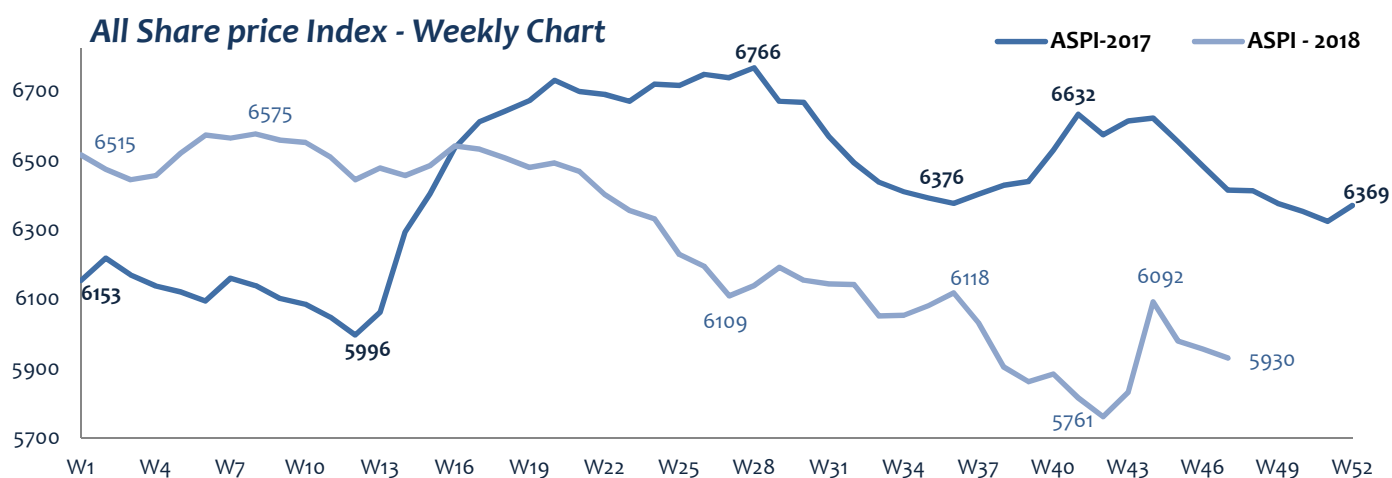


Summary of Key Announcements during the week

- Boards of **Citrus Leisure PLC (REEF)**, **Hikkaduwa Beach Resort PLC (CITH)** & **Waskaduwa Beach Resort PLC (CITW)**, **resolved to recommend** to their Shareholders **Rights Issues** of Shares on each of the above companies. Accordingly **REEF** plans to issue 173.97Mn shares at a proportion of **9 new Ordinary Shares for every 5 Ordinary Shares held at LKR 5.00** each, **CITH** plans to issue 81.91Mn shares at a proportion of **2 new Ordinary Shares for every 5 Ordinary Shares held at LKR 3.90** each & **CITW** plans to issue 363.14Mn shares at a proportion of **9 new Ordinary Shares for every 5 Ordinary Shares held at LKR 2.40** each. Proceeds to be utilized towards settling loans.
- **Ceylon and Foreign Trades PLC (CFT)** said, they are in the process of obtaining the auditor's solvency certificate. Pursuant to the court case, referred to in our announcement dated 07th Aug 2018 and 19th Oct 2018, CFT is in the process of obtaining a legal opinion as to whether they could proceed with the **capitalization of reserves**. Accordingly a further announcement will be made pertaining to the status of the capitalization of reserves.
- **Laugfs Gas PLC (LGL)** had provided with a **Corporate Guarantee** to its subsidiary **Laugfs Maritime Services (Pvt) Ltd** as security to obtain Banking facilities from People's Bank for the value of **USD 1.5Mn**.

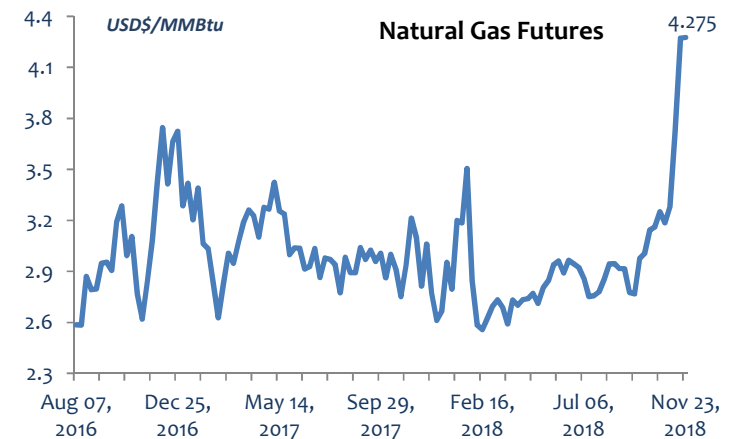
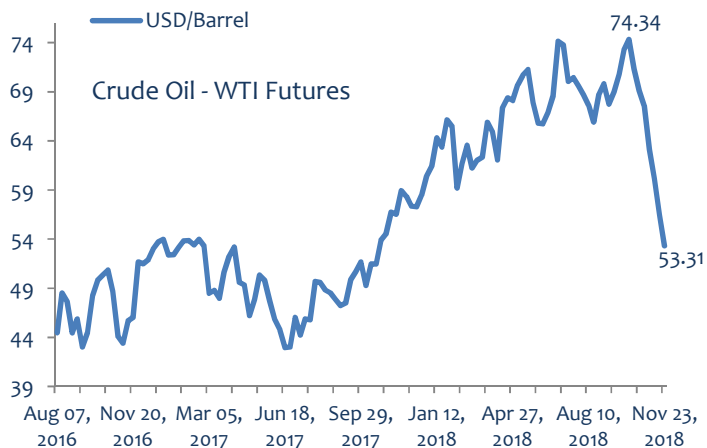
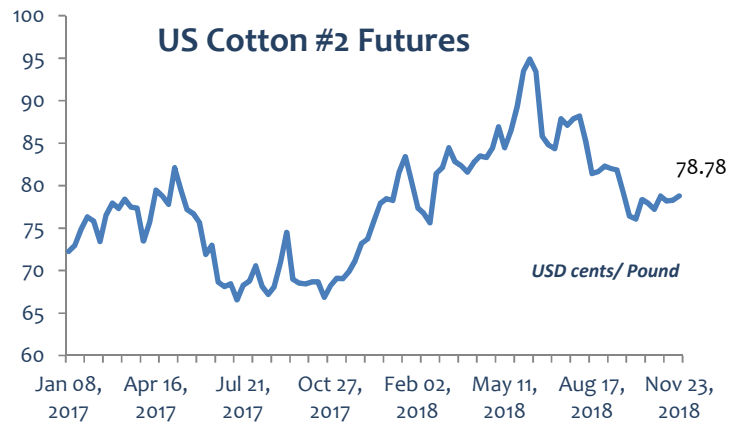
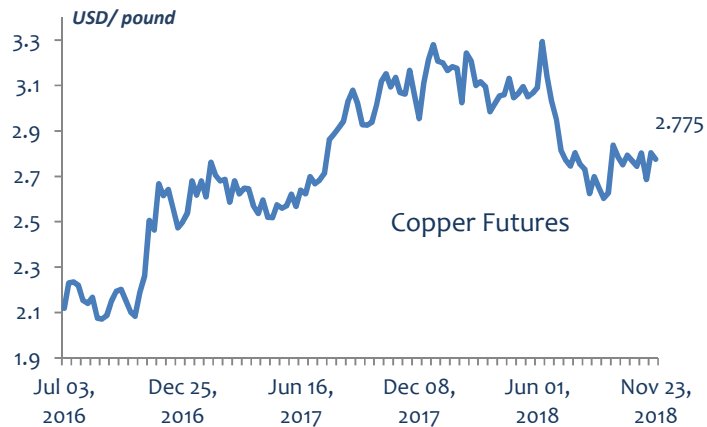
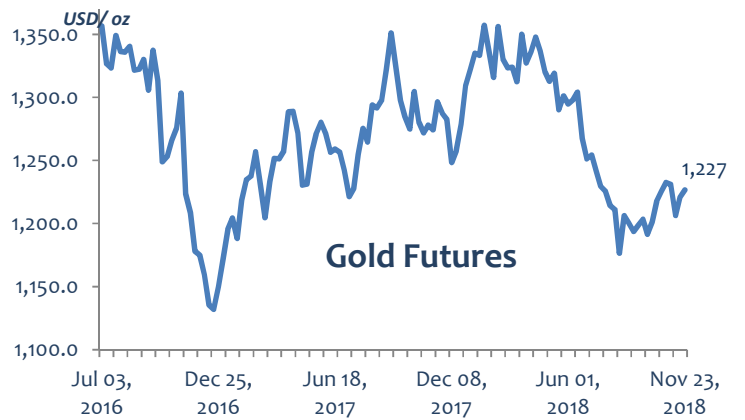
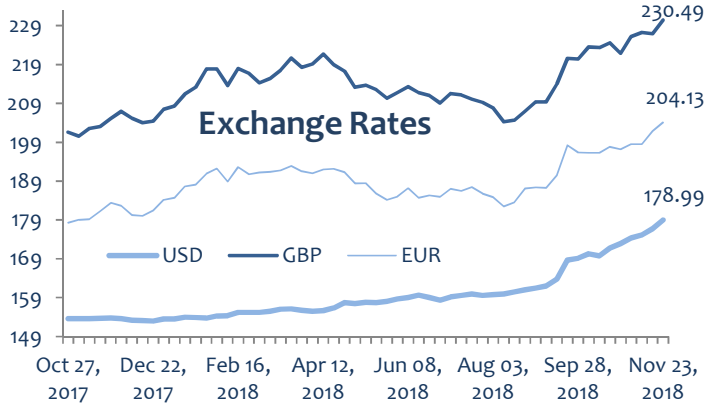
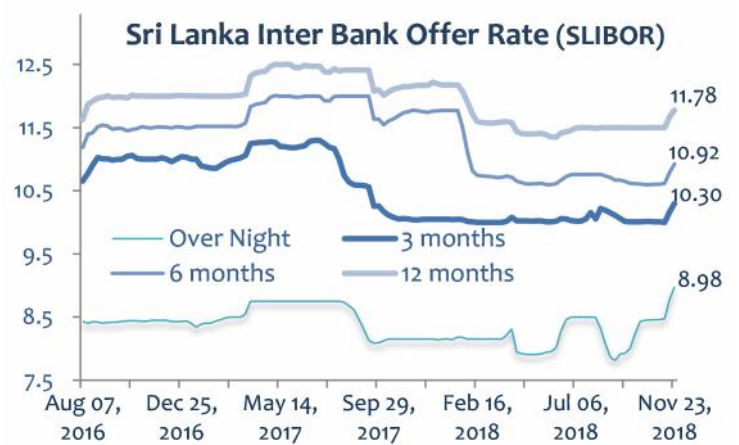
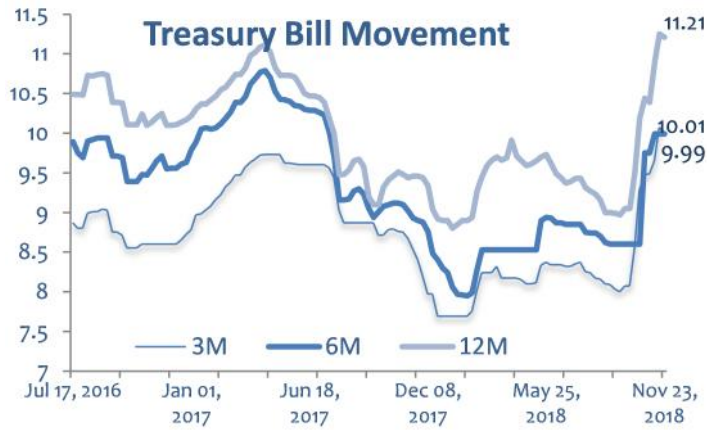
➤ Dealings By Directors

Counter	Nature	Director / Company involved	No of Shares	Price	Date
CFI	Purchase	Mr. A Rajaratnam (Financial Trust Limited)	41	53.00	16 Nov.
GSF	Disposal	Prime Lands (Pvt) Ltd	840	20.0, 21.0	13, 15 Nov.
JETS	Purchase	Mr N J D Mahinda Cooray	225,558	12.10	8 Nov.
JINS	Purchase	Mrs ADPI Pradeepica (Spouse of Mr Jude Fernando)	17,550	22.0 - 22.3	18-23 Jul.
NDB	Purchase	MJF Holdings Ltd (Mr Malik Fernando spouse of Mrs Kimarli Fernando [Non- Ex Director])	296,979	100.00	14 Nov.
RAL	Purchase	Renuka Foods PLC (COCO)	13,946,230	2.00	16, 21 Nov.
RAL	Disposal	Mr S V Rajiyah (MD)	2,000,000	2.00	16 Nov.
UCAR	Disposal	Mr H A D U G Gunasekera	1	395.0	14 Nov.



Economic Indicators & Other Statistics

Source: *investing.com* & *cbsl.gov.lk*



Contact Information

Head Office

Sales Team

Thakshila Hulangamuwa	thakshi@ashaphillip.net	+94 11 2429108
Upul Priyantha	upul@ashaphillip.net	+94 11 2429106
Shanmugam Sudhagar	sudha@ashaphillip.net	+94 11 2429107
Vasantha Wicramasinghe	vasantha@ashaphillip.net	+94 11 2429114

Research

Visahan Arumainayaham	visahan@ashaphillip.net	+94112429139
Nishani Ruwanpathirana	nishani@ashaphillip.net	+94 112429137

Regional Offices

Colombo (H/O)

60, 5th Lane,
Colombo 03.
Tel - 94 112429100
Fax - 94 112429199
www.ashaphillip.net

Matara

#24-1/3A,
E.H. Cooray Tower, 2nd Floor,
Anagarika Dharmapala Mw,
Matara.
Tel: 041 2235191-5

Jaffna

#147, 2/3
K.K.S. Road,
Jaffna.
Tel: 021 2221614

Kandy

88, Ceybank House, Dalada Vidiya,
Kandy.
Tel. 081 2204750

Kiribathgoda

#94, Udeshi City Shopping Complex,
2nd Floor, #2/12, Makola Road,
Kiribathgoda.
Tel. 011 2908511

Negombo

#72 A 2/1,
Old Chilaw Road,
Negombo.
Tel. 031 2227474

Gampaha

#116, Sanasa Ideal Complex,
Bauddhaloka Mawatha,
Gampaha.
Tel. 033 2234888

Important Information

This document has been prepared and issued by Asha Phillip Securities Ltd, on the basis of publicly available information, internally developed data and other sources, believed to be reliable. Whilst all responsible care has been taken to ensure that the facts stated are accurate and the opinions given are fair and reasonable neither Asha Phillip Securities Ltd, nor any Director Officer or employee, shall in any way be responsible for any decisions made on its contents. Asha Phillip Securities Ltd may act as a Broker in the investments which are the subject of this document or related investments and may have acted upon or used the information contained in this document, or the research or analysis on which it is based, before its publication. Asha Phillip Securities Ltd., Its Directors, Officers or Employees may also have a position or be otherwise interested in the investments referred to in this document. This is not an offer to sell or buy the investments referred to in this document.