

WEEKLY STOCK MARKET HIGHLIGHTS

Friday, 25 May 2018



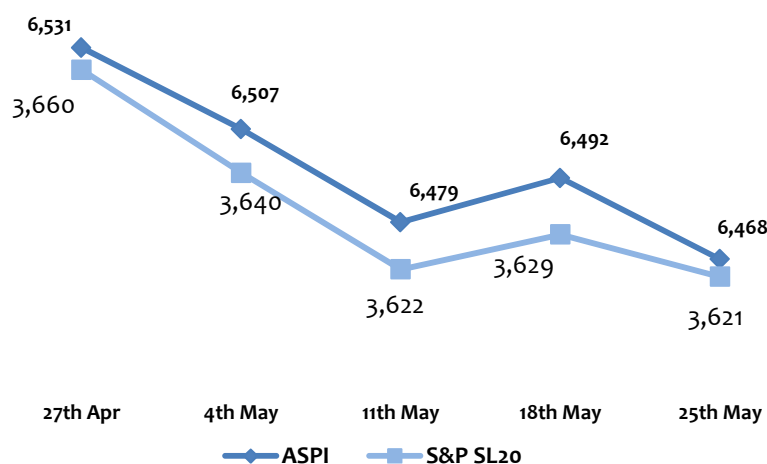
ASHA PHILLIP
SECURITIES LTD

Sri Lanka

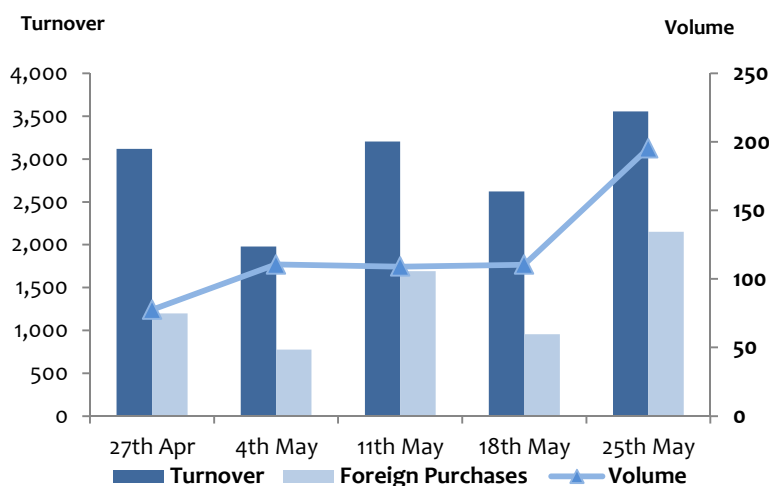
Weekly Market Statistics.

Index	25th May	18th May	Change	% Change
ASPI	6,467.80	6,492.06	↓ (24.26)	↓ -0.37%
S&P SL20	3,620.71	3,628.74	↓ (8.03)	↓ -0.22%
Market Statistics		25th May	18th May	
Value of Turnover(Rs.)		3,556,917,496	2,623,015,803	
Domestic Purchases		1,407,820,415	1,668,686,105	
Domestic Sales		2,478,878,493	1,205,288,235	
Foreign Purchases		2,149,097,081	954,329,699	
Foreign Sales		1,078,039,003	1,417,727,568	
Volume of Turnover (No.)		195,245,467	110,475,607	
Market Capitalization (Rs. Bn)		3,020.81	3,032.14	
PER		10.85	10.89	
PBV		1.31	1.31	

Market Indices.



Turnover, Volume and Foreign Purchase.



Weekly Performance of the Market

- Retail Investor participation remained lower during the week, off board deals and improved foreign investor participations contributed to the turnover numbers. Few trade adjustments (cancellations & re-executions) on four off board deals pertaining to LLUB, TJL, PLC and HNB were noted during the week. Prevailing Heavy monsoon rains in the country further affects the struggling economy and weighs on investor confidence. Tea prices further declined whilst Treasury bill yields further increased during the weekly auctions.
- Benchmark index ASPI moved between 6,455.48-6,503.65 points during the week and settled at 6,467.80 with a loss of 24.26 points (-0.37%).
- The S&P SL20 Index also followed the same trend and settled the week on negative terrain at 3,620.71 with a loss of 8.03 points (-0.22%)
- The total turnover for the week recorded as LKR 3.56Bn, charting a gain of 36% from its previously recorded LKR 2.62Bn.
- Off board trades have contributed 47% of the week's total turnover, accounting for LKR 1.66Bn through 26 trades.

Sectorial Overview

- Bank Finance and Insurance (BFI) sector stood on top providing LKR 1,438Mn capturing 40% of the week's total turnover.
- Diversified Holdings (DIV) and Manufacturing (MFG) sectors stood second and third providing LKR 858Mn and LKR 560Mn respectively to the daily aggregated turnover.

Foreign Participation

- Aggregate foreign buying for the Week totaled up to LKR 2.15Bn (60% of the turnover)
- Foreign sales for the Week amounted to LKR 1.08Bn. (30% of the turnover)
- Net foreign inflow for the Week was LKR 1.07Bn, YTD net foreign **inflow** presently stands at LKR 0.28Bn.
- HNB notched the "Top Net Purchasers" slot with a net inflow of LKR 342.59Mn whilst JKH notched the "Top net Sellers" slot with a net outflow of LKR 234.49Mn.

Weekly Market Highlights & Statistics

Highest Turnover for the Week

Company Name	Share Vol.	Turnover (LKR)	Low (LKR)	High (LKR)	Cur.Week Close	Prv.Week Close	Change (LKR)	Change
JOHN KEELLS HOLDINGS PLC	3,065,501	487,144,028	157.00	162.00	157.10	161.90	(4.80)	-2.96%
HATTON NATIONAL BANK PLC	1,721,854	420,142,904	242.00	245.90	245.00	242.50	2.50	1.03%
R I L PROPERTY LIMITED	41,674,762	332,524,112	7.30	7.50	7.40	7.30	0.10	1.37%
SAMPATH BANK PLC	930,205	290,301,896	302.00	309.00	307.90	301.00	6.90	2.29%
ACL CABLES PLC	5,141,874	210,801,841	40.00	41.90	41.00	41.00	-	0.00%

Highest Volume for the Week

Company Name	Share Vol.	Turnover (LKR)	Low (LKR)	High (LKR)	Cur.Week Close	Prv.Week Close	Change (LKR)	Change
R I L PROPERTY LIMITED	41,674,762	332,524,112	7.30	7.50	7.40	7.30	0.10	1.37%
AMANA TAKAFUL LIFE PLC	38,552,522	53,968,313	1.20	1.40	1.30	1.40	(0.10)	-7.14%
BROWNS CAPITAL PLC	9,550,520	43,693,678	4.40	4.70	4.40	4.50	(0.10)	-2.22%
AMANA BANK PLC	8,066,196	29,056,243	3.30	3.50	3.50	3.50	-	0.00%
ASIA ASSET FINANCE PLC	7,686,186	9,245,590	1.20	1.30	1.20	1.30	(0.10)	-7.69%

Top Gainers For the Week

Company Name	VWA Week Close	Change (LKR)	Change %	Turnover (LKR)
PRIME FINANCE	22.70	3.30	17.01	725,288.0
A I A INSURANCE	515.00	68.20	15.26	6,521,748.20
NATION LANKA	0.90	0.10	12.50	1,249,469.70
MULLERS	1.00	0.10	11.11	120,228.00
ON'ALLY	87.50	7.50	9.38	1,691,455.50

Top Losers For the Week

Company Name	VWA Week Close	Change (LKR)	Change %	Turnover (LKR)
BRAC LNKA FNANCE	41.90	(10.10)	(19.42)	73,183.30
BROWNS	58.00	(12.00)	(17.14)	6,265,023
MALWATTE	7.90	(1.00)	(11.24)	851,676.30
OFFICE EQUIPMENT	65.00	(8.00)	(10.96)	47,772.90
YORK ARCADE	89.20	(10.80)	(10.80)	88,580.9

Summarized crossings for the week

Name	Symbol	Avg Price	Trades	T.Volume	Turnover
R I L Property Limited	RIL.N0000	8.00	1	40,000,000	320,000,000
Hatton National Bank PLC	HNB.N0000	242.30	4	1,193,138	290,993,374
ACL Cables PLC	ACL.N0000	41.00	3	3,749,314	153,721,874
John Keells Holdings PLC	JKH.N0000	158.29	3	808,448	127,971,680
Melstacorp Limited PLC	MELS.N0000	56.50	3	2,267,931	127,952,786
Sampath Bank PLC	SAMP.N0000	308.00	1	381,755	117,580,540
Textured Jersey Lanka PLC	TJL.N0000	30.60	2	3,400,000	104,040,000
Chevron Lubricants Lanka PLC	LLUB.N0000	89.00	2	1,060,000	94,340,000
People'S Leasing & Finance PLC	PLC.N0000	15.70	2	5,775,486	90,675,130
Commercial Credit And Finance PLC	COCR.N0000	48.00	1	1,500,000	72,000,000
Access Engineering PLC	AEL.N0000	19.00	1	2,980,000	56,620,000
AMANA TAKAFUL LIFE LIMITED	ATLL.N0000	1.40	1	38,500,000	53,900,000
Commercial Bank Of Ceylon PLC	COMB.N0000	132.00	1	200,000	26,400,000
Dialog Axiata PLC	DIAL.N0000	14.50	1	1,500,006	21,750,087
Total			26	103,316,078	1,657,945,471
As a percentage of total Turnover					47%

Weekly Foreign Transactions.

Company Name	Avg Price	Net change in Qty	Net Foreign Inflow	Company Name	Avg Price	Net change in Qty	Net Foreign Outflow
HNB (+)	244.50	1,401,188	342,590,466	JKH	157.50	(1,488,851)	(234,494,033)
R I L PROPERTY	8.00	40,055,664	320,445,312	COMMERCIAL BANK (+)	132.00	(524,757)	(69,267,924)
SAMPATH (+)	307.90	680,605	209,558,280	HEMAS HOLDINGS	125.00	(263,819)	(32,977,375)
ACL	41.00	4,895,814	200,728,374	COMMERCIAL BANK[X]	103.00	(97,928)	(10,086,584)
TEEJAY LANKA	30.60	2,726,259	83,423,525	UNITED MOTORS	82.10	(43,000)	(3,530,300)
COM.CREDIT	48.00	1,559,074	74,835,552	AITKEN SPENCE	53.10	(62,625)	(3,325,388)
PEOPLES LEASING	15.70	3,852,743	60,488,065	ASIRI	24.60	(100,000)	(2,460,000)
CHEVRON (+)	88.50	542,186	47,983,461	TOKYO CEMENT[X]	40.00	(36,600)	(1,464,000)
MELSTACORP	56.70	713,771	40,470,816	CDB	88.00	(16,285)	(1,433,080)
DISTILLERIES	22.00	508,392	11,184,624	KEGALLE	65.0	(20,034)	(1,302,210)

Foreign Participation

- **Aggregate foreign buying** for the Week totaled up to **LKR 2,149.1Mn.**
- **Foreign sales** for the Week amounted to **LKR 1,078.04Mn.**
- **Net foreign inflow** for the Week was **LKR 1,071.06Mn**, YTD net foreign inflow presently stands at **LKR 0.28Bn**
- **HNB** notched the “Top Net Purchasers” slot with a net inflow of **LKR 342.59Mn** whilst **JKH** notched the “Top net Sellers” slot with a net outflow of **LKR 234.49Mn.**

Summary of Key Announcements during the week

- **CSE** said **Commercial Bank of Ceylon PLC** – COMB.N – 405,089, **Hatton National Bank PLC** – HNB.N – 17,030, HNB.X – 4,284 shares were listed during the month of **April 2018**, consequent to the exercising of options under **employee share option schemes.**
- The Board of **Browns investments PLC** (BIL) approved the amalgamation with its subsidiaries, **Browns Capital Holdings** (Pvt) Ltd and **Browns Capital PLC** (FLCH) where the remaining entity will be **BIL**, subject to the CSE, Shareholder and other requisite approvals.
- **Mr Kishu Garnes** has resigned as Managing Director/CEO and as director of **Chevron Lubricants Lanka PLC** with immediate effect from 22 May 2018 and **Ms Rochna Kaul** will take over the duties of Managing Director/CEO in an acting capacity.
- **Melstacorp PLC** (MELS) said, they have entered into a joint venture agreement with effect from 18th May 2018 with **Pyramid Gama (Private) Limited** for **importation, processing, packaging and distribution of cement** to be undertaken through a joint venture company in the name of **Melsta Gama (Private) Limited.** Pyramid Gama is a Joint Venture between Pyramid Holdings of Sri Lanka and **Gama Corp of Indonesia.** **Pyramid Holdings** is the holding company of **Pyramid Wilmar** which is today the leading Edible Oil and Specialty Fats Syndicate in Sri Lanka. **Gama group** of Indonesia; is one of the largest cement players in the region, which currently manages one of the largest cement producing operations in the region. The **initial phase of the project is estimated to cost approximately USD 20 million.**

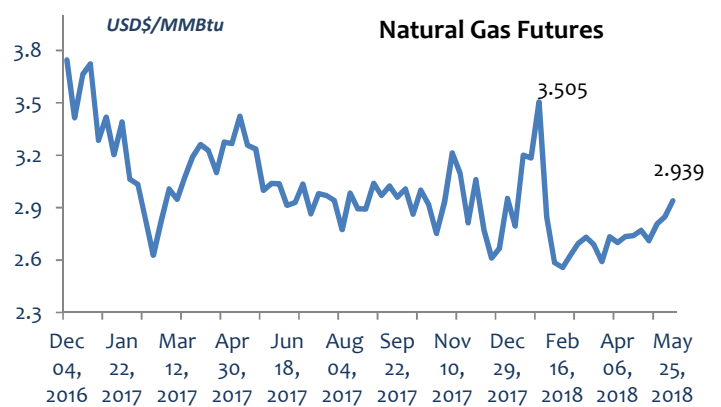
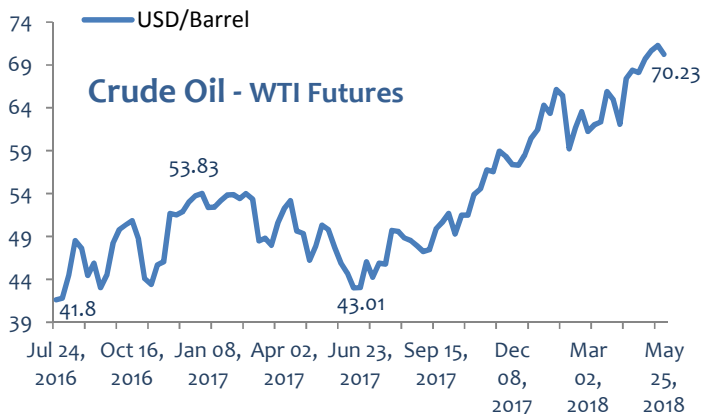
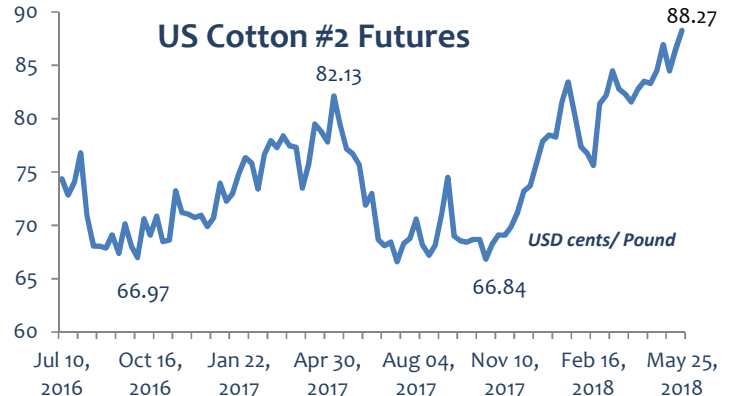
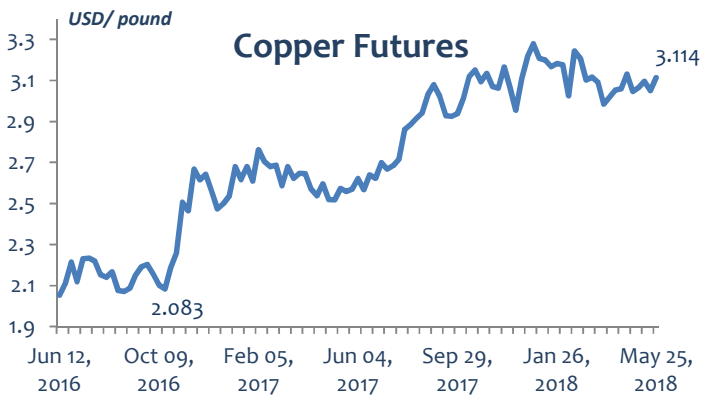
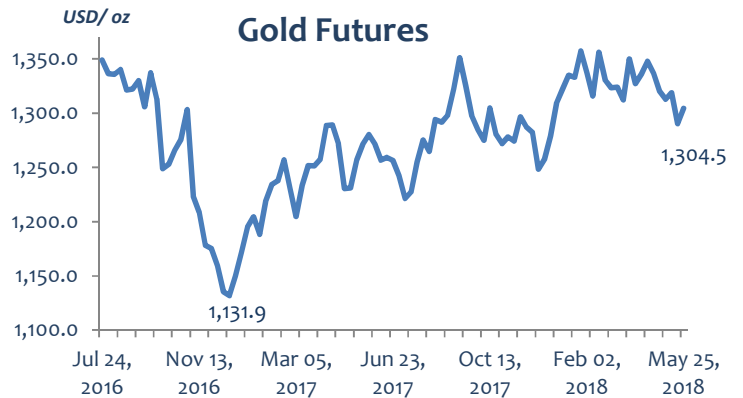
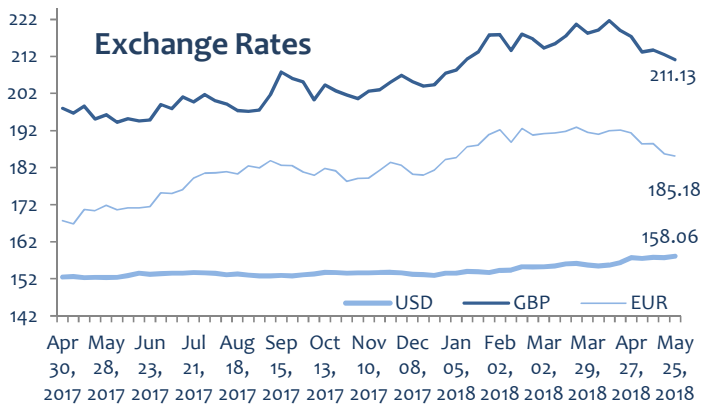
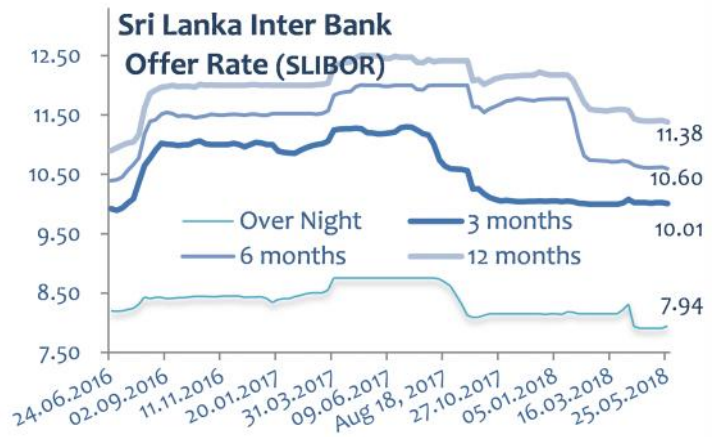
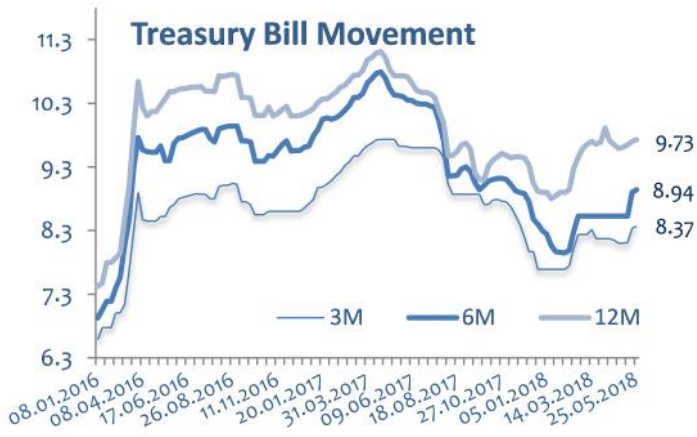
Summary of Key Announcements during the week

➤ Dealings By Directors

Counter	Nature	Director / Company involved	No of Shares	Price	Date
ALUM	Purchase	S. M Bentley Corporate Services (Pvt) Ltd - Mr S M Munaweera is a common director in both companies.	20,000	16.00	21st May.
ALUM	Purchase	Mrs R D Jayawardana - Spouse of Mr S M Munaweera	7,375	16.2, 16.40	18, 21 May
COCR	Purchase	Mr P T Fisher (Creation Investments)	950	43.00	16 May.
COCR	Purchase	Mr P T Fisher (Creation Investments)	6,082	43.0	17 May.
COCR	Purchase	Mr P T Fisher (Creation Investments)	46,050	43.0	18 May.
COMD	Disposal	Commercial Bank (Mr J Durairatnam)	105	75.0	17, 18th May
HPWR	Purchase	Trydan Partners pvt ltd [Mr G A K Nanayakkara]	53,957	20 to 22	10 - 18th May
RAL	Purchase	Renuka Capital PLC (KZOO)- Mr S V Rajiyah is a common director in both companies.	7,000,000	2.30	18 May.

Economic Indicators & Other Statistics

Source: investing.com & cbsl.gov.lk



Contact Information

Head Office

Sales Team

Thakshila Hulangamuwa	thakshi@ashaphillip.net	+94 11 2429108
Upul Priyantha	upul@ashaphillip.net	+94 11 2429106
Shanmugam Sudhagar	sudha@ashaphillip.net	+94 11 2429107
Vasantha Wicramasinghe	vasantha@ashaphillip.net	+94 11 2429114

Research

Visahan Arumainayaham	visahan@ashaphillip.net	+94112429139
Nishani Ruwanpathirana	nishani@ashaphillip.net	+94 112429137

Regional Offices

Colombo (H/O)

321, Lakshmans Building, 2nd Floor,
Galle Road, Colombo 03.
Tel - 94 112429100
Fax - 94 112429199
www.ashaphillip.net
Email - research@ashaphillip.net

Matara

#24-1/3A,
E.H. Cooray Tower, 2nd Floor,
Anagarika Dharmapala Mw,
Matara.
Tel: 041 2235191-5

Jaffna

#147, 2/3
K.K.S. Road,
Jaffna.
Tel: 021 2221614

Kiribathgoda

#94, Udeshi City Shopping Complex,
2nd Floor, #2/12, Makola Road,
Kiribathgoda.
Tel. 011 2908511

Embilipitiya

#62, Sampath Bank Building,
Main Street,
Embilipitiya.
Tel. 047 2261950

Kandy

88, Ceybank House,
Dalada Vidiya,
Kandy.
Tel. 081 2204750

Anuradhapura

2nd floor, 488/8/2,
Town hall place,
Maithreepala senanayaka mawatha,
Anuradhapura
Tel. 025 2234705

Negombo

#72 A 2/1,
Old Chilaw Road,
Negombo.
Tel. 031 2227474

Gampaha

#107,
Sanasa Ideal Complex,
Buddhaloka Mawatha,
Gampaha.
Tel. 033 2234888

Important Information

This document has been prepared and issued by Asha Phillip Securities Ltd, on the basis of publicly available information, internally developed data and other sources, believed to be reliable. Whilst all responsible care has been taken to ensure that the facts stated are accurate and the opinions given are fair and reasonable neither Asha Phillip Securities Ltd, nor any Director Officer or employee, shall in any way be responsible for any decisions made on its contents. Asha Phillip Securities Ltd may act as a Broker in the investments which are the subject of this document or related investments and may have acted upon or used the information contained in this document, or the research or analysis on which it is based, before its publication. Asha Phillip Securities Ltd., Its Directors, Officers or Employees may also have a position or be otherwise interested in the investments referred to in this document. This is not an offer to sell or buy the investments referred to in this document.