

WEEKLY STOCK MARKET HIGHLIGHTS

Thursday, 26 July 2018



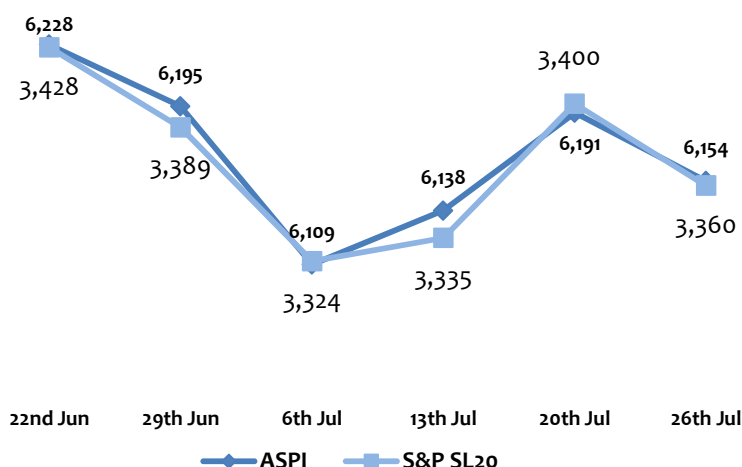
ASHA PHILLIP
SECURITIES LTD

Sri Lanka

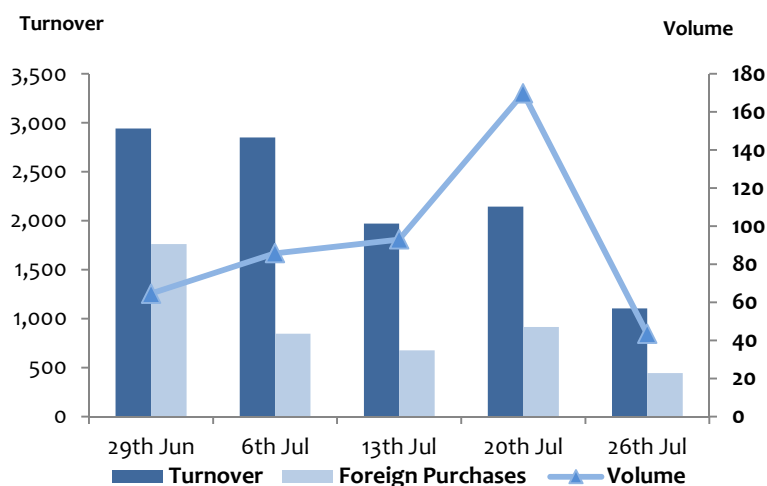
Market Statistics.

Index	26th Jul	20th Jul	Change	% Change
ASPI	6,153.99	6,191.17	↓ (37.18)	↓ -0.60%
S&P SL20	3,360.37	3,400.43	↓ (40.06)	↓ -1.18%
Market Statistics		26th Jul	20th Jul	% Change
Turnover(Rs.)	1,104,419,099	2,144,605,136	↓	-48.5%
Domestic Purchases	660,450,406	1,231,008,586	↓	-46.3%
Domestic Sales	683,583,706	1,126,480,448	↓	-39.3%
Foreign Purchases	443,968,693	913,596,550	↓	-51.4%
Foreign Sales	420,835,393	1,018,124,688	↓	-58.7%
Share Volume (No.)	43,320,593	169,741,305	↓	-74.5%
Market Cap (Rs. Bn)	2,881.74	2,899.15	↓	-0.6%
PER	9.81	10.05	↓	-2.4%
PBV	1.22	1.24	↓	-1.6%

Market Indices.



Turnover, Volume and Foreign Purchase.



Performance of the Market

- The week was limited with four trading sessions due to a religious holiday falls on Friday.
- Volatility in big cap counters directed the bourse to start the week on negative terrain. Investor sentiments remained at improved levels; foreign investor participation was relatively lower though they remained net buyers complimented by the attractive prices of fundamentally sound counters.
- Investors' enthusiasm faded on Tuesday as recently issued quarterly earnings failed to grab attention. Average yields of treasury bills were marginally declined across all maturities during the weekly auction.
- Poor performance reported by several subsidiaries of JKH, weighed on its market price and on indices as well on Wednesday.
- Selling pressure from foreign investors on large cap counters made the Bourse to settle on negative terrain for the fourth consecutive day on Thursday.

Summary

- Weekly turnover further affected by the prevailing sluggishness, previous weeks' positive signs were faded following the publication of several quarterly earnings.
- ASPI was moved between 6,150.89-6,194.05 points and settled the week on negative note at 6,153.99 with a loss of 37.18 points (-0.60%).
- The S&P SL20 Index also followed the same trend and settled the week on negative note at 3,360.37 with a loss of 40.06 points (-1.18%)
- The total turnover for the week recorded as LKR 1.1Bn, down by 49% from its previously recorded LKR 2.14Bn; foreign investors turned net buyers for the week.
- Off board trades have contributed 29% of the week's total turnover, accounting for LKR 316.52Mn through 10 trades.

Sectorial Overview

- Diversified Holdings (DIV) sector stood on top providing LKR 458Mn capturing 41% of the week's total turnover.
- Bank Finance and Insurance (BFI) and Beverage Food & Tobacco (BFT) sectors stood second and third providing LKR 317Mn and LKR 131Mn respectively to the daily aggregated turnover.

Weekly Market Highlights & Statistics

Highest Turnover

Company Name	Share Vol.	Turnover (LKR)	Low (LKR)	High (LKR)	Cur.Week Close	Prv.Week Close	Change (LKR)	Change
JOHN KEELLS HOLDINGS PLC	1,674,207	209,491,968	141.90	148.00	142.00	148.10	(6.10)	-4.12%
HEMAS HOLDINGS PLC	1,918,101	192,337,169	100.00	107.00	100.20	106.10	(5.90)	-5.56%
CENTRAL FINANCE COMPANY PLC	803,095	79,893,785	96.90	100.00	99.50	97.50	2.00	2.05%
COMMERCIAL BANK OF CEYLON PLC	621,519	78,503,795	127.00	130.70	127.10	129.00	(1.90)	-1.47%
SAMPATH BANK PLC	185,444	53,918,141	297.20	304.00	298.00	302.00	(4.00)	-1.32%

Highest Volume

Company Name	Share Vol.	Turnover (LKR)	Low (LKR)	High (LKR)	Cur.Week Close	Prv.Week Close	Change (LKR)	Change
ANILANA HOTELS AND PROPERTIES PLC	4,789,124	5,271,823	1.10	1.20	1.10	1.20	(0.10)	-8.33%
ADAM INVESTMENTS PLC	4,504,375	839,996	0.20	0.30	0.30	0.20	0.10	50.00%
AMANA TAKAFUL PLC	3,018,499	2,669,443	0.90	1.00	1.00	0.90	0.10	11.11%
BROWNS CAPITAL PLC	2,270,599	6,672,184	4.10	4.30	4.10	4.30	(0.20)	-4.65%
DISTILLERIES COMPANY OF SRI LANKA	2,262,718	45,662,489	20.40	21.30	20.50	21.00	(0.50)	-2.38%

Top Gainers

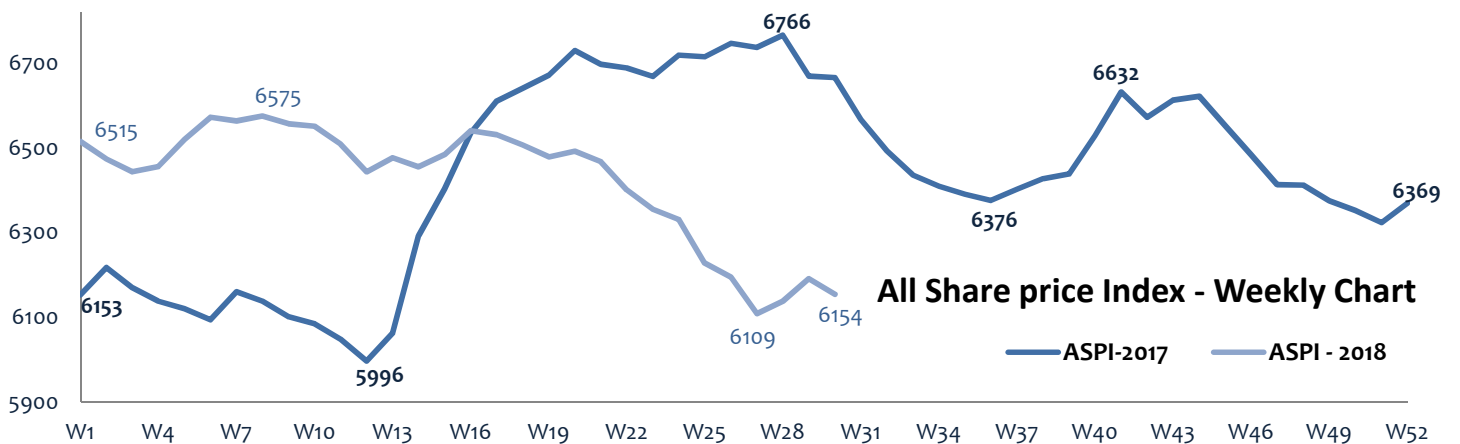
Company Name	VWA Week Close	Change (LKR)	Change %	Turnover (LKR)
ADAM INVESTMENTS	0.30	0.10	50.00	839,995.9
BLUE DIAMONDS [X]	0.40	0.10	33.33	800.00
TESS AGRO [X]	0.60	0.10	20.00	35,472.80
NATION LANKA	0.80	0.10	14.29	514,664.40
MULLERS	0.80	0.10	14.29	4,713.80

Top Losers

Company Name	VWA Week Close	Change (LKR)	Change %	Turnover (LKR)
HUNAS FALLS	70.20	(19.70)	(21.91)	32,716.00
SATHOSA MOTORS	324.50	(75.50)	(18.88)	166,250
PARAGON	55.00	(11.30)	(17.04)	27,425.50
HORANA	20.10	(3.80)	(15.90)	304,240.00
BIMPUATH FINANCE	29.80	(5.10)	(14.61)	6,914.7

Crossings

Name	Symbol	Avg Price	Trades	T.Volume	Turnover
Hemas Holdings PLC	HHL.N0000	100.00	5	1,500,000	150,000,000
John Keells Holdings PLC	JKH.N0000	145.26	3	830,000	120,562,500
Central Finance Company PLC	CFIN.N0000	99.50	1	260,000	25,870,000
Distilleries Company Of Sri Lanka PLC	DIST.N0000	20.50	1	980,000	20,090,000



Foreign Transactions.

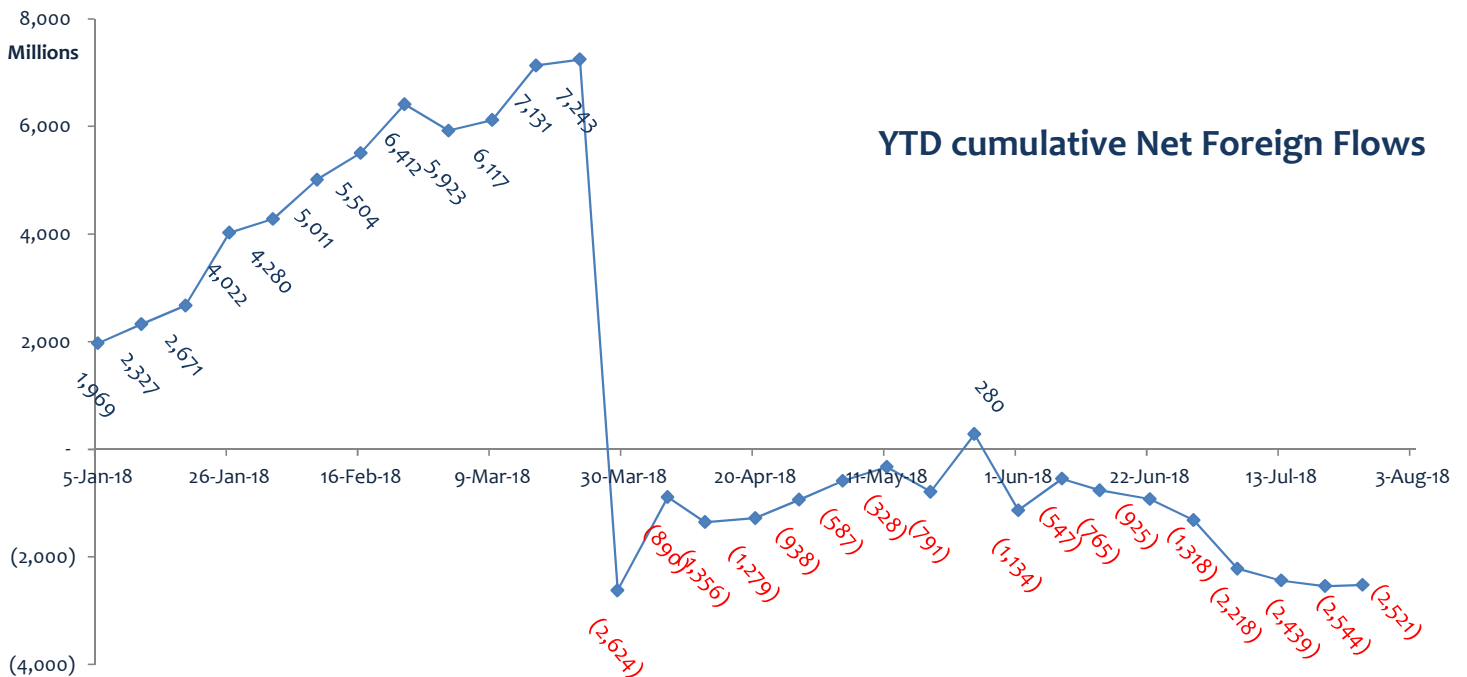
Company Name	Avg Price	Net change in Qty	Net Foreign Inflow
CENTRAL FINANCE	99.50	796,484	79,250,158
COMMERCIAL BANK	130.00	486,181	63,203,530
JKH	142.00	329,170	46,742,140
CHEVRON (+)	89.90	240,663	21,635,604
LION BREWERY	600.00	31,465	18,879,000
DIALOG (+)	14.30	699,041	9,996,286
RICHARD PIERIS	11.30	819,869	9,264,520
GRAIN ELEVATORS	61.30	50,250	3,080,325
LANKEM DEV.	5.60	440,769	2,468,306
AITKEN SPENCE	49.10	27,659	1,358,057

Company Name	Avg Price	Net change in Qty	Net Foreign Outflow
HEMAS HOLDINGS	100.51	(1,773,318)	(178,236,192)
DISTILLERIES	20.50	(1,923,071)	(39,422,956)
Softlogic Life (+)	23.60	(212,290)	(5,010,044)
KEELLS FOOD	135.00	(25,000)	(3,375,000)
SEYLAN BANK[X]	47.50	(43,852)	(2,082,970)
SUNSHINE HOLDING	52.50	(38,034)	(1,996,785)
SWISSTEK	46.00	(38,260)	(1,759,960)
UNION ASSURANCE	244.90	(6,000)	(1,469,400)
DIPPED PRODUCTS	80.00	(15,000)	(1,200,000)
HNB (+)	230.0	(2,834)	(651,820)

Foreign Participation

- **Aggregate foreign buying** for the Week totaled up to **LKR 443.97Mn.**
- **Foreign sales** for the Week amounted to **LKR 420.84Mn.**
- **Net foreign inflow** for the Week was **LKR 23.13Mn**, YTD net foreign outflow presently stands at **LKR 2.52Bn**
- **CFIN** notched the “Top Net Purchasers” slot with a net inflow of **LKR 79.25Mn** whilst **HHL** notched the “Top net Sellers” slot with a net outflow of **LKR 178.24Mn.**

Movement of Net Foreign Flows



Summary of Key Announcements during the week

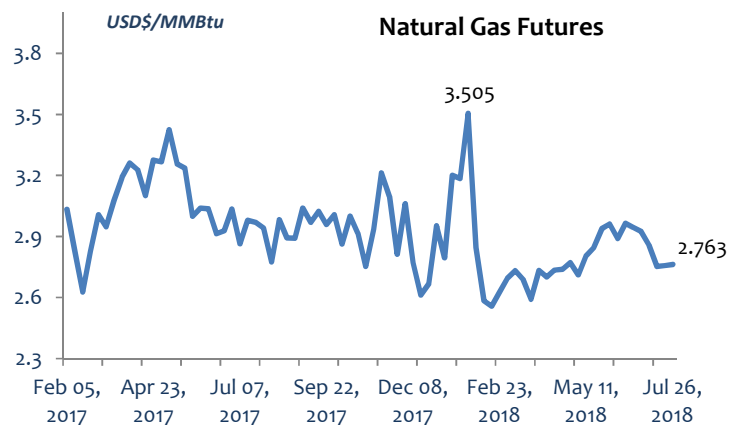
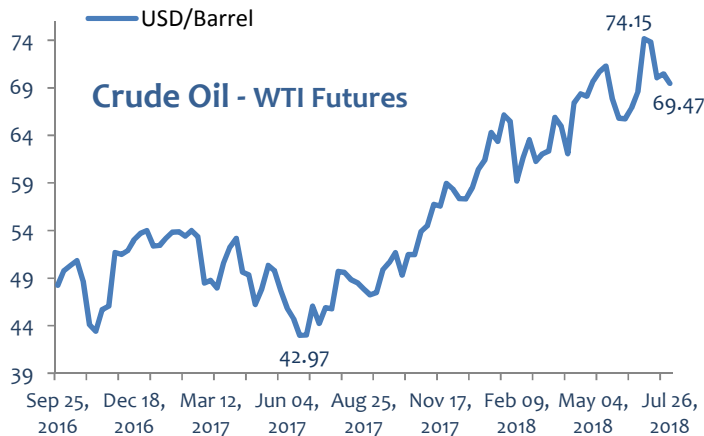
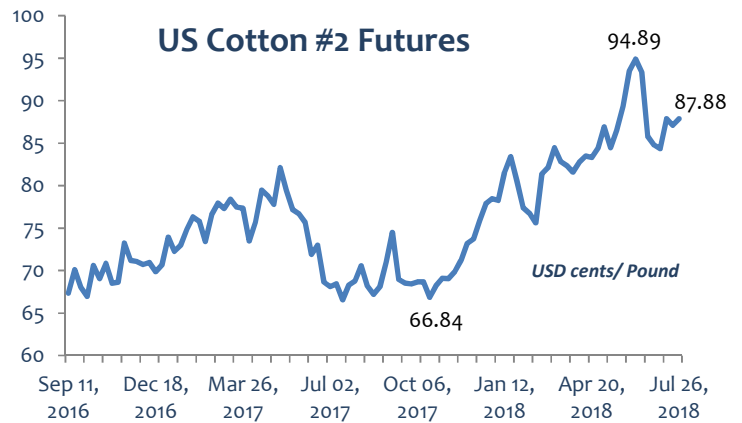
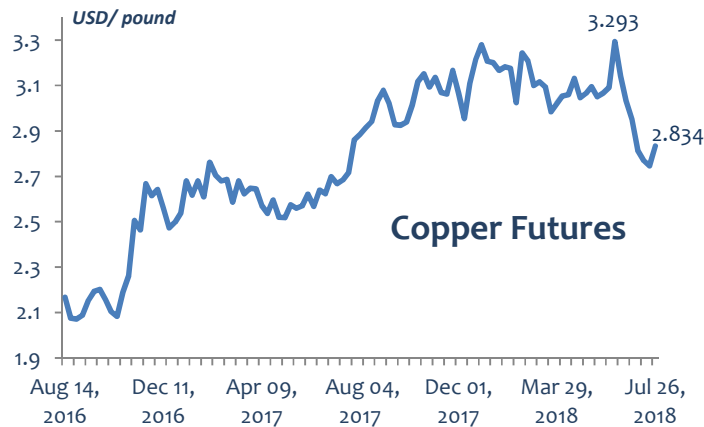
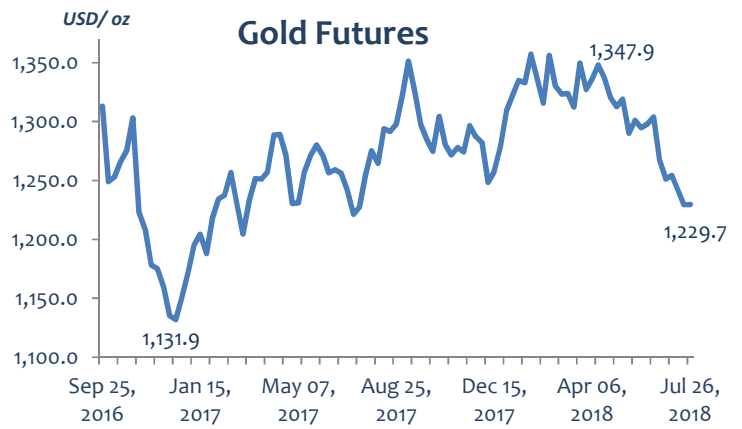
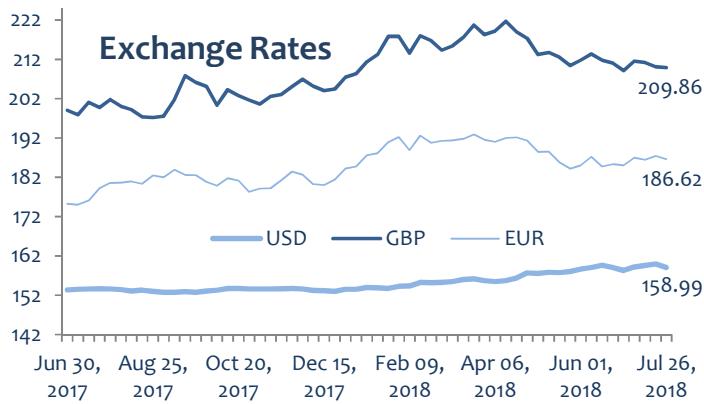
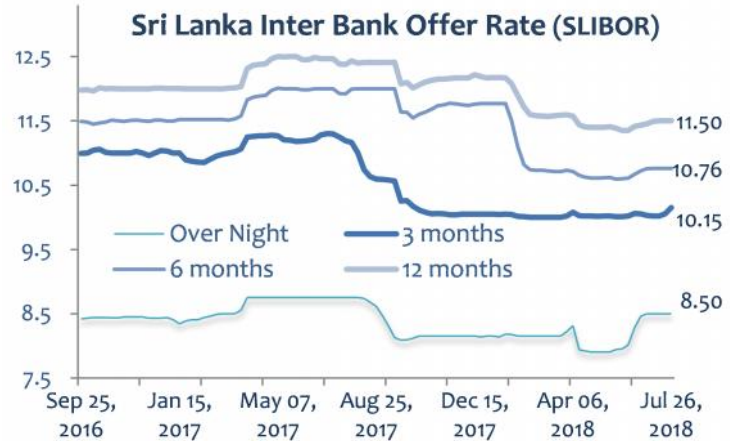
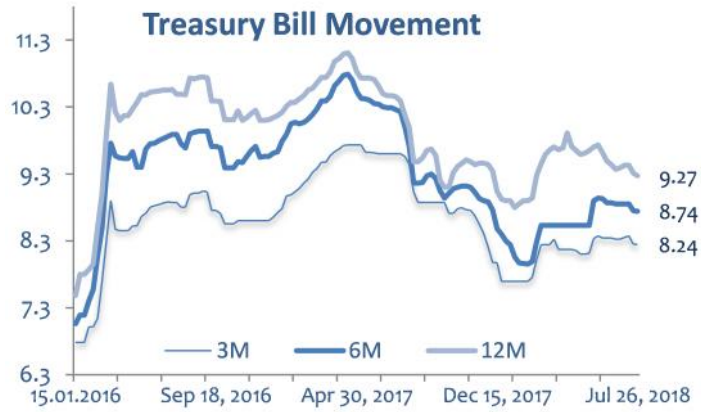
- **CSE has approved** in principle an Application of **LOLC Finance PLC (LOLC) to list its debt securities**; were issued via an IPO; Subordinated, Unsecured, Listed, Redeemable, Rated **Five Year Debentures** at an issue price of LKR 100/- or LKR 49.83 each. **Subscription list** was opened on **26th July**.
- The **initial issue** of the **Hayleys PLC's Debenture issue 2018** was **oversubscribed** on 24th; and the issue was **close on 25th Jul 2018**.
- **C M Holdings PLC (COLO)** said, they have consolidated the entire business of "KIA" under KIA Motors (Lanka) Ltd by disposing 99.9% equity stake of their Subsidiary **Car Plan Ltd**, to another subsidiary **KIA Motors (Lanka) Ltd** for a consideration of LKR 54Mn.
- **Prime Finance PLC's (GSF)** 43.2Mn new shares issued via the recent Rights Issue was listed on 26th July 2018.
- **AIA Insurance Lanka PLC (CTCE)** has published a circular on its proposed **voluntary delisting** from the official list of the Colombo Stock Exchange.
- **Raigam Wayamba Salterns PLC (RWSL)** has called for an **Extra Ordinary General Meeting** will be held on August 30, 2018 to obtain approval of majority of public shareholders **to cancel the proposed Rights Issue** announced on 16th August 2016.
- **LOLC Finance PLC (LOFC)** said they have received applications for over LKR 2.5Bn for the **Debenture issue 2018**; accordingly the Initial Issue has been oversubscribed. Therefore, they have decided to close the issue at 4.30 p.m. on 26th July 2018 as per the Prospectus, by accepting only the Initial issue of LKR 2.5Bn.
- The debentures of **Commercial Bank of Ceylon PLC (COMB)**; issued via the **Basel III compliant debenture issue 2018** will be listed on 30th July 2018.

➤ Dealings By Directors

Counter	Nature	Director / Company involved	No of Shares	Price	Date
ALUM	Purchase	Mr A T A Akbarally	64,000	14.9 - 16.0	17- 23 July
CTHR	Purchase	Dr A Aranvinda Page	10,771	175.0 - 180.0	20, 23, 24 Jul.
CTHR	Purchase	Mr V R Page's spouse Mrs P R Page	3,543	180.00	24th July
EAST	Disposal	Mr M W A D J Vajira Wijesuriya	2,010,000	16.0 - 16.5	20th Jul.
MRH	Purchase	Mr Jayantha Atul Panabokke	5,595	15.5	18, 20th Jul
NTB	Purchase	Mr Murtaza Jafferjee	75,000	92.0	18th July
SWAD	Purchase	Mrs A M Wijewardene	14	10,000 - 11,900	17 & 19 July.

Economic Indicators & Other Statistics

Source: investing.com & cbsl.gov.lk



Contact Information

Head Office

Sales Team

Thakshila Hulangamuwa	thakshi@ashaphillip.net	+94 11 2429108
Upul Priyantha	upul@ashaphillip.net	+94 11 2429106
Shanmugam Sudhagar	sudha@ashaphillip.net	+94 11 2429107
Vasantha Wicramasinghe	vasantha@ashaphillip.net	+94 11 2429114

Research

Visahan Arumainayaham	visahan@ashaphillip.net	+94112429139
Nishani Ruwanpathirana	nishani@ashaphillip.net	+94 112429137

Regional Offices

Colombo (H/O)

321, Lakshmans Building, 2nd Floor,
Galle Road, Colombo 03.
Tel - 94 112429100
Fax - 94 112429199
www.ashaphillip.net
Email - research@ashaphillip.net

Matara

#24-1/3A,
E.H. Cooray Tower, 2nd Floor,
Anagarika Dharmapala Mw,
Matara.
Tel: 041 2235191-5

Jaffna

#147, 2/3
K.K.S. Road,
Jaffna.
Tel: 021 2221614

Kandy

88, Ceybank House, Dalada Vidiya,
Kandy.
Tel. 081 2204750

Kiribathgoda

#94, Udeshi City Shopping Complex,
2nd Floor, #2/12, Makola Road,
Kiribathgoda.
Tel. 011 2908511

Negombo

#72 A 2/1,
Old Chilaw Road,
Negombo.
Tel. 031 2227474

Gampaha

#116, Sanasa Ideal Complex,
Bauddhaloka Mawatha,
Gampaha.
Tel. 033 2234888

Important Information

This document has been prepared and issued by Asha Phillip Securities Ltd, on the basis of publicly available information, internally developed data and other sources, believed to be reliable. Whilst all responsible care has been taken to ensure that the facts stated are accurate and the opinions given are fair and reasonable neither Asha Phillip Securities Ltd, nor any Director Officer or employee, shall in any way be responsible for any decisions made on its contents. Asha Phillip Securities Ltd may act as a Broker in the investments which are the subject of this document or related investments and may have acted upon or used the information contained in this document, or the research or analysis on which it is based, before its publication. Asha Phillip Securities Ltd., Its Directors, Officers or Employees may also have a position or be otherwise interested in the investments referred to in this document. This is not an offer to sell or buy the investments referred to in this document.