

WEEKLY STOCK MARKET HIGHLIGHTS

Friday, 26 October 2018



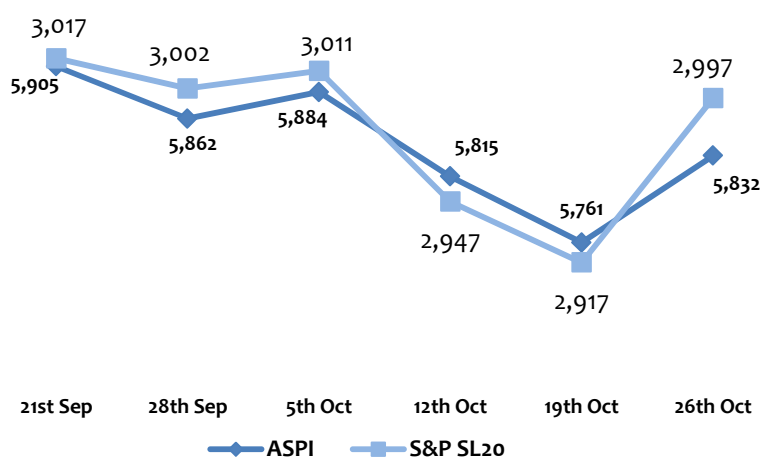
**ASHA PHILLIP
SECURITIES LTD**

Sri Lanka

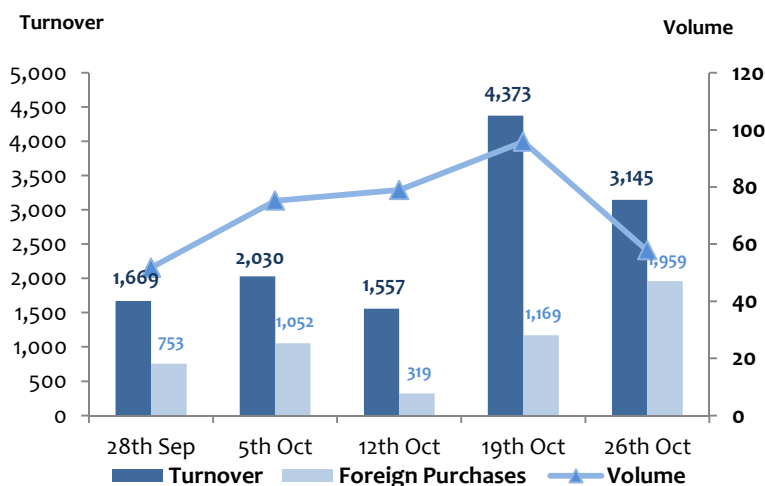
Market Statistics.

Index	26th Oct	19th Oct	Change	% Change
ASPI	5,831.96	5,761.09	↑ 70.87	↑ 1.23%
S&P SL20	2,997.33	2,916.82	↑ 80.51	↑ 2.76%
Market Statistics		26th Oct	19th Oct	% Change
Turnover (Rs.)	3,145,158,068	4,372,700,117	↓ -28.1%	
Domestic Purchases	1,186,098,783	3,203,488,317	↓ -63.0%	
Domestic Sales	741,677,008	823,145,587	↓ -9.9%	
Foreign Purchases	1,959,059,285	1,169,211,801	↑ 67.6%	
Foreign Sales	2,403,481,060	3,549,554,530	↓ -32.3%	
Share Volume (No.)	57,824,132	95,880,971	↓ -39.7%	
Market Cap (Rs. Bn)	2,736.04	2,705.39	↑ 1.1%	
PER	9.15	9.05	↑ 1.1%	
PBV	1.14	1.13	↑ 0.9%	

Market Indices.



Turnover, Volume and Foreign Purchase.



Performance of the Market

- Monday: Bourse turned positive with a gain of 4.91 points. Investors appear to be waiting for companies to release quarterly earnings.
- Tuesday: Bourse struggled to find footing on positive terrain; gained 4.52 points; investor participation was remained lower; thin volumes in large caps increased the volatility.
- Wednesday: Market closed for a religious holiday.
- Thursday: Turnover surged by the negotiated deals on JKH; majority were among foreign investors. Bourse lost 1.98 points.
- Friday: Bourse gained 63.42 points through the rally on depressed blue-chips. Majority of the day's transactions were among foreign investors. Retail investors were seen clueless about the sudden bullishness.

Summary

- ASPI was moved between 5,758.01 - 5,846.24 points and settled the week on positive note at 5,831.96 with a gain of 70.87 points (+1.23%).
- The S&P SL20 Index also followed the same trend and settled the week on positive note at 2,997.33 with a gain of 80.51 points (+2.76%)
- The total turnover for the week recorded as LKR 3.15Bn, down by 28% from its previously recorded LKR 4.37Bn; foreign investors remained net sellers for the week.
- Off board trades represented 73% of the week's turnover, accounting for LKR 2.28Bn through 29 trades.

Sectorial Overview

- Diversified Holdings (DIV) sector stood on top providing LKR 1.61Bn capturing 51% of the week's total turnover.
- Bank Finance and Insurance (BFI) and Beverage Food & Tobacco (BFT) sectors stood second and third providing LKR 1.05Bn and LKR 321Mn respectively to the weekly aggregated turnover.

Weekly Market Highlights & Statistics

Highest Turnover

Company Name	Share Vol.	Turnover (LKR)	Low (LKR)	High (LKR)	Cur.Week Close	Prv.Week Close	Change (LKR)	Change
JOHN KEELLS HOLDINGS PLC	10,913,392	1,463,734,330	129.00	141.00	140.10	129.50	10.60	8.19%
COMMERCIAL BANK OF CEYLON PLC	4,894,365	530,006,258	107.5	111.0	110.30	108.50	1.80	1.66%
HATTON NATIONAL BANK PLC	1,052,959	218,438,349	205.00	214.60	208.30	208.80	(0.50)	-0.24%
NESTLE LANKA PLC	128,353	205,362,364	1620.00	1650.00	1,625.00	1,625.10	(0.10)	-0.01%
NATIONAL DEVELOPMENT BANK PLC	1,535,077	151,989,512	98.70	102.90	101.90	98.70	3.20	3.24%

Highest Volume

Company Name	Share Vol.	Turnover (LKR)	Low (LKR)	High (LKR)	Cur.Week Close	Prv.Week Close	Change (LKR)	Change
ADAM INVESTMENTS PLC	11,891,001	1,189,423	0.10	0.20	0.10	0.20	(0.10)	-50.00%
JOHN KEELLS HOLDINGS PLC	10,913,392	1,463,734,330	129.00	141.00	140.10	129.50	10.60	8.19%
ADAM CAPITAL PLC	5,145,072	1,551,668	0.30	0.50	0.30	0.50	(0.20)	-40.00%
COMMERCIAL BANK OF CEYLON PLC	4,894,365	530,006,258	107.50	111.00	110.30	108.50	1.80	1.66%
MELSTACORP LIMITED	2,376,827	118,840,828	48.40	50.00	50.00	50.00	-	0.00%

Top Gainers

Company Name	VWA Week Close	Change (LKR)	Change %	Turnover (LKR)
S M B LEASING [X]	0.30	0.10	50.00	98,662.5
BERUWALA RESORTS	0.70	0.10	16.67	131,081
LUCKY LANKA [X]	0.70	0.10	16.67	14,183.50
COMM LEASE & FIN	2.70	0.30	12.50	101,063.40
Softlogic Life	30.20	3.00	11.03	18,709,416.60

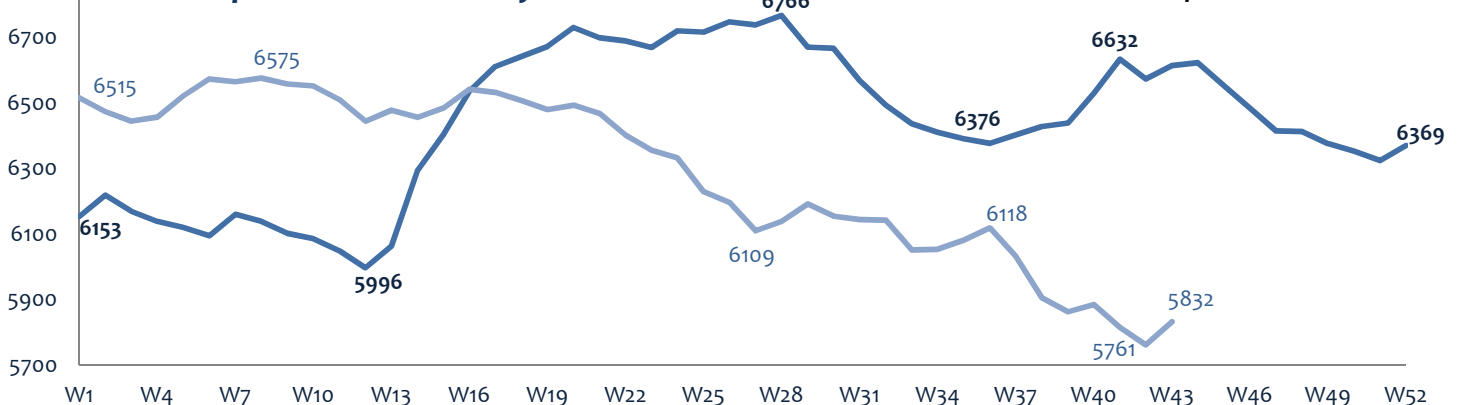
Top Losers

Company Name	VWA Week Close	Change (LKR)	Change %	Turnover (LKR)
ADAM INVESTMENTS	0.10	(0.10)	(50.00)	1,189,422.70
ADAM CAPITAL	0.30	(0.20)	(40.00)	1,551,668
BLUE DIAMONDS [X]	0.20	(0.10)	(33.33)	1,570.00
S M B LEASING	0.40	(0.10)	(20.00)	104,299.30
LEE HEDGES	58.90	(11.10)	(15.86)	110,957.2

Crossings

Name	Symbol	Avg Price	Trades	T.Volume	Turnover
John Keells Holdings PLC	JKH.N0000	134.31	14	8,854,428	1,189,259,273
Commercial Bank Of Ceylon PLC	COMB.N0000	108.31	6	4,380,000	474,390,000
Hatton National Bank PLC	HNB.N0000	207.48	3	1,008,800	209,304,000
Nestle Lanka PLC	NEST.N0000	1,600.00	3	127,972	204,755,200
Lion Brewery Ceylon PLC	LION.N0000	575.00	1	159,884	91,933,300
Melstacorp Limited PLC	MELS.N0000	50.00	1	1,332,345	66,617,250
National Development Bank PLC	NDB.N0000	99.00	1	445,105	44,065,395

All Share price Index - Weekly Chart



Foreign Transactions.

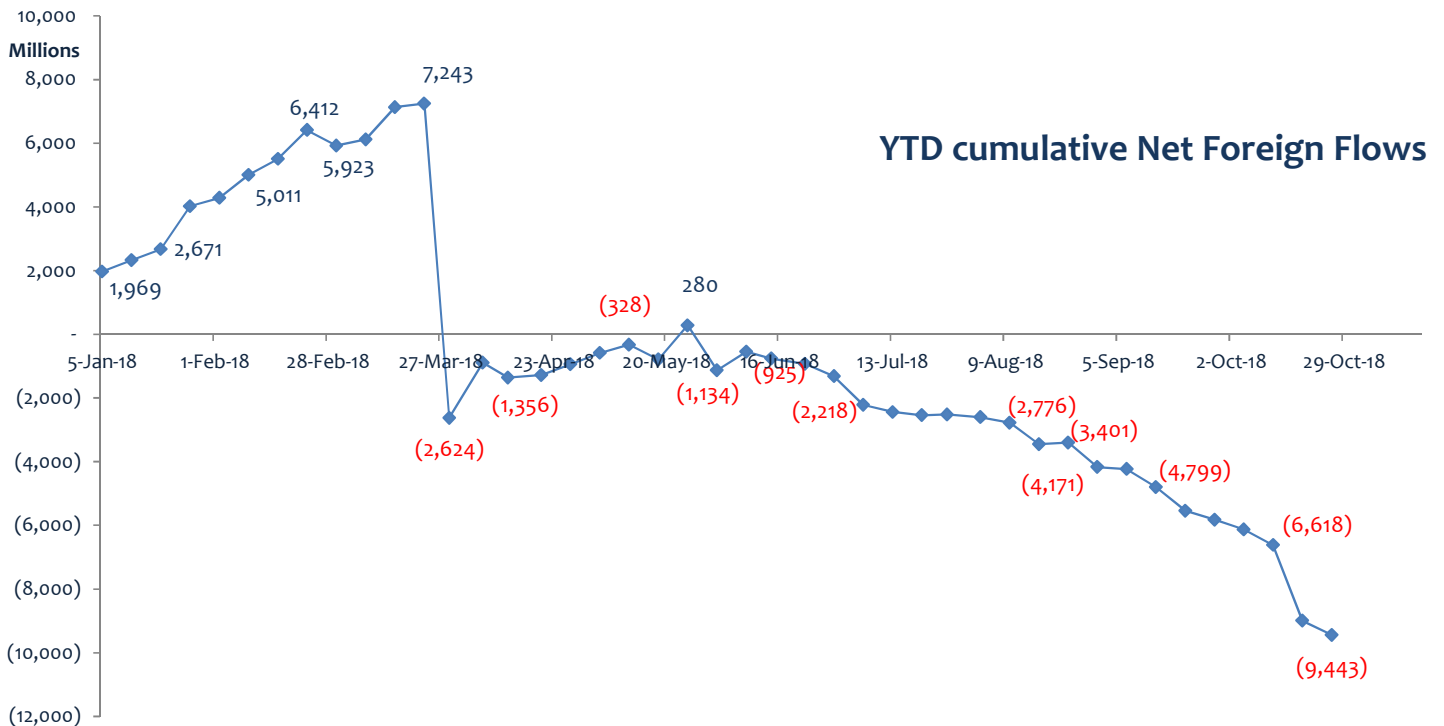
Company Name	Avg Price	Net change in Qty	Net Foreign Inflow
HNB	210.00	499,776	104,952,960
SAMPATH	221.88	85,242	18,913,495
CENTRAL FINANCE	88.40	71,069	6,282,500
TEEJAY LANKA	30.60	128,500	3,932,100
HNB[X]	160.00	16,738	2,678,080
CEYLON TOBACCO	1,385.80	1,529	2,118,888
DISTILLERIES	17.00	117,000	1,989,000
AITKEN SPENCE	43.00	38,805	1,668,615
GRAIN ELEVATORS	55.00	23,914	1,315,270
COLD STORES	751.00	1,136	853,136

Company Name	Avg Price	Net change in Qty	Net Foreign Outflow
JKH	131.86	(1,798,757)	(237,184,098)
NAT. DEV. BANK	99.00	(1,471,253)	(145,654,047)
MELSTACORP	50.00	(1,895,604)	(94,780,200)
COMMERCIAL BANK	108.00	(648,577)	(70,046,316)
KAHAWATTE	38.00	(775,000)	(29,450,000)
COMMERCIAL BANK[X]	88.10	(64,080)	(5,645,448)
ACCESS ENG SL	13.60	(341,838)	(4,648,997)
TOKYO CEMENT[X]	21.00	(35,898)	(753,858)
DIPPED PRODUCTS	75.10	(7,305)	(548,606)
C.W.MACKIE	46.0	(8,460)	(389,160)

Foreign Participation

- **Aggregate foreign buying** for the Week totaled up to **LKR 1.96Bn.**
- **Foreign sales** for the Week amounted to **LKR 2.40Bn.**
- **Net foreign outflow** for the Week was **LKR 0.44Bn**, YTD net foreign outflow presently stands at **LKR 9.44Bn**
- **HNB** notched the “Top Net Purchasers” slot with a net inflow of **LKR 104.95Mn** whilst **JKH** notched the “Top net Sellers” slot with a net outflow of **LKR 237.18Mn.**

Movement of Net Foreign Flows



Summary of Key Announcements during the week

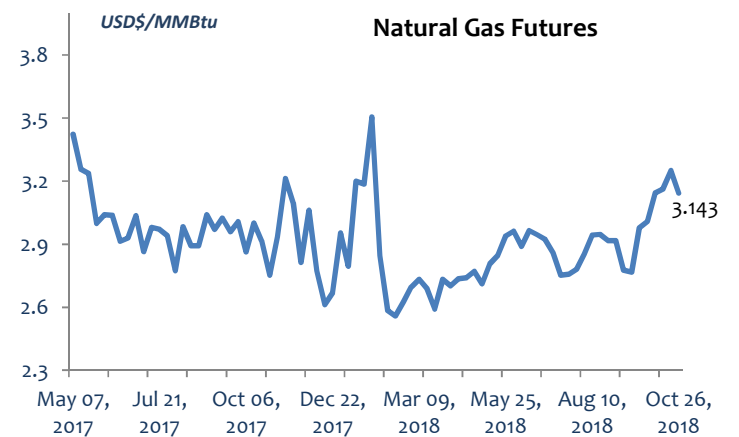
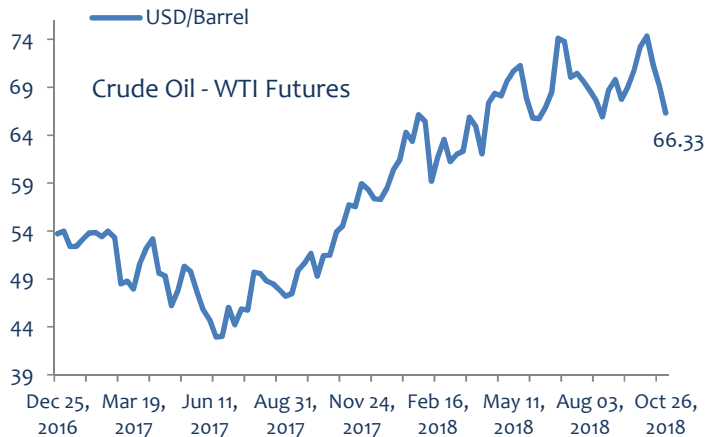
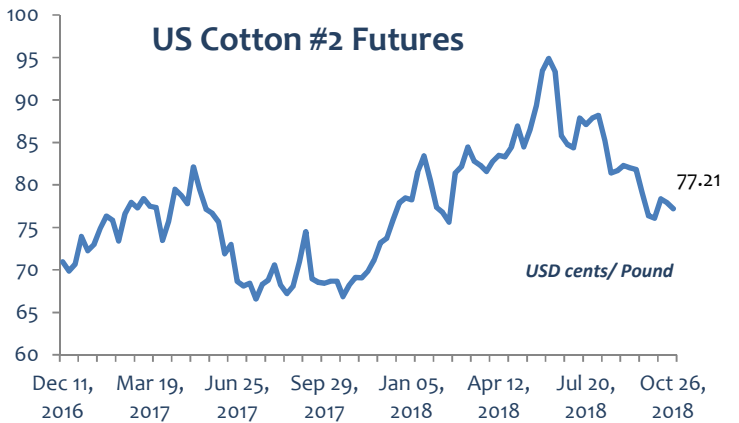
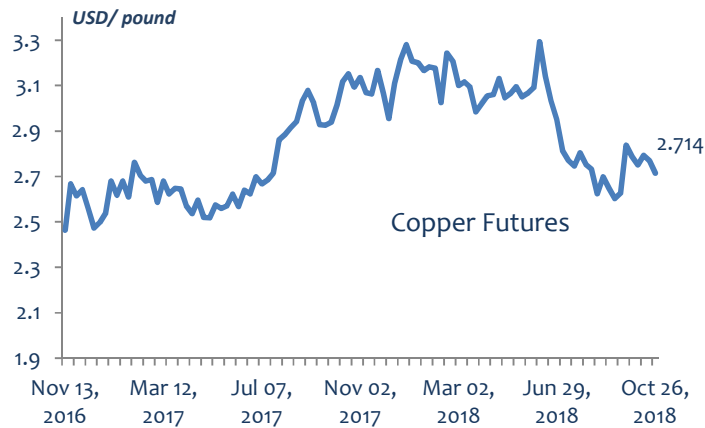
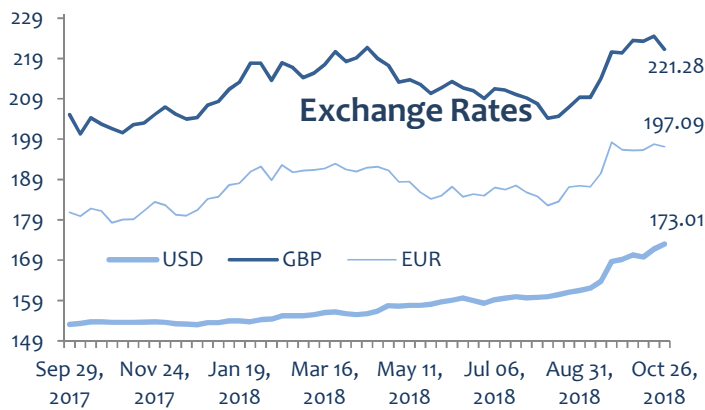
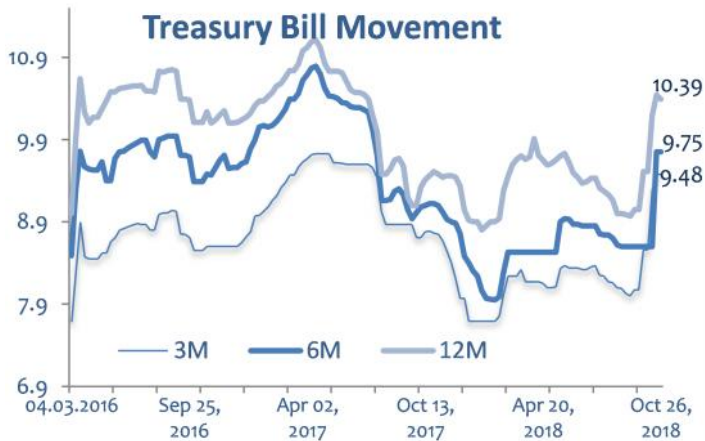
- **Ceylon Tea Brokers PLC (CTBL)** announced that they have arranged a facility worth of **LKR 100Mn** at 13% p.a through a **commercial paper** to be re-paid on 19th Nov 2018 **from Capital Alliance Investment Grade Fund** to meet the short term working capital requirement.
- **PC House PLC (PCH)** is **under winding-up order** of the Commercial High Court with effect from 19th March 2018 and Messers. P. E. A. Jayewickreme and G. J. David, Chartered Accountants have been appointed as the Liquidators.
- **National Development Bank PLC's (NDB)** 32.85Mn shares allotted to shareholders pursuant to the **Rights Issue** (56% of the total issue) were **listed on 25th Oct 2018**.
- **Janashakthi PLC** said, detailed **voluntary offer document** will be forwarded to the Board of Directors and the shareholders of **Dunamis Capital PLC (CSEC)** within 28 days from 23 Oct 2018. A shareholder who does not receive Offer Document is advised to contact **KHL Corporate Services LTD**.
- Board of **Asia Asset Finance PLC** has to recommend to its shareholders a **Rights Issues in two tranches**.
Tranche I: 25.18Mn new shares at the ratio of **03 new voting shares for 10 shares held** at **LKR 10/- per share** to increase its stated capital by LKR 251.76Mn and
Tranche II: 21.82Mn new shares at the ratio of **02 new voting shares for 10 shares** held after the 1st tranche at **LKR 10/- per share** to increase its stated capital by LKR 218.19Mn (upon the shares in tranche I are duly listed in CSE).
 Further, Board also recommends **reducing the existing number of shares by the consolidation of every existing 10 shares in to 01 Share** (without a change to the Stated Capital of the Company) **prior to the Rights Issues**. The funds so raised would be for the purpose of strengthening the Tier 1 capital base of AAF in keeping with its expansion. The current stated capital of AAF is LKR 1.39Bn represented by 839.21Mn Ordinary Voting Shares.
- **Anilana Hotels and Properties PLC (ALHP)** said, subsequent to the Mandatory Offer; **SOMAP International Pte Ltd** had accepted 141.99Mn shares (14.1% stake) and currently holds 655.44Mn shares (65.10% stake).

➤ Dealings By Directors

Counter	Nature	Director / Company involved	No of Shares	Price	Date
ASCO	Rights Subscribe	Mr I J Mc Veigh	6,959,825	20.00	10 Oct.
		Mr M H Jamaldeen	5,534,747		
		Mr A J B Warman	2,364,758		
		Eighth Wonder (Mr T C Smith)	12,856,712		
CFLB	Purchase	Mr. A Rajaratnam (Financial Trust Limited)	3,680	14.30	17 Oct.
CFLB	Purchase	Mr. A Rajaratnam & Mr S D R Arudpragasam (Oakley Investments)	30,000	14.3	17 Oct.
MRH	Purchase	Mr Jayantha Atul Panabokke	75,000	14.0	18 Oct.
MRH	Purchase	Mrs D L Panabokke	25,000	14.0	18 Oct.
SAMP	Purchase	Mr S D Palansuriya (Son of Chairman)	200	229.00	17 Oct.
SIGV	Purchase	Mr. A Rajaratnam (Financial Trust Limited)	40	42.00	18 Oct.
TANG	Purchase	Mr N H Viraj Perera	5,422	39.9, 40.0	9 Oct.

Economic Indicators & Other Statistics

Source: investing.com & cbsl.gov.lk



Contact Information

Head Office

Sales Team

Thakshila Hulangamuwa	thakshi@ashaphillip.net	+94 11 2429108
Upul Priyantha	upul@ashaphillip.net	+94 11 2429106
Shanmugam Sudhagar	sudha@ashaphillip.net	+94 11 2429107
Vasantha Wicramasinghe	vasantha@ashaphillip.net	+94 11 2429114

Research

Visahan Arumainayaham	visahan@ashaphillip.net	+94112429139
Nishani Ruwanpathirana	nishani@ashaphillip.net	+94 112429137

Regional Offices

Colombo (H/O)

60, 5th Lane,
Colombo 03.
Tel - 94 112429100
Fax - 94 112429199
www.ashaphillip.net

Matara

#24-1/3A,
E.H. Cooray Tower, 2nd Floor,
Anagarika Dharmapala Mw,
Matara.
Tel: 041 2235191-5

Jaffna

#147, 2/3
K.K.S. Road,
Jaffna.
Tel: 021 2221614

Kandy

88, Ceybank House, Dalada Vidiya,
Kandy.
Tel. 081 2204750

Kiribathgoda

#94, Udeshi City Shopping Complex,
2nd Floor, #2/12, Makola Road,
Kiribathgoda.
Tel. 011 2908511

Negombo

#72 A 2/1,
Old Chilaw Road,
Negombo.
Tel. 031 2227474

Gampaha

#116, Sanasa Ideal Complex,
Bauddhaloka Mawatha,
Gampaha.
Tel. 033 2234888

Important Information

This document has been prepared and issued by Asha Phillip Securities Ltd, on the basis of publicly available information, internally developed data and other sources, believed to be reliable. Whilst all responsible care has been taken to ensure that the facts stated are accurate and the opinions given are fair and reasonable neither Asha Phillip Securities Ltd, nor any Director Officer or employee, shall in any way be responsible for any decisions made on its contents. Asha Phillip Securities Ltd may act as a Broker in the investments which are the subject of this document or related investments and may have acted upon or used the information contained in this document, or the research or analysis on which it is based, before its publication. Asha Phillip Securities Ltd., Its Directors, Officers or Employees may also have a position or be otherwise interested in the investments referred to in this document. This is not an offer to sell or buy the investments referred to in this document.