

WEEKLY STOCK MARKET HIGHLIGHTS

Friday, 28 September 2018



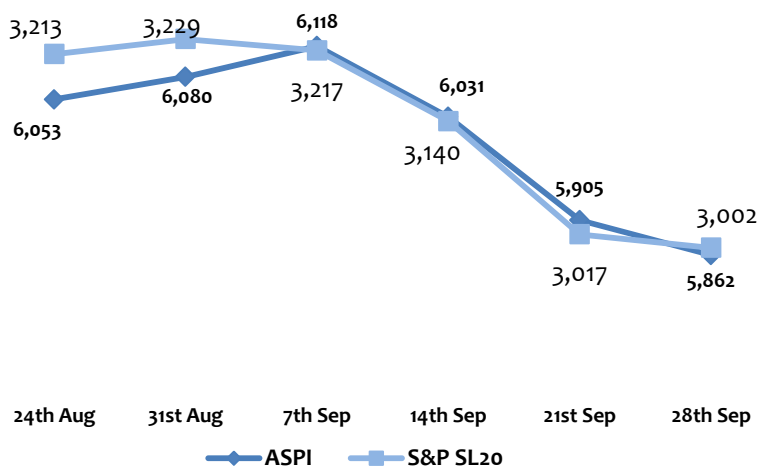
**ASHA PHILLIP
SECURITIES LTD**

Sri Lanka

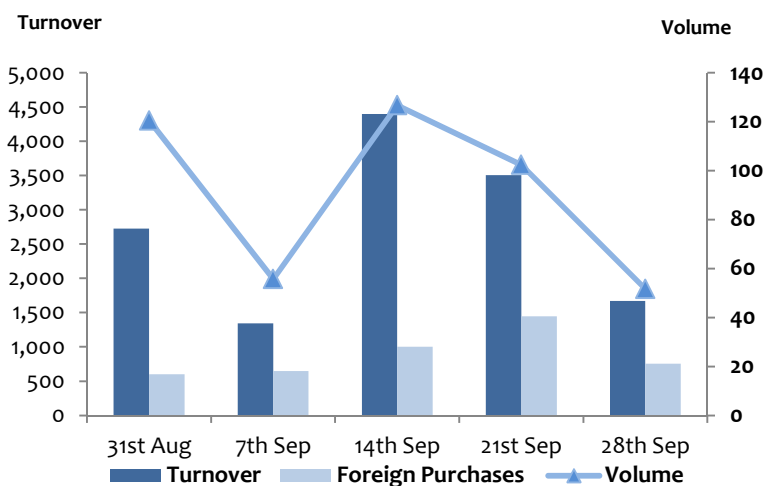
Market Statistics.

Index	28th Sep	21st Sep	Change	% Change
ASPI	5,862.18	5,904.90	↓ (42.72)	↓ -0.72%
S&P SL20	3,002.00	3,016.76	↓ (14.76)	↓ -0.49%
Market Statistics		28th Sep	21st Sep	% Change
Turnover (Rs.)	1,669,008,328	3,503,903,252	↓	-52.4%
Domestic Purchases	916,397,640	2,058,338,284	↓	-55.5%
Domestic Sales	637,335,396	1,315,279,241	↓	-51.5%
Foreign Purchases	752,610,688	1,445,564,968	↓	-47.9%
Foreign Sales	1,031,672,932	2,188,624,011	↓	-52.9%
Share Volume (No.)	51,717,362	102,379,833	↓	-49.5%
Market Cap (Rs. Bn)	2,752.86	2,773.00	↓	-0.7%
PER	9.18	9.23	↓	-0.5%
PBV	1.15	1.16	↓	-0.9%

Market Indices.



Turnover, Volume and Foreign Purchase.



Performance of the Market

- Monday: Market closed for a religious holiday.
- Tuesday: Foreign investors remained net sellers on blue chips; lower investor participation and month end selling led the bourse to lose over 1.2% during the session.
- Wednesday: Bourse partly recovered from previous day's losses and settled on positive note. Average yields moved up during the weekly Treasury Bill Auction.
- Thursday: Interest rate revision by Federal Reserve and the depreciation of local currency increased the worries of local investors. Net foreign outflows were noted on blue-chips; bourse settled on red terrain.
- Friday: Bourse was positive during early session but later turned red. Majority of the transactions were executed among the foreign investors (65%).

Summary

- ASPI was moved between 5,832.33 - 5,904.51 points and settled the week on negative note at 5,862.18 with a loss of 42.72 points (-0.72%).
- The S&P SL20 Index also followed the same trend and settled the week on negative note at 3,002.00 with a loss of 14.76 points (-0.49%)
- The total turnover for the week recorded as LKR 1.67Bn, down by 52% from its previously recorded LKR 3.5Bn; foreign investors remained net sellers for the week.
- Off board trades represented 12% of the week's turnover, accounting for LKR 195Mn through 4 trades.

Sectorial Overview

- Diversified Holdings (DIV) sector stood on top providing LKR 681Mn capturing 41% of the week's total turnover.
- Bank Finance and Insurance (BFI) and Investment Trusts (INV) sectors stood second and third providing LKR 475Mn and LKR 183Mn respectively to the weekly aggregated turnover.

Weekly Market Highlights & Statistics

Highest Turnover

Company Name	Share Vol.	Turnover (LKR)	Low (LKR)	High (LKR)	Cur.Week Close	Prv.Week Close	Change (LKR)	Change
JOHN KEELLS HOLDINGS PLC	4,429,002	581,285,432	127.10	134.00	131.50	129.50	2.00	1.54%
SAMPATH BANK PLC	938,442	224,168,466	236.3	245.0	239.90	238.60	1.30	0.54%
CEYLON GUARDIAN INVESTMENT TRUST	1,507,580	105,521,788	68.00	70.00	70.00	70.00	-	0.00%
COMMERCIAL BANK OF CEYLON PLC	770,716	87,270,002	112.90	115.50	113.00	114.10	(1.10)	-0.96%
CEYLON INVESTMENT PLC	1,609,573	60,273,600	35.00	37.50	35.00	37.40	(2.40)	-6.42%

Highest Volume

Company Name	Share Vol.	Turnover (LKR)	Low (LKR)	High (LKR)	Cur.Week Close	Prv.Week Close	Change (LKR)	Change
DIALOG AXIATA PLC	4,740,263	55,929,738	11.60	12.00	11.90	12.00	(0.10)	-0.83%
JOHN KEELLS HOLDINGS PLC	4,429,002	581,285,432	127.10	134.00	131.50	129.50	2.00	1.54%
NATIONAL DEVELOPMENT BANK PLC [R]	3,141,597	850,667	0.10	4.90	0.10	0.00	0.10	
ANILANA HOTELS AND PROPERTIES PLC	2,770,014	3,495,308	1.20	1.30	1.20	1.20	-	0.00%
CEYLON INVESTMENT PLC	1,609,573	60,273,600	35.00	37.50	35.00	37.40	(2.40)	-6.42%

Top Gainers

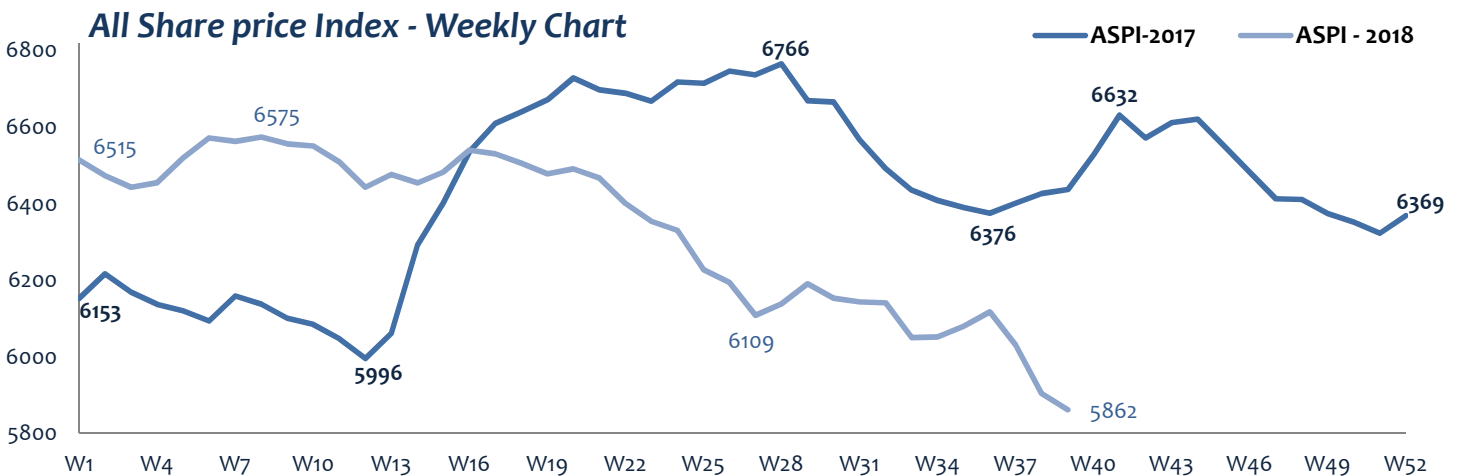
Company Name	VWA Week Close	Change (LKR)	Change %	Turnover (LKR)
ADAM INVESTMENTS	0.10	0.10	100.00	24,299.8
S M B LEASING [X]	0.20	0.10	50.00	214,195
SERENDIB HOTELS [X]	11.20	2.80	25.00	78,413.50
TESS AGRO	0.40	0.10	25.00	191,550.30
TESS AGRO [X]	0.40	0.10	25.00	990.00

Top Losers

Company Name	VWA Week Close	Change (LKR)	Change %	Turnover (LKR)
NATION LANKA	0.90	(0.20)	(22.22)	385,294.60
S M B LEASING	0.50	(0.10)	(20.00)	45,242
ADAM CAPITAL	0.50	(0.10)	(20.00)	204,408.00
HUEJAY	24.60	(4.10)	(16.67)	5,140.00
PEOPLE'S MERCH	12.00	(2.00)	(16.67)	32,525.0

Crossings

Name	Symbol	Avg Price	Trades	T.Volume	Turnover
John Keells Holdings PLC	JKH.N0000	131.07	2	782,885	102,614,197
Commercial Bank Of Ceylon PLC	COMB.N0000	113.00	1	500,000	56,500,000
Sampath Bank PLC	SAMP.N0000	238.00	1	150,000	35,700,000



Foreign Transactions.

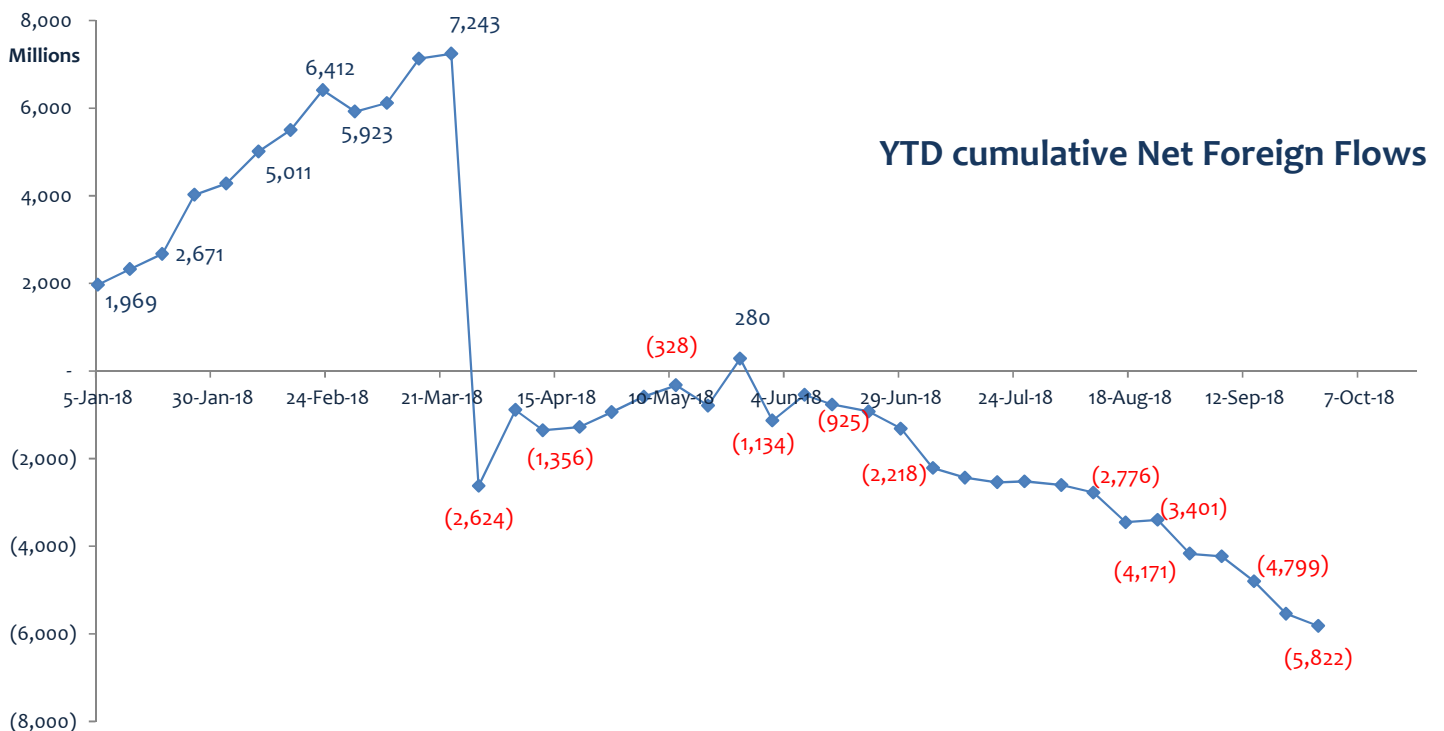
Company Name	Avg Price	Net change in Qty	Net Foreign Inflow
SOFTLOGIC	21.42	1,085,000	23,240,700
MELSTACORP	50.00	347,500	17,375,000
CARSONS	167.00	39,712	6,631,904
DIALOG (+)	11.80	515,592	6,083,986
CHEVRON (+)	65.10	90,391	5,884,454
HNB[X.0000] (+)	159.50	21,170	3,376,615
NATIONS TRUST (+)	88.90	36,109	3,210,090
CEYLON GUARDIAN	70.00	36,020	2,521,400
SWISSTEK	39.30	38,890	1,528,377
RICHARD PIERIS	10.20	130,747	1,333,619

Company Name	Avg Price	Net change in Qty	Net Foreign Outflow
JKH	130.76	(1,113,548)	(145,607,536)
SAMPATH (+)	238.60	(374,430)	(89,338,998)
CEYLON INV.	37.50	(1,563,427)	(58,628,513)
COMMERCIAL BANK	113.75	(189,120)	(21,512,400)
COMMERCIAL BANK[X]	89.10	(139,753)	(12,451,992)
DISTILLERIES	16.70	(562,347)	(9,391,195)
NESTLE (+)	1,649.90	(4,171)	(6,881,733)
Softlogic Life (+)	26.10	(95,000)	(2,479,500)
LANKA HOSPITALS (+)	40.10	(59,713)	(2,394,491)
AMBEON HOLDINGS	11.1	(196,582)	(2,182,060)

Foreign Participation

- **Aggregate foreign buying** for the Week totaled up to **LKR 0.75Bn.**
- **Foreign sales** for the Week amounted to **LKR 1.03Bn.**
- **Net foreign outflow** for the Week was **LKR 0.28Bn**, YTD net foreign outflow presently stands at **LKR 5.82Bn**
- **SHL** notched the “Top Net Purchasers” slot with a net inflow of **LKR 23.24Mn** whilst **JKH** notched the “Top net Sellers” slot with a net outflow of **LKR 145.61Mn.**

Movement of Net Foreign Flows



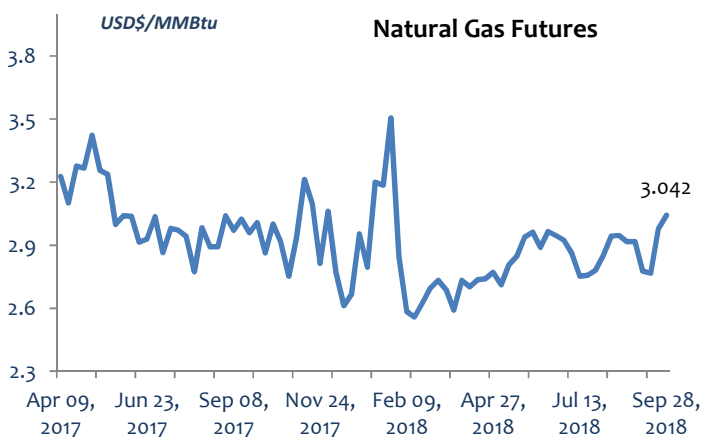
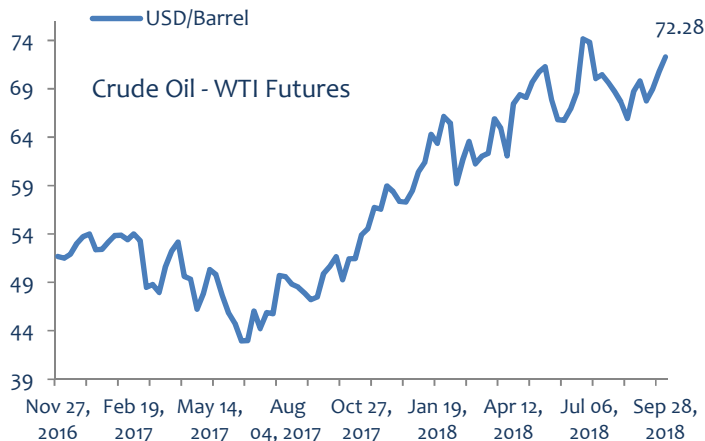
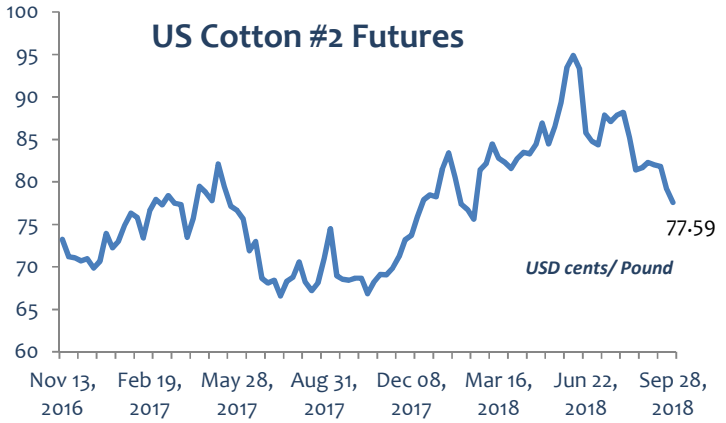
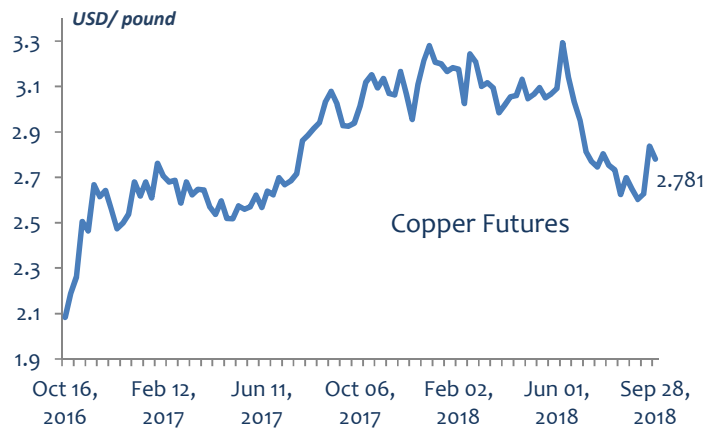
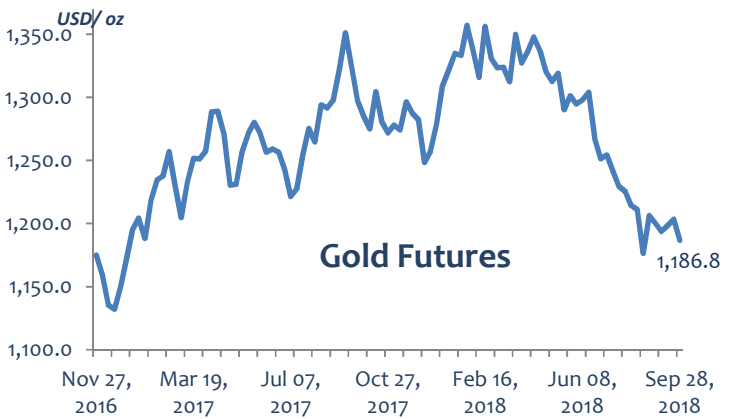
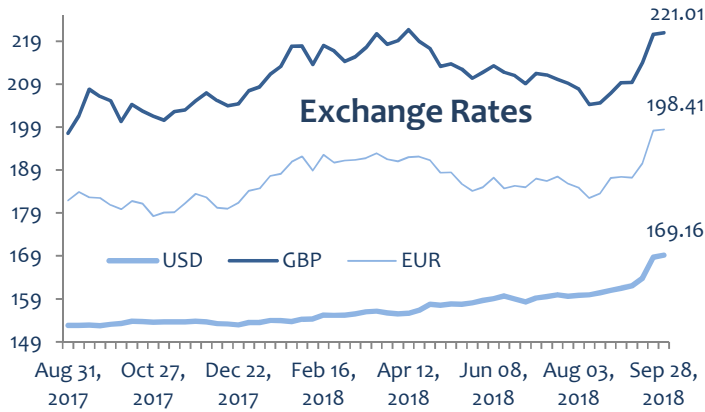
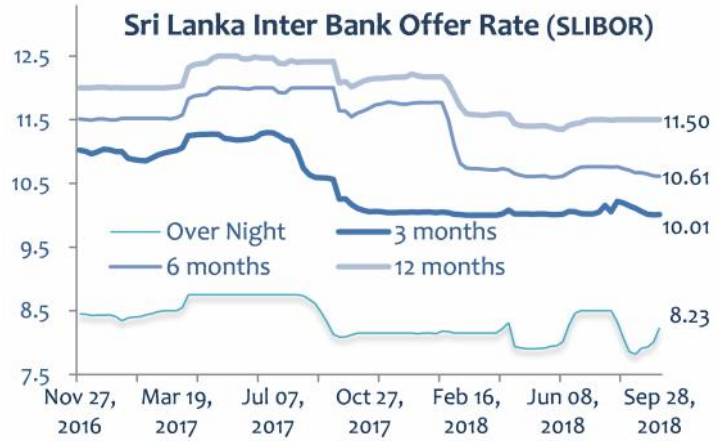
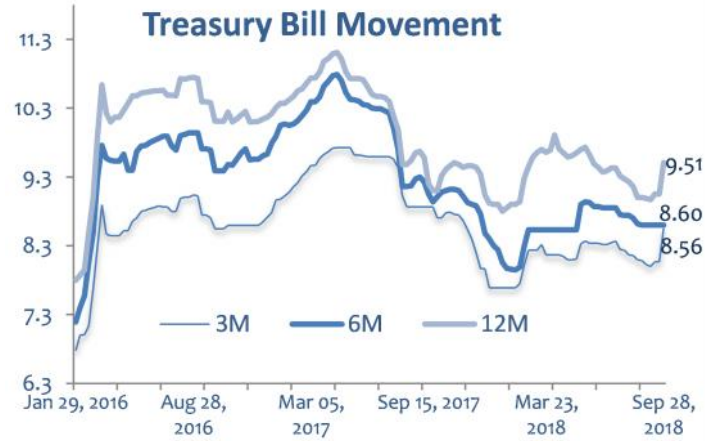
Summary of Key Announcements during the week

- **Radiant Gems International PLC (RGEM)** - Trading **Suspension lifted** (26-09-2018) as the company resolved the matters giving rise to the Qualified Opinion in the Independent Auditor's Report.
- **Singer (Sri Lanka) PLC (SINS)** had **received** 16 applications amounting to **LKR 656.8Mn** for their **Debenture Issue** (to raise LKR 1.5Bn) and it was closed on 26th September 2018.
- **ICRA Lanka Limited**, a group company of Moody's Investors Service has **revised the Issuer rating to [SL]B-** with Negative outlook from [SL]BB- with Negative outlook for **MTD Walkers PLC (KAPI)** on Sep 21,2018. **Trading halt** imposed on KAPI was **lifted** on 25 Sep 2018.
- **Agalawatte Plantations PLC (AGAL)** said, Honorable Judge of the Commercial **High Court** on 25th Sep 2018, **allowed further time** to file objections of the Respondent till **12th November 2018**.
- Trading of the Securities of the **Mackwoods Energy PLC (MEL)** has been **suspended** from 25 Sep 2018, in terms of CSE Listing Rules - Qualified Opinion in the Independent Auditor's Report on the Audited Financial Statements for the year ended 31st March 2017.
- **Nation Lanka Finance PLC (CSF)** said they have received 136 applications for the **Rights Issue** of shares, for a value of LKR 600.3Mn. (Total value of the issue 697.7Mn). New **Shares issued were listed on 27th Sep 2018**.
- **Property Development PLC (PDL)** on 30th Aug 2018 said, their Public Share Holding Percentage was at 4.44%. PDL and Bank of Ceylon (Parent Company) are currently in the process of evaluating the possibility of revising the terms of the delisting exit offer and upon the conclusion of such evaluation; PDL will take the necessary steps to present the delisting proposal to the shareholders with a revised offer.
- **Dealings By Directors**

Counter	Nature	Director / Company involved	No of Shares	Price	Date
BFL	Purchase	Prof. M T A Furkhan (Chairman)	50,000	119.00, 122.00	20, 26 Sep.
CFI	Purchase	Mr. A Rajaratnam (Financial Trust Limited)	550	47.90, 48.00	25 Sep.
CIT	Purchase	Mr. A Rajaratnam (Financial Trust Limited)	85	60.00	25 Sep.
COLO	Purchase	Mr. A Rajaratnam (Financial Trust Limited)	2,500	45.0	25, 26 Sep.
HVA	Purchase	Mr A R Harsha Fernando - Chairman	6,855	5.10, 5.20	11, 13 Sep.
SWAD	Purchase	Mrs A M Wijewardene (Chairman)	340	11,900 - 15,000	21st Sep.
VLL	Purchase	MR Riyaz Sangani	15,000	4.4	21, 25 Sep.

Economic Indicators & Other Statistics

Source: investing.com & cbsl.gov.lk



Contact Information

Head Office

Sales Team

Thakshila Hulangamuwa	thakshi@ashaphillip.net	+94 11 2429108
Upul Priyantha	upul@ashaphillip.net	+94 11 2429106
Shanmugam Sudhagar	sudha@ashaphillip.net	+94 11 2429107
Vasantha Wicramasinghe	vasantha@ashaphillip.net	+94 11 2429114

Research

Visahan Arumainayaham	visahan@ashaphillip.net	+94112429139
Nishani Ruwanpathirana	nishani@ashaphillip.net	+94 112429137

Regional Offices

Colombo (H/O)

60, 5th Lane,
Colombo 03.
Tel - 94 112429100
Fax - 94 112429199
www.ashaphillip.net

Matara

#24-1/3A,
E.H. Cooray Tower, 2nd Floor,
Anagarika Dharmapala Mw,
Matara.
Tel: 041 2235191-5

Jaffna

#147, 2/3
K.K.S. Road,
Jaffna.
Tel: 021 2221614

Kandy

88, Ceybank House, Dalada Vidiya,
Kandy.
Tel. 081 2204750

Kiribathgoda

#94, Udeshi City Shopping Complex,
2nd Floor, #2/12, Makola Road,
Kiribathgoda.
Tel. 011 2908511

Negombo

#72 A 2/1,
Old Chilaw Road,
Negombo.
Tel. 031 2227474

Gampaha

#116, Sanasa Ideal Complex,
Bauddhaloka Mawatha,
Gampaha.
Tel. 033 2234888

Important Information

This document has been prepared and issued by Asha Phillip Securities Ltd, on the basis of publicly available information, internally developed data and other sources, believed to be reliable. Whilst all responsible care has been taken to ensure that the facts stated are accurate and the opinions given are fair and reasonable neither Asha Phillip Securities Ltd, nor any Director Officer or employee, shall in any way be responsible for any decisions made on its contents. Asha Phillip Securities Ltd may act as a Broker in the investments which are the subject of this document or related investments and may have acted upon or used the information contained in this document, or the research or analysis on which it is based, before its publication. Asha Phillip Securities Ltd., Its Directors, Officers or Employees may also have a position or be otherwise interested in the investments referred to in this document. This is not an offer to sell or buy the investments referred to in this document.